Tel: 519.823.1311
Fax: 519.823.1316

RWDI AIR Inc.
650 Woodlawn Road West
Guelph, Ontario, Canada
N1K 1B8

Jericho Wind Energy Centre

Lambton County, ON

Report – Revision #2

Acoustic Audit Report - Immission

Fall 2015

RWDI # 1501440
November 18, 2020

SUBMITTED TO

Jericho Wind, LP
c/o Cordelio Power, Inc.
65 Queen St. W.,
Suite No. 605
Toronto, ON M5H 2M5
c/o Derek Dudek
derek.dudek@nexteraenergy.com

SUBMITTED BY

Greg Conley, M.Eng., P.Eng.
Senior Project Manager / Principal
greg.conley@rwdi.com

Benjamin J. Coulson, M.A.Sc., P.Eng.
Senior Consultant / Principal
ben.coulson@rwdi.com

SIGNATURES

Ben Coulson, P.Eng., B.A.Sc., M.A.Sc.
Senior Consultant / Principal

EXECUTIVE SUMMARY

Jericho Wind, LP retained RWDI AIR Inc. to conduct an immission acoustic audit of the Jericho Wind Energy Centre located in Lambton County, Ontario. The purpose of this audit is to capture measurements of the sound level produced by the wind turbines for comparison with the applicable Ministry of the Environment and Climate Change limits. This audit report is the second of two immission audit reports as required by the Renewable Energy Approval (REA) for the facility.

The facility is owned by Jericho Wind, LP. The wind farm consists of ninety-two General Electric 1.6-100 turbines and one 150 MVA transformer substation. The project then connects to one of two step-up transformers at the Parkhill Interconnect. The total nameplate capacity of the wind farm is 150 MW.

Unattended measurements were conducted at five representative points of reception to assess sound immissions from the wind turbine farm as required in the REA. Weather monitoring instrumentation was co-located with the sound level meters. Rain data was collected at a single co-located monitoring location and assumed to be similar for the entire wind farm.

To achieve the maximum amount of data collection the fall sampling program was extended beyond the September to October time period suggested in the REA. The fall measurement program began on September 14, 2015 and for the purposes of this report, the dataset was assessed up until January 20, 2016. Monitoring continued at Monitor E until May 15, 2016 to collect additional data at higher winds speeds.

The facility is required to meet the sound level limits identified in the REA. The minimum number of filtered measurement intervals for each wind speed “bin” was obtained at Monitors B and C for both turbine operational and turbine parked conditions. The combination of fall 2015 and spring 2015 audits was investigated for the three other stations as the minimum number of measurement intervals for the higher wind speed bins was not obtained during the fall program. The combination of the two sampling programs had all five locations meeting the minimum number of filtered measurement intervals for both operational and parked.

Based on the monitoring data for Monitors B and C, the facility is in compliance with the sound level limits identified in the REA. The combination of the fall 2015 and spring 2015 audits for the other three stations shows compliance with the limits outlined in the REA. Obtaining the missing data points at the higher wind speeds for these three location is not expected to alter any statement of compliance given that the sound power levels from the turbines are constant with wind speed, and the applicable sound level limit increases with higher wind speeds (e.g., 43 dBA at 7 m/s). Hence, the facility is expected to be compliant at all wind speeds and at all points of reception.

This report represents a resubmission of “Acoustic Audit Report – Immission Fall 2015” dated May 20, 2016 to address comments by the MECP received on March 28, 2019; March 23, 2020; and October 14, 2020.

TABLE OF CONTENTS

1. INTRODUCTION 1
2. FACILITY DESCRIPTION 1
3. INSTRUMENTATION 2
3.1 Acoustic Instrumentation 2
3.2 Non-Acoustic Instrumentation 2
3.3 Calibration 3
4. MEASUREMENT PROCEDURE 3
4.1 Noise Measurement Location 3
4.2 Wind Measurement Location 3
4.3 Acoustic Measurements 3
4.4 Non-Acoustic Measurements 4
4.5 Number of Measurement Intervals 4
5. ACOUSTIC AUDIT PROCEDURE 5
5.1 Points of Reception 5
6. DATA PROCESSING 7
6.1 Data Reduction and Filtering 7
6.2 Effects of Insects and Fauna 7
6.3 Data Analysis 7
6.4 Determination of Turbine Sound Level 7
6.5 Tonal Assessment 8
7. ASSESSMENT OF COMPLIANCE 9

Tables

Table 1: Valid Total Sound Data for Monitor A
Table 2: Valid Total Sound Data for Monitor B
Table 3: Valid Total Sound Data for Monitor C
Table 4: Valid Total Sound Data for Monitor D
Table 5: Valid Total Sound Data for Monitor E
Table 6: Valid Ambient Sound Data for Monitor A
Table 7: Valid Ambient Sound Data for Monitor B
Table 8: Valid Ambient Sound Data for Monitor C
Table 9: Valid Ambient Sound Data for Monitor D
Table 10: Valid Ambient Sound Data for Monitor E
Table 11: Summary of Sound Levels at Monitor A
Table 12: Summary of Sound Levels at Monitor B
Table 13: Summary of Sound Levels at Monitor C
Table 14: Summary of Sound Levels at Monitor D
Table 15: Summary of Sound Levels at Monitor E
Table 16: Summary of Sound Levels at all Monitoring Locations

Figures

Figure 1: Jericho Wind Farm - Noise Monitor Locations
Figure 2: Valid L_{EQ} Data - Monitor A
Figure 3: Valid L_{EQ} Data - Monitor B
Figure 4: Valid L_{EQ} Data - Monitor C
Figure 5: Valid L_{EQ} Data - Monitor D
Figure 6: Valid L_{EQ} Data - Monitor E
Figure 7: Wind Rose Plot - Monitor A
Figure 8: Wind Rose Plot - Monitor B
Figure 9: Wind Rose Plot - Monitor C
Figure 10: Wind Rose Plot - Monitor D
Figure 11: Wind Rose Plot - Monitor E

Appendices

Appendix A: Site Plan
Appendix B: Renewable Energy Approval
Appendix C: Equipment List and Photographs of Monitor Surroundings
Appendix D: Signed Statement
Appendix E: Conditions during the Measurements
Appendix F: Tonal Audibility Levels
Appendix G: Turbine Parked Period

1. INTRODUCTION

Jericho Wind, LP retained RWDI AIR Inc. (RWDI) to conduct an immission acoustic audit of the Jericho Wind Energy Centre (Jericho) located in Lambton County, Ontario. The purpose of this audit is to capture measurements of the sound level produced by the wind turbines for comparison with the applicable Ministry of the Environment and Climate Change (MOECC) limits at nearby receptors. This immission audit is intended to meet the requirements of Part D of the MOECC publication "Compliance Protocol for Wind Turbine Noise" (Protocol).

The wind turbines and ancillary equipment are located on privately-owned farmland through a legal agreement between the landowner and Jericho Wind, LP. The zoning within the project area and surrounding areas is agricultural. The acoustic environment surrounding the project area is rural and is influenced primarily by road traffic, farming activities, and sounds of nature. The Site Plan as found in the "Jericho Wind Energy Centre – Revised Noise Assessment Report", dated February 2014 and prepared by AECOM is included in Appendix A.

The facility's Renewable Energy Approval (REA), number 5855-9HHGQR dated April 14, 2014, along with amendments dated September 2, 2014 and November 12, 2014 are provided in Appendix B. Condition E of the REA requires Jericho to complete two acoustic audit (immission) tests; one test in the spring and one in the fall. The first test was completed in the spring of 2015; this report presents the results of the fall 2015 period immission audit test.

Unattended measurements were conducted at five representative points of reception to assess sound immissions from the wind turbine farm as required in Condition E of the REA. A detailed discussion of the audit procedures and data analysis is provided in the subsequent sections.

This report represents a resubmission of "Acoustic Audit Report – Immission Fall 2015" dated May 20, 2016 to address comments by the MECP received on March 28, 2019; March 23, 2020; and October 14, 2020.

2. FACILITY DESCRIPTION

The facility is owned by Jericho Wind, LP. The Jericho wind farm became commercially operational in November 2014.

The project site is generally bounded by Lakeshore Road/Bog Line to the north, Egremont Road to the south, the Lambton Shores/North Middlesex municipal boundary to the east, and Rawlings Road/Elarton Road to the west, in Lambton County. The project site extends eastward into Middlesex County, generally along and adjacent to Elginfield Road, and Nairn Road between the Lambton Shores/North Middlesex municipal boundary and Cassidy Road.

The Jericho wind farm consists of ninety-two General Electric 1.6-100 wind turbine generators and one 150 MVA transformer substation. The total nameplate capacity of the wind farm is 150 MW. The project connects to one of two 225 MVA step-up transformers at the Parkhill Interconnect. All turbines have a hub height of 80 m above local grade.

3. INSTRUMENTATION

All instrumentation used for the immission testing followed the requirements set out in the Protocol.

3.1 Acoustic Instrumentation

The measurements were conducted using five proprietary data collection systems developed by RWDI that are based on National Instruments signal processing hardware and software. A list of the acoustic equipment including serial numbers is provided in Appendix C. The data collection systems are capable of recording both sound level and audio. Each sound monitoring site meets the following requirements:

- Type 1 measurement system per the IEC standard 61672-1 Sound Level Meter, Part 1: Specifications;
- Class 1 microphone systems;
- The instrumentation having constant frequency response over at the 20 Hz to 20000Hz frequency range;
- The filters meeting the requirements of IEC 61620 for Class 1 filters; and
- The instrumentation being capable of measuring audio recordings continuously during the measurement campaign, at sampling rate of at least 8000 Hz.

All sound monitoring locations were calibrated both before and after the measurement campaign using a Larson-Davis CAL200 precision acoustic calibrator. The calibrator's accuracy is equal to or better than +/- 0.3 dB and is Class 1 according to IEC 60942 within the temperature range of this measurement program.

In addition to the 90mm diameter primary wind screen that is commonly used for long term monitoring campaigns, a secondary 500mm diameter wind screen was deployed at each location that meets the specifications indicated in IEC 61400-11. No transmission loss was accounted for in the data due to the anticipated minimal loss created.

3.2 Non-Acoustic Instrumentation

Each sound level monitoring location was co-located with a meteorological station. Each meteorological station consisted of a Campbell Scientific weather console using a CR200 data logging system and a R.M. Young 05103-10 wind anemometer. Auxiliary measurement instrumentation for temperature, relative humidity, and precipitation was located at the Monitor E location. This weather monitoring system meets the requirements of the MOECC Protocol.

3.3 Calibration

All relevant acoustic equipment has calibration records that are traceable to an accredited acoustic laboratory and are within the valid calibration recertification time. All other equipment is within calibration range and recertification time.

4. MEASUREMENT PROCEDURE

4.1 Noise Measurement Location

The microphones were located at a height of approximately 4.5 metres above local ground representing a 2-storey residence. This height is consistent with dwellings located at the points of reception in this study and the modelled receptor heights identified in the Noise Assessment Report.

The microphones were located as close to the dwelling as practically and technically feasible, or in an acoustically-equivalent location in accordance with the Protocol, as appropriate. More specifically, the microphones were located more than 5 m away from any large reflecting surface and away from trees or foliage that could affect the measurements. The monitoring positions were also located such that any intervening obstacles or terrain did not shield them from line of sight to the wind turbines.

4.2 Wind Measurement Location

The Protocol requires the wind measurement location be in close proximity to the sound measurement location. An anemometer was mounted to the same tower as the microphone at each of the sound measurement locations. Wind speed and direction measurements were obtained at a height of 10 m. All monitoring locations were configured to record data on one-minute intervals. A sensor for measuring temperature and relative humidity was located on the same tower at the Monitor E location. The weather measurement location was not shielded by nearby buildings or obstructions.

4.3 Acoustic Measurements

Turbines Operational

All monitoring locations were configured to log one-minute statistical sound level data. The key statistical data used in the analysis is the A-weighted one-minute energy equivalent sound level ($L_{EQ,\ 1min}$ in dBA). Audio recordings were also logged on a continual basis for sound identification purposes. Interruptions in the data set occurred during daytime hours (i.e., 7am to 7pm) while checks and maintenance was conducted by RWDI personnel. Sound and weather measurement equipment were time synchronized with each other at each measurement location.

Appendix D includes a statement signed by an authorized representative of the Jericho wind farm confirming that all wind turbines were operating normally for the duration of the valid measured data time periods.

Turbines Parked

Meter configurations were not changed between the turbine operational and turbine parked conditions. The turbines were parked on several different occasions to establish ambient sound levels. During the parked conditions all nearby influential turbines were stopped so that the measured sound levels at the

point of reception were representative of ambient background levels. Acoustic measurements during parked conditions were obtained on the following dates during the normal audit time period between the hours of 22:00 and 05:00 (start date - end date):

- October 27-30,
- November 3,
- November 6-7,
- November 10,
- November 12,
- November 17, and
- December 11, 2015.

Requested shutdown periods for the collection of ambient data are summarized in Appendix G.

4.4 Non-Acoustic Measurements

All meteorological stations were configured to continuously log the appropriate statistical parameters and output one-minute averaged data or instantaneous data where applicable. The station was configured to log the following data on one-minute intervals:

- Average wind speed (m/s);
- Maximum wind speed (m/s);
- Minimum wind speed (m/s); and
- Average wind direction (azimuth degrees).

Average temperature (degrees Celsius), average relative humidity (percentage), and precipitation data were collected at Monitor E which is considered representative of all monitoring stations.

4.5 Number of Measurement Intervals

Turbines Operational

The Protocol requires that no less than 120 one-minute intervals are required to be measured for each integer wind speed for the data set to be considered large enough to conduct the analysis and to be able to assess compliance. Wind speed measurements are rounded to the nearest integer prior to sorting in to a representative integer wind speed “bin”.

Turbines Parked

Ambient sound measurements were completed with all applicable turbines parked. The Protocol states that no less than 60 one-minute intervals are required to be measured for each integer wind speed for the data set to be considered large enough to determine the ambient sound level. Wind speed measurements are rounded to the nearest integer prior to "binning".

5. ACOUSTIC AUDIT PROCEDURE

5.1 Points of Reception

Condition E1 (2) of the REA requires measurements to be made at five different points of reception that represent the location of the greatest predicted sound levels and that are located in the direction of the prevailing winds. Additionally, the Protocol states that the points of reception should represent worst-case non-participating receptors.

Selected points of reception were identified based on those expected to be most affected by sounds from the operation of the wind farm. The most affected points of reception were determined from the noise contours provided in the Noise Assessment Report. The numeric values used below for the locations are consistent with the Noise Assessment Report. These points of reception were further refined to downwind locations that would receive a reasonable frequency of prevailing winds for the current season (i.e., westerly winds). This review resulted in points of reception being positioned in the locations shown in Figure 1. Photographs of the surrounding area for each monitoring location are included in Appendix C.

Ideally monitors should be located at the most affected non-participating receptors. However for various reasons described below, this was not always feasible and alternate locations were selected that are acoustically equivalent and conservative. Based on conversations with MOECC technical staff, we understand that this approach is acceptable.

Monitor A (UTM location Zone 17, 427145 m E, 4778057 m N) - monitor is positioned within the fenced in area of Jericho wind farm substation/laydown area (JER2533) in the north east corner. This lot is located directly across the street from non-participating receptor (JER5563) and beside vacant lot receptor (JER2532). Though multiple attempts were made to both the non-participating and vacant lots owners, contact could not be made to discuss or obtain permission to locate a monitor on those lands. The present location of the monitor can be considered acoustically equivalent and more conservative (i.e., sound levels closer to 40 dBA contour) than both the non-participating and vacant land receptors to the north and east, respectively. Operational data was only included in the analysis if the winds were from the following directions: South-Southwest to North, and North to Northeast.

Monitor B (UTM location Zone 17, 427887 m E, 4771687 m N) - monitor is positioned on the lands of a participating receptor (JER2678) directly south from a non-participating receptor (JER4476). Access was investigated to locate the monitor on non-participating lot JER4476, however this landowner declined to participate. Given multiple turbines in all directions to both the non-participating and the monitor location as well as similar setback distances, the acoustic environment should be fairly similar between the two

sites. Both locations are also downwind from the same turbines under any given wind conditions. Operational data was only included in the analysis if the winds were from the following directions: Southwest to North, and North-Northeast to Southeast.

Monitor C (UTM location Zone 17, 423855 m E, 4769893 m N) - monitor is positioned on the lands of a participating receptor (JER4046). There is one surrounding non-participating receptor (JER4047) and two vacant lot receptor (JER2643 and JER2938) in the same area of the monitor. Access was investigated to locate the monitor on the non-participating receptor to the north (JER2643), but contact was not made with the land owner after multiple attempts. The present location of the monitor can be considered acoustically equivalent and more conservative (i.e., sound levels closer to 40 dBA contour) than the three surrounding non-participating and vacant land receptors. Operational data was only included in the analysis if the winds were from the following directions: North-Northwest through East-Northeast; and South to Southwest.

Monitor D (UTM location Zone 17, 425981 m E, 4780199 m N) – monitor is ideally positioned on the lands of a non-participating receptor (JER3205). This receptor is one of the top vacant lot / non-participating receptors for Turbines 14-16 for westerly winds (i.e., dominant wind direction). It was also predicted to be one of the highest affected non-participating receptors in the area. Operational data was only included in the analysis if the winds were from the following directions: North through Northwest (excluded from Northwest to North).

Monitor E (UTM location Zone 17, 428210 m E, 4779544 m N) – monitor is positioned on the lands of a vacant lot receptor (JER2499). This receptor is considered one of the worst-case receptors along Northville Road between Ravenswood Line and Thomson Line for Turbines 21-25 for westerly winds (i.e., dominant wind direction). Operational data was only included in the analysis if the winds were from the following directions: North through West (excluded from West to North).

Time of Measurements

The REA requires immission acoustic audit measurements be completed on two separate occasions within a period of twelve months of the commencement of operation and during the lowest annual ambient sound levels. The stated preferred times are:

1. October and November; and
2. March and April.

This report is the second of the two immission audit reports. Sound level measurements started on September 14, 2015. The fall program extended data measurements and analysis up to and including January 20, 2016. The monitoring program was extended for Monitor E ending on May 15, 2016. The minimum number of filtered measurement intervals for each wind speed “bin” was obtained at Monitors B and C for both turbine operational and turbine parked conditions. The combination of the fall 2015 and spring 2015 audits was also investigated as the minimum number of measurement intervals for the other three locations for the higher wind speed bins was not obtained during the fall program. The combination of the two sampling programs has all five locations meeting the minimum number of filtered measurement intervals.

6. DATA PROCESSING

6.1 Data Reduction and Filtering

The measurement data must be filtered in accordance with the Protocol. Filters including wind direction and individual events were applied to the measurement data as required by the REA and suggested in the Protocol, respectively. The following filters were applied to the measured data and only the data that satisfied all four conditions were used in the subsequent analysis:

1. Measurements between 22:00 and 05:00;
2. No rainfall within the hour of the measurement interval;
3. The maximum and minimum wind speed during the interval did not differ from the average by more than 2 m/s; and
4. Removal of extraneous high level events (example: wind over microphone, traffic pass-bys, human activities, etc.).

Meteorological conditions during the measurement period are presented in Appendix E.

6.2 Effects of Insects and Fauna

The audio recordings were reviewed for sounds from insects and fauna. Sounds of insects and wildlife were audible near the end of the sampling program and this data was subsequently removed from the study.

6.3 Data Analysis

Following the guidance of the Protocol, the “binning method” is used to analyse one-minute sound level data. All sound level data that correlates to wind speeds between 4 to 7 m/s are grouped into integer wind speed bins. Data within each bin is +/- 0.5 m/s of the specified integer wind speed. Data within these bins are subsequently filtered and used for further analysis as detailed in Section 6.4.

6.4 Determination of Turbine Sound Level

As described in the Protocol, the measured data obtained for both the total sound (turbines operational) and ambient sound (turbines parked) are first reduced and filtered as described in Section 6.1. The binned data are then averaged. The resulting sound levels generated by the turbines only are the logarithmic subtraction of the average measured total sound minus the average measured ambient sound at each wind speed.

The resulting valid data is plotted in Figures 2 through 6 for all point of reception. Each graph is a plot of valid sound level data versus wind speed measured at the co-located weather station. Each plot shows the measured total sound, the measured ambient sound, and the resulting turbine-only sound levels. Wind rose plots for each point of reception are presented in Figures 7 through 11. Valid data for each point of reception can be found in Tables 1 through 5 for measured total sound and Tables 6 through 10

for measured ambient sound. A summary of the applicable sound levels based on the valid points is provided in Tables 11 through 15. Table 16 summarizes the data collected during all the monitoring programs and shows the average turbine-only sound at each location.

6.5 Tonal Assessment

An assessment of tonality should be completed as per the Protocol, if it is found to be present. Based on onsite observations and the review of audio recordings, there were no clearly audible and constant tones detected at any point of reception. In addition, tonality and tonal audibility data were provided by GE. The data presented showed that the turbines have a negative tonal audibility which is below the value of positive 3 used for the criteria as per Part D, Section D3.8.3 of the Protocol. As a result, the turbines are not anticipated to have a tonal component associated with their operations.

Tonality was assessed per section D3.8.3 of the Protocol and no tones were detected from onsite observations and from a review of audio recordings. However, tonality above the criteria in the Protocol was identified at Turbine 80 based on an emission test (April 27, 2018 report by Aercoustics), thus triggering a requirement for further tonality analysis. No immission monitors were located in proximity to Turbine 80, and hence a conservative assessment of tonality at all monitors is presented. A detailed tonality assessment was conducted on the collected immission data at Monitor B, C, and E per the ISO/PAS 20065 (2016) method required by MECP. The wind speed bins used in the tonality analysis were selected to match the complete wind speed bins used in the assessment of compliance.

At B and C the minimum data requirements were met during this campaign. While the minimum data requirements to make a statement on compliance were not collected at Monitor E, combining the previously incomplete Spring 2015 and Fall 2015 data meets the minimum data collection requirement at this location.

- Section D3.8.3 of the Protocol requires that at least five 1-minute intervals are used. As the data is in 10-second format, 30 audio files (five minutes * six 10-second files each = 30) corresponding to the closest integer wind-bin values were used for the assessment of tonality.
- Section D3.8.3 limits the permissible line spacing to a range of 1.9 Hz to 4.0 Hz, so a frequency resolution of 2.0 Hz was chosen.
- The sampling rate used was 51200 Hz, resulting in a require audio file of length 0.5 seconds to output a frequency resolution of 2.0 Hz.
- Formula (1) of section 4.3 of the Standard was used to merge the 0.5-second-long spectra together such that an averaging time of 3.0 seconds was achieved, resulting in twenty 3-second merged spectra per 1-minute interval.
- These twenty spectra were then separately analyzed for tones per the Standard.
- Formula (20) in section 5.3.9 of the Standard was used to calculate the mean tonal audibility associated with each minute of data. This audibility was then reported for each minute.

- The results of the individual 1-minute intervals are reported, alongside an average for each wind speed bin. To complete the log-averaging a value must be substituted in for those minutes where a tone is not found at all and the results table shows an 'N/A'. For these cases, a value of -10 dB is used, per Section 5.3.9 of ISO/PAS 20065:2016.

- As per ISO 1996-2:2017, no tonal penalty was to be applied to the measured levels if tonal audibility values were below 0 dB.

A summary of the results is presented in Appendix F, along with a list of data points, by timestamp, which were used in the analysis. No tonal audibility values of concern were found for any of the wind bins; hence no tonality adjustments were applied to the results.

7. ASSESSMENT OF COMPLIANCE

The facility is required to meet the sound level limits identified in the REA. For an audit scenario, the Protocol requires a minimum of 120 operational and 60 ambient one-minute filtered intervals between 4 to 7 m/s integer wind speeds, inclusively. A facility is deemed to be in compliance if the resulting turbine sound levels do not exceed the sound level limit at each integer wind speed. The required filtered data intervals were achieved at Monitors B and C during the fall program alone. As of the program end date, the required number of filtered measurement intervals during the fall program was not obtained for the 7 m/s wind bin for Monitor A, D and E for the turbine parked condition.

For Monitors A, D and E, 63%, 85% and 58% respectively of the required parked data was collected at 7 m/s during the fall program. The required number of filtered measurement intervals is obtained when the spring and fall data for these monitors are combined.

For all five monitors, the wind farm is in compliance with the sound level limits identified in the REA when the spring and fall data is combined and assessed. Obtaining the missing data points for the parked condition at the higher wind speeds is not expected to alter any statement of compliance given that the sound power levels from these turbines are constant with wind speed (per the Noise Assessment Report), and the applicable sound level limit increases with higher wind speeds (e.g., 43 dBA at 7 m/s). No tonal audibility adjustment was found to apply to any of the monitors assessed. Hence, the facility is expected to be compliant at all wind speeds at all points of reception.

TABLES

Table 1 - Valid Total 1-mintue Sound Data - Monitor A
Jericho Wind Farm Fall Audit, 1501440

Day and Time of Measurement [1]	Average Wind Speed (1 Minute Average)	Measured Leq (dBA)
09/19/2015 10:00:00 PM	4.4	41.0
09/19/2015 10:01:00 PM	4.1	41.6
09/19/2015 10:02:00 PM	3.7	40.4
09/19/2015 10:03:00 PM	4.4	41.5
09/19/2015 10:04:00 PM	3.9	40.0
09/19/2015 10:05:00 PM	4.4	41.7
09/19/2015 10:06:00 PM	5.0	43.4
09/19/2015 10:07:00 PM	4.7	41.5
09/19/2015 10:08:00 PM	5.1	44.5
09/19/2015 10:09:00 PM	4.9	42.5
09/19/2015 10:10:00 PM	5.3	43.2
09/19/2015 10:11:00 PM	4.1	40.1
09/19/2015 10:19:00 PM	3.6	38.9
09/19/2015 10:25:00 PM	4.3	37.8
09/19/2015 10:26:00 PM	3.7	36.9
09/19/2015 10:27:00 PM	3.7	36.6
09/19/2015 10:28:00 PM	3.8	37.0
09/19/2015 10:29:00 PM	4.0	39.2
09/19/2015 10:33:00 PM	3.9	36.7
09/19/2015 10:35:00 PM	3.5	36.2
09/19/2015 10:37:00 PM	3.6	36.5
09/19/2015 10:53:00 PM	3.5	35.3
09/20/2015 12:21:00 AM	3.8	39.8
09/20/2015 12:22:00 AM	4.6	40.5
09/20/2015 12:29:00 AM	3.6	36.3
09/20/2015 12:31:00 AM	3.9	37.6
09/20/2015 12:32:00 AM	3.5	37.6
09/20/2015 12:36:00 AM	3.6	36.6
09/20/2015 12:43:00 AM	3.7	37.6
09/20/2015 12:46:00 AM	3.7	37.3
09/20/2015 12:48:00 AM	4.0	39.6
09/20/2015 12:49:00 AM	4.0	37.7
09/20/2015 12:50:00 AM	3.9	36.9
09/20/2015 12:51:00 AM	3.6	36.6
09/20/2015 12:53:00 AM	3.8	38.3
09/20/2015 12:54:00 AM	3.9	37.6
09/20/2015 12:59:00 AM	4.0	37.6
09/20/2015 1:00:00 AM	3.8	36.5
09/20/2015 1:01:00 AM	3.7	36.6
09/20/2015 1:02:00 AM	3.5	36.4
09/20/2015 1:05:00 AM	3.7	38.0
09/20/2015 1:06:00 AM	4.0	39.1
09/20/2015 1:07:00 AM	4.6	40.7
09/20/2015 1:08:00 AM	3.8	38.3
09/20/2015 1:09:00 AM	4.4	40.0
09/20/2015 1:10:00 AM	3.8	38.4
09/20/2015 1:11:00 AM	3.8	38.6
09/20/2015 1:12:00 AM	4.8	40.9
09/20/2015 1:13:00 AM	3.5	36.6

09/20/2015 1:16:00 AM	3.6	36.7
09/20/2015 1:17:00 AM	3.7	36.5
09/20/2015 1:20:00 AM	3.7	37.5
09/20/2015 1:24:00 AM	4.0	37.7
09/20/2015 1:25:00 AM	3.9	38.3
09/20/2015 1:26:00 AM	4.4	38.4
09/20/2015 1:27:00 AM	3.9	38.9
09/20/2015 1:28:00 AM	4.7	41.7
09/20/2015 1:29:00 AM	5.2	42.2
09/20/2015 1:30:00 AM	4.1	37.8
09/20/2015 1:31:00 AM	3.9	37.4
09/20/2015 1:41:00 AM	3.7	37.1
09/20/2015 1:42:00 AM	3.5	37.3
09/20/2015 1:44:00 AM	3.7	37.3
09/20/2015 1:45:00 AM	3.5	37.4
09/20/2015 1:47:00 AM	4.3	39.0
09/20/2015 1:48:00 AM	4.0	37.2
09/20/2015 1:50:00 AM	4.1	41.1
09/20/2015 1:52:00 AM	4.0	38.5
09/20/2015 1:53:00 AM	3.6	38.6
09/20/2015 1:54:00 AM	3.6	37.5
09/20/2015 1:55:00 AM	3.9	38.1
09/20/2015 1:56:00 AM	4.0	37.8
09/20/2015 1:57:00 AM	4.0	38.5
09/20/2015 2:00:00 AM	4.4	39.1
09/20/2015 2:01:00 AM	4.0	36.8
09/20/2015 2:04:00 AM	3.8	37.5
09/20/2015 2:13:00 AM	3.8	36.9
09/20/2015 2:23:00 AM	3.8	36.1
09/20/2015 2:38:00 AM	3.8	38.0
09/20/2015 2:43:00 AM	3.6	36.9
09/20/2015 2:44:00 AM	3.9	37.4
09/20/2015 2:57:00 AM	3.8	37.2
09/20/2015 3:03:00 AM	3.5	35.8
09/20/2015 3:07:00 AM	3.6	35.4
09/20/2015 3:13:00 AM	3.6	35.5
09/29/2015 10:02:00 PM	3.5	39.5
09/29/2015 10:03:00 PM	3.6	39.4
09/29/2015 10:04:00 PM	3.8	41.7
09/29/2015 10:05:00 PM	4.3	40.4
09/29/2015 10:06:00 PM	3.6	39.0
09/29/2015 10:07:00 PM	3.7	40.7
09/29/2015 10:08:00 PM	4.3	40.3
09/29/2015 10:10:00 PM	3.8	53.7
09/29/2015 10:11:00 PM	4.7	42.4
09/29/2015 10:12:00 PM	3.7	40.2
09/29/2015 10:13:00 PM	3.9	41.2
09/29/2015 10:14:00 PM	4.1	41.0
09/29/2015 10:16:00 PM	4.1	43.2
09/29/2015 10:18:00 PM	4.3	43.9
09/29/2015 10:22:00 PM	3.8	39.4
09/29/2015 10:26:00 PM	3.6	40.2
09/29/2015 10:50:00 PM	3.5	38.3
09/29/2015 10:54:00 PM	4.4	41.7
09/29/2015 10:55:00 PM	3.7	39.6

09/29/2015 11:11:00 PM	3.6	39.6
09/29/2015 11:41:00 PM	4.2	41.1
09/29/2015 11:42:00 PM	3.9	39.7
09/29/2015 11:43:00 PM	4.2	40.4
09/29/2015 11:45:00 PM	3.9	39.8
09/29/2015 11:46:00 PM	3.8	39.8
09/29/2015 11:53:00 PM	4.0	40.6
09/29/2015 11:54:00 PM	3.8	40.3
09/29/2015 11:55:00 PM	3.5	40.1
09/29/2015 11:57:00 PM	4.2	41.7
09/30/2015 12:03:00 AM	3.9	41.2
09/30/2015 12:10:00 AM	3.9	39.3
09/30/2015 12:18:00 AM	3.5	39.3
09/30/2015 12:24:00 AM	3.7	40.7
09/30/2015 12:25:00 AM	4.0	41.2
09/30/2015 12:29:00 AM	3.5	41.7
09/30/2015 12:33:00 AM	4.1	48.8
09/30/2015 12:35:00 AM	4.7	44.8
09/30/2015 12:42:00 AM	4.2	42.3
09/30/2015 12:50:00 AM	4.2	46.4
09/30/2015 12:51:00 AM	3.7	53.3
09/30/2015 12:52:00 AM	3.9	54.2
09/30/2015 12:55:00 AM	3.7	39.4
09/30/2015 12:56:00 AM	4.3	41.7
09/30/2015 12:58:00 AM	3.6	40.2
09/30/2015 12:59:00 AM	3.6	39.2
09/30/2015 1:01:00 AM	3.8	39.8
09/30/2015 1:02:00 AM	3.7	40.8
09/30/2015 1:05:00 AM	4.8	42.9
09/30/2015 1:06:00 AM	4.3	46.0
09/30/2015 1:10:00 AM	3.7	39.4
09/30/2015 1:15:00 AM	3.7	39.2
09/30/2015 1:21:00 AM	3.7	38.0
09/30/2015 1:28:00 AM	5.0	43.3
09/30/2015 1:29:00 AM	4.2	40.4
09/30/2015 1:30:00 AM	4.3	42.0
09/30/2015 1:32:00 AM	4.3	44.4
09/30/2015 1:33:00 AM	4.4	39.8
09/30/2015 1:35:00 AM	4.2	41.1
09/30/2015 1:36:00 AM	4.3	45.0
09/30/2015 1:37:00 AM	4.1	40.8
09/30/2015 1:38:00 AM	4.7	42.3
09/30/2015 1:40:00 AM	3.9	41.8
09/30/2015 1:41:00 AM	4.2	42.3
09/30/2015 1:46:00 AM	4.0	39.3
09/30/2015 1:47:00 AM	4.2	38.9
09/30/2015 1:48:00 AM	4.4	44.0
09/30/2015 1:49:00 AM	4.7	43.3
09/30/2015 1:50:00 AM	4.7	43.7
09/30/2015 1:52:00 AM	3.8	41.8
09/30/2015 1:53:00 AM	4.3	42.3
09/30/2015 1:55:00 AM	3.8	39.4
09/30/2015 1:56:00 AM	3.6	38.5
09/30/2015 2:00:00 AM	4.2	40.0
09/30/2015 2:01:00 AM	4.7	43.4

09/30/2015 2:03:00 AM	4.5	42.0
09/30/2015 2:06:00 AM	4.1	44.2
09/30/2015 2:10:00 AM	3.5	38.5
09/30/2015 2:13:00 AM	4.4	42.8
09/30/2015 2:14:00 AM	3.6	39.6
09/30/2015 2:15:00 AM	3.7	40.4
09/30/2015 2:20:00 AM	4.0	39.7
09/30/2015 2:31:00 AM	3.6	38.7
09/30/2015 2:32:00 AM	3.7	37.7
09/30/2015 2:50:00 AM	3.7	37.8
09/30/2015 4:33:00 AM	3.5	40.1
09/30/2015 4:36:00 AM	3.8	39.1
10/03/2015 1:20:00 AM	3.6	45.3
10/03/2015 2:10:00 AM	3.6	48.5
10/03/2015 3:59:00 AM	3.6	44.2
10/05/2015 11:42:00 PM	3.7	33.7
10/05/2015 11:43:00 PM	3.5	34.4
10/05/2015 11:44:00 PM	4.0	34.9
10/05/2015 11:46:00 PM	3.8	34.2
10/05/2015 11:47:00 PM	3.7	33.6
10/05/2015 11:49:00 PM	3.7	33.6
10/05/2015 11:50:00 PM	3.6	32.8
10/05/2015 11:55:00 PM	3.5	41.0
10/05/2015 11:56:00 PM	3.7	34.6
10/09/2015 3:12:00 AM	3.5	36.6
10/09/2015 3:17:00 AM	3.7	37.8
10/09/2015 3:24:00 AM	3.8	38.2
10/09/2015 3:27:00 AM	3.9	38.1
10/09/2015 3:28:00 AM	3.8	39.5
10/09/2015 3:30:00 AM	4.3	40.1
10/09/2015 3:31:00 AM	3.5	36.6
10/09/2015 3:32:00 AM	3.8	36.9
10/09/2015 3:33:00 AM	3.7	37.9
10/09/2015 3:34:00 AM	4.0	38.5
10/09/2015 3:35:00 AM	3.8	36.9
10/09/2015 3:36:00 AM	3.9	38.6
10/09/2015 3:37:00 AM	3.9	37.7
10/09/2015 3:38:00 AM	3.6	36.2
10/09/2015 3:40:00 AM	3.5	37.5
10/09/2015 3:41:00 AM	3.7	37.5
10/09/2015 3:43:00 AM	4.0	38.2
10/09/2015 3:45:00 AM	3.8	38.1
10/09/2015 3:46:00 AM	4.2	40.3
10/09/2015 3:48:00 AM	3.5	36.7
10/09/2015 3:51:00 AM	3.5	36.1
10/09/2015 3:52:00 AM	3.8	38.5
10/09/2015 3:53:00 AM	3.8	38.0
10/09/2015 3:54:00 AM	3.9	38.3
10/09/2015 3:55:00 AM	3.9	38.6
10/09/2015 3:56:00 AM	4.2	39.0
10/09/2015 3:57:00 AM	4.9	44.0
10/09/2015 3:58:00 AM	5.3	44.4
10/09/2015 3:59:00 AM	4.3	41.2
10/09/2015 4:00:00 AM	4.7	42.5
10/09/2015 4:01:00 AM	4.4	40.2

10/09/2015 4:02:00 AM	4.7	42.9
10/09/2015 4:03:00 AM	4.2	40.0
10/09/2015 4:04:00 AM	4.7	43.0
10/09/2015 4:05:00 AM	4.3	40.0
10/09/2015 4:06:00 AM	4.7	44.2
10/09/2015 4:07:00 AM	5.6	46.2
10/09/2015 4:08:00 AM	5.2	46.3
10/09/2015 4:09:00 AM	4.8	43.3
10/09/2015 4:10:00 AM	4.8	44.1
10/09/2015 4:11:00 AM	5.3	46.1
10/09/2015 4:12:00 AM	4.5	42.6
10/09/2015 4:13:00 AM	5.1	46.4
10/09/2015 4:14:00 AM	5.4	46.5
10/09/2015 4:15:00 AM	5.3	46.9
10/09/2015 4:16:00 AM	4.7	42.3
10/09/2015 4:17:00 AM	4.2	40.6
10/09/2015 4:18:00 AM	4.1	41.4
10/09/2015 4:19:00 AM	4.6	43.1
10/09/2015 4:20:00 AM	4.6	42.2
10/09/2015 4:21:00 AM	5.0	45.3
10/09/2015 4:22:00 AM	5.3	47.5
10/09/2015 4:23:00 AM	4.9	43.7
10/09/2015 4:24:00 AM	4.7	45.6
10/09/2015 4:25:00 AM	5.6	49.8
10/09/2015 4:26:00 AM	4.9	43.5
10/09/2015 4:27:00 AM	4.9	43.8
10/09/2015 4:28:00 AM	5.0	44.8
10/09/2015 4:29:00 AM	5.0	46.7
10/09/2015 4:30:00 AM	6.0	50.6
10/09/2015 4:31:00 AM	5.6	46.4
10/09/2015 4:32:00 AM	4.9	45.2
10/09/2015 4:33:00 AM	5.1	47.5
10/09/2015 4:34:00 AM	5.3	48.6
10/09/2015 4:35:00 AM	5.0	45.2
10/09/2015 4:36:00 AM	5.2	48.4
10/09/2015 4:37:00 AM	5.2	46.7
10/09/2015 4:38:00 AM	5.3	47.1
10/09/2015 4:39:00 AM	5.2	45.1
10/09/2015 4:40:00 AM	4.9	44.3
10/09/2015 4:41:00 AM	4.9	43.8
10/09/2015 4:42:00 AM	4.4	41.0
10/09/2015 4:43:00 AM	4.6	45.3
10/09/2015 4:44:00 AM	5.6	49.0
10/09/2015 4:45:00 AM	4.7	43.5
10/09/2015 4:46:00 AM	4.7	44.6
10/09/2015 4:47:00 AM	5.1	45.7
10/09/2015 4:48:00 AM	5.3	46.4
10/09/2015 4:49:00 AM	4.8	44.3
10/09/2015 4:50:00 AM	5.2	44.9
10/09/2015 4:51:00 AM	4.9	45.7
10/09/2015 4:52:00 AM	5.2	54.2
10/09/2015 4:53:00 AM	5.0	47.6
10/09/2015 4:54:00 AM	5.5	46.9
10/09/2015 4:55:00 AM	5.0	46.1
10/09/2015 4:56:00 AM	5.0	43.7

10/09/2015 4:57:00 AM	4.6	43.0
10/09/2015 4:58:00 AM	4.2	40.8
10/09/2015 4:59:00 AM	4.6	44.4
10/13/2015 1:24:00 AM	3.5	38.0
10/13/2015 1:25:00 AM	3.8	40.2
10/13/2015 1:27:00 AM	3.9	38.7
10/13/2015 1:28:00 AM	3.9	38.3
10/13/2015 1:29:00 AM	4.3	42.5
10/13/2015 1:30:00 AM	4.3	39.6
10/13/2015 1:31:00 AM	3.9	38.1
10/13/2015 1:32:00 AM	4.1	39.9
10/13/2015 1:33:00 AM	4.0	40.8
10/13/2015 1:34:00 AM	4.2	39.5
10/13/2015 1:44:00 AM	3.7	37.2
10/13/2015 1:45:00 AM	4.2	38.0
10/13/2015 1:49:00 AM	3.6	36.8
10/13/2015 1:50:00 AM	3.9	37.9
10/13/2015 1:53:00 AM	3.9	37.7
10/13/2015 1:54:00 AM	3.8	37.0
10/13/2015 1:55:00 AM	3.9	37.2
10/13/2015 1:57:00 AM	3.9	38.5
10/13/2015 1:58:00 AM	4.0	38.5
10/13/2015 1:59:00 AM	4.1	39.6
10/13/2015 2:00:00 AM	4.9	42.0
10/13/2015 2:01:00 AM	5.1	42.5
10/13/2015 2:02:00 AM	5.0	41.0
10/13/2015 2:03:00 AM	4.2	38.0
10/13/2015 2:04:00 AM	4.9	42.3
10/13/2015 2:05:00 AM	4.8	40.2
10/13/2015 2:06:00 AM	4.4	38.5
10/13/2015 2:07:00 AM	4.5	38.6
10/13/2015 2:08:00 AM	4.4	37.3
10/13/2015 2:09:00 AM	4.1	36.1
10/13/2015 2:10:00 AM	4.1	37.7
10/13/2015 2:11:00 AM	4.2	37.9
10/13/2015 2:12:00 AM	4.9	39.3
10/13/2015 2:13:00 AM	4.6	41.2
10/13/2015 2:14:00 AM	5.2	42.6
10/13/2015 2:15:00 AM	5.9	46.5
10/13/2015 2:16:00 AM	5.0	40.0
10/13/2015 2:17:00 AM	4.2	36.9
10/13/2015 2:18:00 AM	4.2	37.4
10/13/2015 2:19:00 AM	4.5	39.3
10/13/2015 2:20:00 AM	4.4	38.1
10/13/2015 2:21:00 AM	4.3	37.6
10/13/2015 2:22:00 AM	4.2	37.1
10/13/2015 2:23:00 AM	4.3	37.6
10/13/2015 2:24:00 AM	4.9	41.9
10/13/2015 2:25:00 AM	5.0	41.5
10/13/2015 2:26:00 AM	4.5	38.4
10/13/2015 2:27:00 AM	4.5	37.7
10/13/2015 2:28:00 AM	4.6	38.8
10/13/2015 2:29:00 AM	4.4	39.7
10/13/2015 2:30:00 AM	4.7	41.5
10/13/2015 2:31:00 AM	5.8	46.4

10/13/2015 2:32:00 AM	5.8	45.1
10/13/2015 2:33:00 AM	5.4	43.3
10/13/2015 2:34:00 AM	6.3	48.7
10/13/2015 2:35:00 AM	5.6	47.2
10/13/2015 2:36:00 AM	5.6	46.1
10/13/2015 2:37:00 AM	5.1	42.6
10/13/2015 2:38:00 AM	4.7	40.1
10/13/2015 2:39:00 AM	4.1	38.6
10/13/2015 2:40:00 AM	4.5	53.0
10/13/2015 2:41:00 AM	4.3	39.0
10/13/2015 2:42:00 AM	4.3	38.1
10/13/2015 2:43:00 AM	4.2	37.1
10/13/2015 2:44:00 AM	4.2	37.0
10/13/2015 2:45:00 AM	4.7	40.6
10/13/2015 2:46:00 AM	4.9	40.2
10/13/2015 2:47:00 AM	4.2	37.9
10/13/2015 2:48:00 AM	4.5	38.2
10/13/2015 2:49:00 AM	4.5	37.6
10/13/2015 2:50:00 AM	4.0	37.2
10/13/2015 2:51:00 AM	4.1	37.4
10/13/2015 2:52:00 AM	4.3	39.2
10/13/2015 2:53:00 AM	4.8	41.8
10/13/2015 2:54:00 AM	4.3	38.8
10/13/2015 2:55:00 AM	4.3	39.1
10/13/2015 2:56:00 AM	4.6	40.3
10/13/2015 2:57:00 AM	4.7	40.0
10/13/2015 2:58:00 AM	4.8	41.3
10/13/2015 2:59:00 AM	4.3	40.5
10/13/2015 3:00:00 AM	5.1	44.4
10/13/2015 3:01:00 AM	5.1	45.9
10/13/2015 3:02:00 AM	5.9	46.8
10/13/2015 3:03:00 AM	4.8	43.6
10/13/2015 3:04:00 AM	5.9	48.7
10/13/2015 3:05:00 AM	5.9	47.8
10/13/2015 3:08:00 AM	7.2	52.0
10/13/2015 3:09:00 AM	6.1	47.8
10/13/2015 3:10:00 AM	4.9	43.6
10/13/2015 3:11:00 AM	5.7	45.9
10/13/2015 3:12:00 AM	6.1	48.9
10/13/2015 3:13:00 AM	6.0	48.9
10/13/2015 3:14:00 AM	5.5	45.0
10/13/2015 3:15:00 AM	5.2	43.2
10/13/2015 3:16:00 AM	5.2	45.5
10/13/2015 3:17:00 AM	6.0	49.7
10/13/2015 3:19:00 AM	6.4	52.2
10/13/2015 3:35:00 AM	6.8	53.9
10/13/2015 3:38:00 AM	6.8	52.8
10/13/2015 3:39:00 AM	7.0	53.8
10/13/2015 3:40:00 AM	5.8	50.5
10/13/2015 3:41:00 AM	5.9	48.6
10/13/2015 3:43:00 AM	6.4	52.0
10/13/2015 3:44:00 AM	6.6	50.4
10/13/2015 3:45:00 AM	5.6	47.6
10/13/2015 3:49:00 AM	5.8	49.2
10/13/2015 3:50:00 AM	6.2	50.2

10/13/2015 3:51:00 AM	6.2	49.6
10/13/2015 3:52:00 AM	5.5	46.4
10/13/2015 3:53:00 AM	6.3	51.7
10/13/2015 3:54:00 AM	5.9	47.3
10/13/2015 3:55:00 AM	4.9	43.6
10/13/2015 3:56:00 AM	5.4	45.5
10/13/2015 3:57:00 AM	6.8	51.9
10/13/2015 3:58:00 AM	6.1	50.4
10/13/2015 3:59:00 AM	6.6	51.4
10/13/2015 4:00:00 AM	5.7	47.6
10/13/2015 4:01:00 AM	6.0	48.2
10/13/2015 4:02:00 AM	5.2	45.5
10/13/2015 4:03:00 AM	5.2	45.5
10/13/2015 4:04:00 AM	5.7	48.0
10/13/2015 4:06:00 AM	7.2	52.8
10/13/2015 4:07:00 AM	5.9	48.9
10/13/2015 4:08:00 AM	6.1	50.4
10/13/2015 4:09:00 AM	7.0	51.5
10/13/2015 4:10:00 AM	6.3	51.2
10/13/2015 4:11:00 AM	6.4	51.3
10/13/2015 4:12:00 AM	6.9	51.4
10/13/2015 4:16:00 AM	7.1	53.0
10/13/2015 4:17:00 AM	6.3	50.0
10/13/2015 4:18:00 AM	6.5	50.4
10/13/2015 4:19:00 AM	5.9	47.1
10/13/2015 4:20:00 AM	5.8	48.3
10/13/2015 4:21:00 AM	6.5	51.8
10/13/2015 4:22:00 AM	7.1	52.1
10/13/2015 4:23:00 AM	6.1	48.8
10/13/2015 4:24:00 AM	6.2	48.9
10/13/2015 4:25:00 AM	5.4	46.2
10/13/2015 4:26:00 AM	4.9	42.7
10/13/2015 4:27:00 AM	5.0	45.5
10/13/2015 4:28:00 AM	5.9	48.2
10/13/2015 4:29:00 AM	4.9	43.1
10/13/2015 4:30:00 AM	5.5	45.5
10/13/2015 4:31:00 AM	6.3	50.1
10/13/2015 4:32:00 AM	5.7	46.6
10/13/2015 4:33:00 AM	5.0	45.0
10/13/2015 4:34:00 AM	6.1	48.7
10/13/2015 4:35:00 AM	5.9	47.4
10/13/2015 4:36:00 AM	6.0	48.3
10/13/2015 4:37:00 AM	6.4	48.8
10/13/2015 4:38:00 AM	6.3	50.2
10/13/2015 4:39:00 AM	6.0	47.4
10/13/2015 4:40:00 AM	5.2	44.5
10/13/2015 4:41:00 AM	6.0	47.2
10/13/2015 4:42:00 AM	5.2	43.6
10/13/2015 4:43:00 AM	4.0	39.9
10/13/2015 4:44:00 AM	5.3	44.1
10/13/2015 4:45:00 AM	4.9	42.8
10/13/2015 4:46:00 AM	5.6	45.2
10/13/2015 4:47:00 AM	5.2	43.3
10/13/2015 4:48:00 AM	5.4	42.7
10/13/2015 4:49:00 AM	4.9	40.5

10/13/2015 4:50:00 AM	3.9	36.2
10/13/2015 4:51:00 AM	4.0	38.3
10/13/2015 4:52:00 AM	4.9	43.2
10/13/2015 4:53:00 AM	4.4	40.2
10/13/2015 4:54:00 AM	5.1	43.5
10/13/2015 4:55:00 AM	5.8	46.1
10/13/2015 4:56:00 AM	4.8	41.0
10/13/2015 4:57:00 AM	4.4	40.6
10/13/2015 4:58:00 AM	4.5	40.1
10/13/2015 4:59:00 AM	4.9	42.9
10/13/2015 10:00:00 PM	6.9	52.9
10/13/2015 10:02:00 PM	7.2	52.3
10/13/2015 10:03:00 PM	6.0	49.0
10/13/2015 10:04:00 PM	6.4	51.8
10/13/2015 10:08:00 PM	6.8	51.4
10/13/2015 10:10:00 PM	6.8	51.7
10/13/2015 10:11:00 PM	5.4	48.3
10/13/2015 10:13:00 PM	6.7	52.5
10/13/2015 10:14:00 PM	6.5	50.3
10/13/2015 10:15:00 PM	6.3	49.8
10/13/2015 10:16:00 PM	5.5	49.4
10/13/2015 10:19:00 PM	6.9	51.1
10/13/2015 10:20:00 PM	6.9	52.9
10/13/2015 10:23:00 PM	6.6	50.5
10/13/2015 10:25:00 PM	6.8	51.0
10/13/2015 10:26:00 PM	6.9	52.3
10/13/2015 10:27:00 PM	6.5	50.8
10/13/2015 10:28:00 PM	5.8	46.8
10/13/2015 10:29:00 PM	5.6	46.5
10/13/2015 10:30:00 PM	6.6	53.7
10/13/2015 10:31:00 PM	7.4	53.1
10/13/2015 10:32:00 PM	7.0	51.7
10/13/2015 10:33:00 PM	6.7	51.2
10/13/2015 10:34:00 PM	6.5	53.0
10/13/2015 10:36:00 PM	6.0	47.8
10/13/2015 10:37:00 PM	5.6	45.4
10/13/2015 10:38:00 PM	5.1	46.0
10/13/2015 10:39:00 PM	5.8	49.4
10/13/2015 10:43:00 PM	5.9	48.9
10/13/2015 10:45:00 PM	6.5	52.0
10/13/2015 10:46:00 PM	6.1	47.3
10/13/2015 10:47:00 PM	5.5	46.9
10/13/2015 10:48:00 PM	5.5	47.3
10/13/2015 10:49:00 PM	5.7	46.0
10/13/2015 10:50:00 PM	5.4	46.0
10/13/2015 10:51:00 PM	6.2	49.9
10/13/2015 10:52:00 PM	6.2	51.2
10/13/2015 10:55:00 PM	7.0	52.0
10/13/2015 10:56:00 PM	5.8	48.1
10/13/2015 10:57:00 PM	6.3	50.2
10/13/2015 10:58:00 PM	6.2	49.1
10/13/2015 10:59:00 PM	6.2	49.9
10/13/2015 11:00:00 PM	5.7	49.1
10/13/2015 11:01:00 PM	5.8	50.0
10/13/2015 11:03:00 PM	6.2	49.7

10/13/2015 11:04:00 PM	6.8	51.3
10/13/2015 11:05:00 PM	5.7	48.0
10/13/2015 11:06:00 PM	5.0	44.7
10/13/2015 11:07:00 PM	5.6	49.0
10/13/2015 11:08:00 PM	6.4	50.8
10/13/2015 11:09:00 PM	6.6	52.5
10/13/2015 11:11:00 PM	6.9	51.6
10/13/2015 11:12:00 PM	5.4	47.7
10/13/2015 11:13:00 PM	6.8	53.8
10/13/2015 11:17:00 PM	6.6	52.4
10/13/2015 11:19:00 PM	6.7	52.6
10/13/2015 11:20:00 PM	6.9	50.7
10/13/2015 11:21:00 PM	6.6	54.1
10/13/2015 11:22:00 PM	7.0	53.0
10/13/2015 11:23:00 PM	5.5	48.5
10/13/2015 11:24:00 PM	6.9	51.7
10/13/2015 11:25:00 PM	5.8	47.2
10/13/2015 11:26:00 PM	5.7	45.7
10/14/2015 1:29:00 AM	3.7	38.1
10/14/2015 1:30:00 AM	4.7	44.1
10/14/2015 1:31:00 AM	5.6	45.6
10/14/2015 1:32:00 AM	5.2	46.9
10/14/2015 1:33:00 AM	6.0	46.8
10/14/2015 1:34:00 AM	5.3	43.3
10/14/2015 1:36:00 AM	6.5	49.0
10/14/2015 1:37:00 AM	6.1	50.3
10/14/2015 1:38:00 AM	6.5	49.0
10/14/2015 1:39:00 AM	5.9	50.5
10/14/2015 1:40:00 AM	6.6	49.3
10/14/2015 1:41:00 AM	6.8	53.5
10/14/2015 1:42:00 AM	5.8	46.2
10/14/2015 1:43:00 AM	5.5	46.7
10/14/2015 1:44:00 AM	5.5	46.3
10/14/2015 1:45:00 AM	4.9	45.2
10/14/2015 1:46:00 AM	5.3	46.6
10/14/2015 1:47:00 AM	5.9	48.7
10/14/2015 1:48:00 AM	5.6	48.2
10/14/2015 1:50:00 AM	6.4	49.6
10/14/2015 1:51:00 AM	5.9	46.9
10/14/2015 1:52:00 AM	5.8	47.5
10/14/2015 1:53:00 AM	4.9	44.5
10/14/2015 1:54:00 AM	5.7	46.5
10/14/2015 1:55:00 AM	5.2	43.8
10/14/2015 1:56:00 AM	5.4	45.0
10/14/2015 1:57:00 AM	4.8	43.7
10/14/2015 1:58:00 AM	4.3	43.7
10/14/2015 1:59:00 AM	6.0	45.2
10/14/2015 2:00:00 AM	5.0	42.5
10/14/2015 2:01:00 AM	5.0	42.1
10/14/2015 2:02:00 AM	4.9	44.2
10/14/2015 2:03:00 AM	5.7	46.0
10/14/2015 2:04:00 AM	5.7	46.3
10/14/2015 2:06:00 AM	6.1	49.0
10/14/2015 2:07:00 AM	5.1	43.7
10/14/2015 2:08:00 AM	5.6	47.4

10/14/2015 2:09:00 AM	5.2	42.4
10/14/2015 2:10:00 AM	5.1	44.7
10/14/2015 2:11:00 AM	6.5	50.4
10/14/2015 2:13:00 AM	6.8	53.1
10/14/2015 2:14:00 AM	7.0	52.2
10/14/2015 2:15:00 AM	6.3	49.0
10/14/2015 2:16:00 AM	5.5	47.0
10/14/2015 2:17:00 AM	5.5	47.1
10/14/2015 2:18:00 AM	5.5	47.2
10/14/2015 2:19:00 AM	5.5	46.9
10/14/2015 2:20:00 AM	5.8	46.7
10/14/2015 2:21:00 AM	5.8	49.7
10/14/2015 2:22:00 AM	6.0	47.7
10/14/2015 2:23:00 AM	5.4	46.0
10/14/2015 2:24:00 AM	5.2	47.3
10/14/2015 2:25:00 AM	6.4	48.7
10/14/2015 2:26:00 AM	5.7	47.6
10/14/2015 2:27:00 AM	6.5	50.4
10/14/2015 2:28:00 AM	5.8	45.7
10/14/2015 2:29:00 AM	4.8	41.3
10/14/2015 2:30:00 AM	4.9	40.2
10/14/2015 2:31:00 AM	4.9	42.5
10/14/2015 2:32:00 AM	4.8	40.5
10/14/2015 2:33:00 AM	5.4	44.6
10/14/2015 2:34:00 AM	5.5	46.8
10/14/2015 2:35:00 AM	6.1	48.5
10/14/2015 2:36:00 AM	5.5	43.8
10/14/2015 2:37:00 AM	5.1	44.2
10/14/2015 2:38:00 AM	5.0	43.9
10/14/2015 2:39:00 AM	4.4	39.3
10/14/2015 2:40:00 AM	4.3	40.7
10/14/2015 2:41:00 AM	5.2	47.6
10/14/2015 2:42:00 AM	4.9	43.8
10/14/2015 2:44:00 AM	6.2	49.0
10/14/2015 2:45:00 AM	5.8	47.5
10/14/2015 2:46:00 AM	5.4	43.6
10/14/2015 2:47:00 AM	4.9	41.9
10/14/2015 2:48:00 AM	5.0	42.6
10/14/2015 2:49:00 AM	4.8	43.6
10/14/2015 2:50:00 AM	5.3	44.7
10/14/2015 2:51:00 AM	6.1	49.6
10/14/2015 2:52:00 AM	5.7	45.5
10/14/2015 2:53:00 AM	6.2	52.4
10/14/2015 2:54:00 AM	6.9	51.2
10/14/2015 2:55:00 AM	6.2	49.0
10/14/2015 2:56:00 AM	6.7	51.9
10/14/2015 2:57:00 AM	6.5	49.4
10/14/2015 2:58:00 AM	4.7	43.4
10/14/2015 2:59:00 AM	4.7	44.4
10/14/2015 3:00:00 AM	5.3	49.4
10/14/2015 3:01:00 AM	5.5	45.3
10/14/2015 3:02:00 AM	5.8	47.6
10/14/2015 3:03:00 AM	5.7	51.4
10/14/2015 3:04:00 AM	6.7	50.1
10/14/2015 3:05:00 AM	6.7	52.3

10/14/2015 3:06:00 AM	7.0	51.7
10/14/2015 3:07:00 AM	6.9	50.5
10/14/2015 3:08:00 AM	5.9	49.4
10/14/2015 3:09:00 AM	7.2	53.7
10/14/2015 3:10:00 AM	7.2	51.7
10/14/2015 3:11:00 AM	6.6	51.1
10/14/2015 3:12:00 AM	6.4	49.7
10/14/2015 3:13:00 AM	5.6	46.8
10/14/2015 3:14:00 AM	6.3	48.5
10/14/2015 3:15:00 AM	4.6	43.2
10/14/2015 3:16:00 AM	4.7	41.1
10/14/2015 3:17:00 AM	5.4	46.7
10/14/2015 3:18:00 AM	4.7	41.3
10/14/2015 3:19:00 AM	4.5	42.4
10/14/2015 3:20:00 AM	5.5	45.0
10/14/2015 3:21:00 AM	4.4	40.8
10/14/2015 3:22:00 AM	4.5	41.1
10/14/2015 3:23:00 AM	4.7	41.0
10/14/2015 3:24:00 AM	4.1	38.6
10/14/2015 3:25:00 AM	5.4	44.8
10/14/2015 3:26:00 AM	5.4	44.3
10/14/2015 3:27:00 AM	5.2	45.8
10/14/2015 3:28:00 AM	4.6	43.0
10/14/2015 3:29:00 AM	4.8	43.9
10/14/2015 3:30:00 AM	5.6	46.6
10/14/2015 3:31:00 AM	5.0	42.8
10/14/2015 3:32:00 AM	4.3	41.7
10/14/2015 3:33:00 AM	5.0	43.5
10/14/2015 3:34:00 AM	4.6	43.2
10/14/2015 3:35:00 AM	4.7	42.5
10/14/2015 3:36:00 AM	4.6	41.0
10/14/2015 3:37:00 AM	5.1	42.5
10/14/2015 3:38:00 AM	4.8	41.5
10/14/2015 3:39:00 AM	4.8	46.5
10/14/2015 3:40:00 AM	6.1	47.2
10/14/2015 3:41:00 AM	6.3	49.6
10/14/2015 3:42:00 AM	5.5	46.8
10/14/2015 3:43:00 AM	5.1	43.5
10/14/2015 3:44:00 AM	4.3	39.4
10/14/2015 3:45:00 AM	5.0	44.6
10/14/2015 3:46:00 AM	5.0	41.9
10/14/2015 3:47:00 AM	5.9	47.8
10/14/2015 3:48:00 AM	4.6	42.2
10/14/2015 3:49:00 AM	4.6	40.8
10/14/2015 3:50:00 AM	4.5	39.9
10/14/2015 3:51:00 AM	4.4	39.1
10/14/2015 3:52:00 AM	4.5	40.6
10/14/2015 3:53:00 AM	5.5	46.1
10/14/2015 3:54:00 AM	5.0	43.0
10/14/2015 3:55:00 AM	4.5	42.6
10/14/2015 3:56:00 AM	5.4	44.7
10/14/2015 3:57:00 AM	5.2	44.1
10/14/2015 3:58:00 AM	4.9	46.0
10/14/2015 3:59:00 AM	5.9	46.3
10/14/2015 4:00:00 AM	5.5	47.0

10/14/2015 4:01:00 AM	5.9	46.5
10/14/2015 4:02:00 AM	6.1	47.9
10/14/2015 4:03:00 AM	5.6	47.7
10/14/2015 4:05:00 AM	4.9	49.1
10/14/2015 4:06:00 AM	5.0	44.0
10/14/2015 4:07:00 AM	5.6	45.1
10/14/2015 4:08:00 AM	5.4	47.6
10/14/2015 4:10:00 AM	7.1	53.2
10/14/2015 4:11:00 AM	5.7	45.8
10/14/2015 4:12:00 AM	5.7	50.7
10/14/2015 4:13:00 AM	6.7	49.6
10/14/2015 4:14:00 AM	6.0	49.4
10/14/2015 4:15:00 AM	6.6	50.9
10/14/2015 4:16:00 AM	6.6	50.6
10/14/2015 4:17:00 AM	6.3	51.9
10/14/2015 4:18:00 AM	6.9	53.0
10/14/2015 4:19:00 AM	5.4	46.5
10/14/2015 4:20:00 AM	5.5	48.1
10/14/2015 4:21:00 AM	6.6	50.4
10/14/2015 4:22:00 AM	7.2	53.2
10/14/2015 4:23:00 AM	6.7	52.2
10/14/2015 4:24:00 AM	6.9	52.3
10/14/2015 4:25:00 AM	6.1	49.2
10/14/2015 4:26:00 AM	5.3	45.3
10/14/2015 4:27:00 AM	4.5	43.3
10/14/2015 4:28:00 AM	4.7	46.2
10/14/2015 4:29:00 AM	6.5	51.0
10/14/2015 4:30:00 AM	6.3	49.0
10/14/2015 4:31:00 AM	6.1	47.8
10/14/2015 4:32:00 AM	5.6	46.1
10/14/2015 4:33:00 AM	5.1	44.0
10/14/2015 4:34:00 AM	5.3	45.4
10/14/2015 4:35:00 AM	5.3	44.0
10/14/2015 4:36:00 AM	5.6	46.7
10/14/2015 4:37:00 AM	5.7	48.6
10/14/2015 4:38:00 AM	5.8	48.2
10/14/2015 4:39:00 AM	5.5	45.9
10/14/2015 4:40:00 AM	5.0	42.9
10/14/2015 4:41:00 AM	4.9	43.6
10/14/2015 4:42:00 AM	5.3	46.8
10/14/2015 4:43:00 AM	5.7	46.8
10/14/2015 4:44:00 AM	5.4	47.0
10/14/2015 4:45:00 AM	5.8	47.1
10/14/2015 4:46:00 AM	5.7	45.1
10/14/2015 4:47:00 AM	5.5	46.3
10/14/2015 4:48:00 AM	6.3	49.5
10/14/2015 4:49:00 AM	5.7	44.8
10/14/2015 4:50:00 AM	4.8	41.3
10/14/2015 4:51:00 AM	5.5	45.3
10/14/2015 4:52:00 AM	5.8	47.9
10/14/2015 4:53:00 AM	4.8	43.6
10/14/2015 4:54:00 AM	5.6	47.1
10/14/2015 4:55:00 AM	4.7	43.3
10/14/2015 4:56:00 AM	4.6	42.5
10/14/2015 4:57:00 AM	5.1	44.9

10/14/2015 4:58:00 AM	5.1	43.5
10/14/2015 4:59:00 AM	4.4	39.8
10/15/2015 12:25:00 AM	3.7	38.8
10/15/2015 12:53:00 AM	3.6	39.1
10/15/2015 1:01:00 AM	3.5	38.9
10/15/2015 1:02:00 AM	3.5	39.9
10/15/2015 1:05:00 AM	3.5	39.6
10/15/2015 1:08:00 AM	3.9	40.9
10/15/2015 1:09:00 AM	3.6	39.5
10/15/2015 1:10:00 AM	3.6	39.2
10/15/2015 1:11:00 AM	3.7	40.1
10/15/2015 1:12:00 AM	3.6	39.6
10/15/2015 1:13:00 AM	4.0	39.9
10/15/2015 1:16:00 AM	3.7	43.7
10/15/2015 1:18:00 AM	3.9	39.4
10/15/2015 1:19:00 AM	4.0	41.0
10/15/2015 1:20:00 AM	4.3	40.8
10/15/2015 1:21:00 AM	3.5	39.0
10/15/2015 1:22:00 AM	3.8	39.7
10/15/2015 1:23:00 AM	4.3	40.8
10/15/2015 1:24:00 AM	3.9	39.4
10/15/2015 1:26:00 AM	3.9	39.2
10/15/2015 1:27:00 AM	3.6	38.7
10/15/2015 1:28:00 AM	3.8	38.3
10/15/2015 1:29:00 AM	3.7	38.1
10/15/2015 1:30:00 AM	3.7	38.3
10/15/2015 1:31:00 AM	3.5	38.5
10/15/2015 1:32:00 AM	3.6	38.5
10/15/2015 1:50:00 AM	3.8	38.4
10/15/2015 1:52:00 AM	3.7	39.5
10/15/2015 1:54:00 AM	3.9	39.4
10/15/2015 1:55:00 AM	3.6	37.0
10/15/2015 2:02:00 AM	3.7	42.9
10/15/2015 2:11:00 AM	3.5	37.3
10/15/2015 2:12:00 AM	3.6	37.5
10/15/2015 2:14:00 AM	3.6	37.9
10/15/2015 2:29:00 AM	3.5	39.2
10/15/2015 2:33:00 AM	3.6	37.9
10/15/2015 2:47:00 AM	3.6	39.3
10/15/2015 2:49:00 AM	3.6	37.9
10/15/2015 3:58:00 AM	3.5	40.6
10/15/2015 4:00:00 AM	3.7	41.5
10/15/2015 4:04:00 AM	3.6	40.1
10/15/2015 4:05:00 AM	3.8	41.6
10/15/2015 4:11:00 AM	3.5	41.7
10/15/2015 4:12:00 AM	3.5	40.9
10/15/2015 4:26:00 AM	3.5	41.7
10/15/2015 4:27:00 AM	3.5	42.2
10/15/2015 4:28:00 AM	4.1	43.7
10/15/2015 4:29:00 AM	3.6	40.7
10/15/2015 4:30:00 AM	3.8	42.5
10/15/2015 4:31:00 AM	3.6	41.5
10/15/2015 4:40:00 AM	3.6	42.3
10/15/2015 4:43:00 AM	3.8	42.8
10/15/2015 4:46:00 AM	3.9	44.4

10/15/2015 4:48:00 AM	3.5	42.6
10/15/2015 4:49:00 AM	3.6	42.1
10/15/2015 4:50:00 AM	4.3	44.0
10/15/2015 4:51:00 AM	4.3	46.9
10/15/2015 4:52:00 AM	4.1	43.4
10/15/2015 4:53:00 AM	4.5	46.2
10/15/2015 4:54:00 AM	5.4	47.8
10/15/2015 4:55:00 AM	4.1	43.1
10/15/2015 4:56:00 AM	3.9	43.7
10/15/2015 4:57:00 AM	3.9	43.1
10/15/2015 4:59:00 AM	4.3	44.2
10/15/2015 10:00:00 PM	6.5	51.9
10/15/2015 10:01:00 PM	6.9	52.8
10/15/2015 10:02:00 PM	6.7	52.0
10/15/2015 10:03:00 PM	6.0	46.7
10/15/2015 10:04:00 PM	5.9	47.8
10/15/2015 10:07:00 PM	5.5	45.7
10/15/2015 10:08:00 PM	6.2	49.0
10/15/2015 10:09:00 PM	5.4	45.7
10/15/2015 10:10:00 PM	3.9	39.7
10/15/2015 10:14:00 PM	3.9	37.3
10/15/2015 10:15:00 PM	4.1	38.6
10/15/2015 10:17:00 PM	3.6	38.5
10/15/2015 10:18:00 PM	5.0	44.5
10/15/2015 10:20:00 PM	4.3	38.7
10/15/2015 10:21:00 PM	4.2	38.5
10/15/2015 10:22:00 PM	3.7	35.8
10/15/2015 10:24:00 PM	3.9	36.2
10/15/2015 10:25:00 PM	3.5	34.0
10/15/2015 11:10:00 PM	3.9	36.0
10/15/2015 11:11:00 PM	3.7	34.3
10/15/2015 11:12:00 PM	3.7	34.9
10/15/2015 11:13:00 PM	3.9	35.6
10/15/2015 11:14:00 PM	3.6	36.0
10/15/2015 11:15:00 PM	4.1	37.0
10/15/2015 11:16:00 PM	4.7	40.6
10/15/2015 11:17:00 PM	5.0	42.7
10/15/2015 11:18:00 PM	4.2	39.6
10/15/2015 11:19:00 PM	4.1	43.5
10/15/2015 11:20:00 PM	5.0	44.0
10/15/2015 11:21:00 PM	4.7	43.0
10/15/2015 11:22:00 PM	5.4	46.2
10/15/2015 11:23:00 PM	4.7	41.6
10/15/2015 11:24:00 PM	4.5	39.5
10/15/2015 11:25:00 PM	4.2	39.5
10/15/2015 11:26:00 PM	3.9	36.9
10/15/2015 11:27:00 PM	3.8	37.9
10/15/2015 11:28:00 PM	3.8	53.9
10/15/2015 11:30:00 PM	3.6	36.3
10/15/2015 11:31:00 PM	3.9	37.3
10/15/2015 11:33:00 PM	3.7	37.2
10/15/2015 11:34:00 PM	4.0	38.3
10/15/2015 11:35:00 PM	4.3	38.1
10/15/2015 11:36:00 PM	3.8	37.2
10/15/2015 11:37:00 PM	4.2	38.7

10/15/2015 11:38:00 PM	3.9	37.8
10/15/2015 11:39:00 PM	3.6	37.5
10/15/2015 11:40:00 PM	3.8	36.8
10/15/2015 11:41:00 PM	4.1	37.7
10/15/2015 11:42:00 PM	4.0	39.5
10/15/2015 11:43:00 PM	4.8	45.3
10/15/2015 11:44:00 PM	4.4	40.8
10/15/2015 11:45:00 PM	3.9	38.1
10/15/2015 11:46:00 PM	4.3	37.3
10/15/2015 11:47:00 PM	4.2	38.5
10/15/2015 11:48:00 PM	5.1	46.1
10/15/2015 11:49:00 PM	4.7	41.7
10/15/2015 11:50:00 PM	4.2	39.1
10/15/2015 11:51:00 PM	4.4	41.7
10/15/2015 11:52:00 PM	5.5	44.8
10/15/2015 11:53:00 PM	4.5	41.5
10/15/2015 11:54:00 PM	5.0	54.5
10/15/2015 11:55:00 PM	5.7	47.4
10/15/2015 11:56:00 PM	4.8	42.9
10/15/2015 11:57:00 PM	5.3	45.7
10/15/2015 11:58:00 PM	4.5	40.2
10/15/2015 11:59:00 PM	5.6	46.4
10/16/2015 12:00:00 AM	5.2	43.6
10/16/2015 12:01:00 AM	5.2	44.2
10/16/2015 12:02:00 AM	5.4	46.3
10/16/2015 12:03:00 AM	4.5	42.7
10/16/2015 12:04:00 AM	5.2	43.7
10/16/2015 12:05:00 AM	4.2	39.8
10/16/2015 12:06:00 AM	4.0	40.9
10/16/2015 12:07:00 AM	4.6	42.3
10/16/2015 12:08:00 AM	5.7	47.0
10/16/2015 12:09:00 AM	5.3	45.1
10/16/2015 12:10:00 AM	4.8	41.5
10/16/2015 12:11:00 AM	4.7	41.7
10/16/2015 12:12:00 AM	4.2	40.6
10/16/2015 12:13:00 AM	3.9	38.3
10/16/2015 12:14:00 AM	4.1	37.9
10/16/2015 12:15:00 AM	4.0	38.6
10/16/2015 12:16:00 AM	4.3	39.3
10/16/2015 12:17:00 AM	4.5	40.9
10/16/2015 12:18:00 AM	4.4	42.9
10/16/2015 12:19:00 AM	5.8	47.0
10/16/2015 12:20:00 AM	5.4	45.1
10/16/2015 12:21:00 AM	5.6	46.4
10/16/2015 12:22:00 AM	4.8	41.7
10/16/2015 12:23:00 AM	5.5	46.8
10/16/2015 12:24:00 AM	6.5	50.6
10/16/2015 12:26:00 AM	6.5	49.5
10/16/2015 12:27:00 AM	5.2	43.2
10/16/2015 12:28:00 AM	4.8	42.8
10/16/2015 12:29:00 AM	4.6	43.3
10/16/2015 12:30:00 AM	6.0	49.8
10/16/2015 12:32:00 AM	5.8	48.5
10/16/2015 12:33:00 AM	5.7	46.3
10/16/2015 12:34:00 AM	4.7	41.2

10/16/2015 12:35:00 AM	4.5	41.2
10/16/2015 12:36:00 AM	5.5	46.2
10/16/2015 12:37:00 AM	4.7	42.7
10/16/2015 12:38:00 AM	4.6	42.2
10/16/2015 12:39:00 AM	5.8	48.5
10/16/2015 12:40:00 AM	6.4	49.6
10/16/2015 12:41:00 AM	4.6	42.5
10/16/2015 12:42:00 AM	4.9	42.8
10/16/2015 12:43:00 AM	5.5	48.0
10/16/2015 12:44:00 AM	5.4	44.4
10/16/2015 12:45:00 AM	5.2	44.0
10/16/2015 12:46:00 AM	5.9	47.2
10/16/2015 12:47:00 AM	4.7	42.0
10/16/2015 12:48:00 AM	5.5	45.3
10/16/2015 12:49:00 AM	5.5	48.0
10/16/2015 12:50:00 AM	6.2	48.9
10/16/2015 12:51:00 AM	5.4	46.0
10/16/2015 12:52:00 AM	5.0	44.4
10/16/2015 12:53:00 AM	5.6	48.0
10/16/2015 12:54:00 AM	5.7	48.5
10/16/2015 12:55:00 AM	5.2	44.6
10/16/2015 12:56:00 AM	5.7	47.9
10/16/2015 12:57:00 AM	5.5	46.5
10/16/2015 12:58:00 AM	5.1	42.7
10/16/2015 12:59:00 AM	4.8	43.5
10/16/2015 1:00:00 AM	5.6	45.4
10/16/2015 1:01:00 AM	5.0	43.5
10/16/2015 1:02:00 AM	5.1	43.1
10/16/2015 1:03:00 AM	4.8	45.2
10/16/2015 1:04:00 AM	6.0	48.1
10/16/2015 1:05:00 AM	5.5	45.9
10/16/2015 1:06:00 AM	4.8	44.4
10/16/2015 1:07:00 AM	5.0	44.6
10/16/2015 1:08:00 AM	5.4	46.3
10/16/2015 1:09:00 AM	4.8	42.7
10/16/2015 1:10:00 AM	5.4	48.1
10/16/2015 1:11:00 AM	4.4	43.6
10/16/2015 1:12:00 AM	5.1	44.6
10/16/2015 1:13:00 AM	5.1	44.3
10/16/2015 1:14:00 AM	4.9	42.7
10/16/2015 1:15:00 AM	4.9	44.9
10/16/2015 1:16:00 AM	5.9	47.6
10/16/2015 1:17:00 AM	5.8	48.0
10/16/2015 1:18:00 AM	5.5	46.4
10/16/2015 1:19:00 AM	5.8	46.6
10/16/2015 1:20:00 AM	5.0	44.6
10/16/2015 1:21:00 AM	5.1	43.2
10/16/2015 1:22:00 AM	4.9	43.8
10/16/2015 1:23:00 AM	5.3	44.6
10/16/2015 1:24:00 AM	5.0	43.3
10/16/2015 1:25:00 AM	5.0	42.8
10/16/2015 1:26:00 AM	5.5	47.1
10/16/2015 1:27:00 AM	5.0	44.5
10/16/2015 1:28:00 AM	5.2	47.2
10/16/2015 1:29:00 AM	6.9	51.7

10/16/2015 1:30:00 AM	6.6	52.3
10/16/2015 1:31:00 AM	5.7	47.1
10/16/2015 1:32:00 AM	5.5	48.3
10/16/2015 1:33:00 AM	6.2	49.3
10/16/2015 1:34:00 AM	4.8	42.3
10/16/2015 1:35:00 AM	4.9	43.6
10/16/2015 1:36:00 AM	5.7	50.9
10/16/2015 1:37:00 AM	5.8	48.6
10/16/2015 1:39:00 AM	6.1	49.0
10/16/2015 1:40:00 AM	6.3	52.0
10/16/2015 1:41:00 AM	6.3	49.8
10/16/2015 1:42:00 AM	5.4	48.2
10/16/2015 1:43:00 AM	5.2	44.5
10/16/2015 1:44:00 AM	5.5	47.9
10/16/2015 1:45:00 AM	5.3	47.6
10/16/2015 1:46:00 AM	6.3	50.8
10/16/2015 1:47:00 AM	6.4	50.4
10/16/2015 1:48:00 AM	6.1	49.2
10/16/2015 1:49:00 AM	5.1	44.6
10/16/2015 1:50:00 AM	4.6	46.8
10/16/2015 1:52:00 AM	6.0	49.9
10/16/2015 1:53:00 AM	6.0	50.1
10/16/2015 1:54:00 AM	5.6	47.2
10/16/2015 1:57:00 AM	6.0	49.3
10/16/2015 1:58:00 AM	6.9	51.7
10/16/2015 1:59:00 AM	6.4	51.5
10/16/2015 2:00:00 AM	6.8	52.5
10/16/2015 2:01:00 AM	5.0	44.5
10/16/2015 2:02:00 AM	6.2	51.4
10/16/2015 2:03:00 AM	6.4	49.0
10/16/2015 2:04:00 AM	5.4	44.5
10/16/2015 2:05:00 AM	5.2	45.2
10/16/2015 2:06:00 AM	4.9	44.3
10/16/2015 2:07:00 AM	5.0	43.6
10/16/2015 2:08:00 AM	5.5	47.2
10/16/2015 2:09:00 AM	5.3	45.0
10/16/2015 2:10:00 AM	5.0	41.9
10/16/2015 2:11:00 AM	4.5	41.3
10/16/2015 2:12:00 AM	4.7	41.0
10/16/2015 2:13:00 AM	3.9	39.0
10/16/2015 2:14:00 AM	4.6	41.6
10/16/2015 2:15:00 AM	4.6	41.0
10/16/2015 2:16:00 AM	5.2	44.0
10/16/2015 2:17:00 AM	5.2	47.0
10/16/2015 2:18:00 AM	4.8	43.9
10/16/2015 2:19:00 AM	4.1	44.2
10/16/2015 2:20:00 AM	5.7	45.7
10/16/2015 2:21:00 AM	5.3	44.9
10/16/2015 2:22:00 AM	4.6	42.2
10/16/2015 2:23:00 AM	6.2	49.7
10/16/2015 2:24:00 AM	5.3	42.9
10/16/2015 2:25:00 AM	5.9	48.8
10/16/2015 2:26:00 AM	4.9	43.2
10/16/2015 2:27:00 AM	4.7	44.4
10/16/2015 2:28:00 AM	6.0	49.9

10/16/2015 2:29:00 AM	6.5	50.6
10/16/2015 2:30:00 AM	5.0	43.5
10/16/2015 2:31:00 AM	5.1	43.2
10/16/2015 2:32:00 AM	5.5	47.4
10/16/2015 2:33:00 AM	5.6	48.1
10/16/2015 2:34:00 AM	4.5	41.6
10/16/2015 2:35:00 AM	6.2	51.7
10/16/2015 2:36:00 AM	6.0	47.9
10/16/2015 2:37:00 AM	5.2	46.4
10/16/2015 2:38:00 AM	6.5	51.6
10/16/2015 2:39:00 AM	6.4	50.2
10/16/2015 2:40:00 AM	7.4	53.7
10/16/2015 2:42:00 AM	6.4	50.8
10/16/2015 2:43:00 AM	5.6	45.8
10/16/2015 2:44:00 AM	5.2	45.0
10/16/2015 2:45:00 AM	5.1	43.3
10/16/2015 2:46:00 AM	5.9	47.7
10/16/2015 2:47:00 AM	5.5	46.8
10/16/2015 2:48:00 AM	6.1	49.0
10/16/2015 2:49:00 AM	5.2	44.9
10/16/2015 2:50:00 AM	4.9	45.5
10/16/2015 2:51:00 AM	6.3	52.1
10/16/2015 2:53:00 AM	4.9	43.0
10/16/2015 2:54:00 AM	4.8	43.3
10/16/2015 2:55:00 AM	5.4	44.2
10/16/2015 2:56:00 AM	5.0	44.8
10/16/2015 2:57:00 AM	5.5	46.6
10/16/2015 2:58:00 AM	5.8	47.5
10/16/2015 2:59:00 AM	5.7	47.8
10/16/2015 3:00:00 AM	5.5	47.1
10/16/2015 3:01:00 AM	5.6	47.7
10/16/2015 3:02:00 AM	5.6	47.2
10/16/2015 3:03:00 AM	5.6	47.0
10/16/2015 3:04:00 AM	6.0	48.5
10/16/2015 3:05:00 AM	6.3	50.5
10/16/2015 3:06:00 AM	6.4	51.4
10/16/2015 3:07:00 AM	6.0	47.0
10/16/2015 3:08:00 AM	5.1	44.7
10/16/2015 3:09:00 AM	5.1	46.7
10/16/2015 3:10:00 AM	5.0	42.5
10/16/2015 3:11:00 AM	4.2	40.1
10/16/2015 3:12:00 AM	3.9	39.1
10/16/2015 3:13:00 AM	4.4	42.0
10/16/2015 3:14:00 AM	4.3	42.5
10/16/2015 3:15:00 AM	5.0	43.3
10/16/2015 3:16:00 AM	4.7	43.1
10/16/2015 3:17:00 AM	4.5	43.0
10/16/2015 3:18:00 AM	4.8	43.8
10/16/2015 3:19:00 AM	4.7	43.1
10/16/2015 3:20:00 AM	5.6	48.5
10/16/2015 3:21:00 AM	5.6	45.8
10/16/2015 3:22:00 AM	6.1	49.1
10/16/2015 3:23:00 AM	5.9	46.2
10/16/2015 3:24:00 AM	5.2	45.9
10/16/2015 3:25:00 AM	5.6	45.7

10/16/2015 3:26:00 AM	5.3	46.0
10/16/2015 3:27:00 AM	5.6	45.9
10/16/2015 3:28:00 AM	5.2	45.6
10/16/2015 3:29:00 AM	5.3	46.2
10/16/2015 3:30:00 AM	5.2	46.6
10/16/2015 3:31:00 AM	5.5	45.8
10/16/2015 3:32:00 AM	5.6	47.3
10/16/2015 3:33:00 AM	6.2	50.7
10/16/2015 3:34:00 AM	7.0	53.0
10/16/2015 3:35:00 AM	6.4	51.1
10/16/2015 3:37:00 AM	4.8	45.1
10/16/2015 3:38:00 AM	6.4	50.9
10/16/2015 3:39:00 AM	5.6	46.5
10/16/2015 3:40:00 AM	5.9	49.9
10/16/2015 3:41:00 AM	5.7	47.4
10/16/2015 3:42:00 AM	5.9	48.5
10/16/2015 3:43:00 AM	4.9	44.3
10/16/2015 3:44:00 AM	4.8	43.3
10/16/2015 3:45:00 AM	5.2	44.2
10/16/2015 3:46:00 AM	5.7	48.0
10/16/2015 3:47:00 AM	5.4	44.9
10/16/2015 3:48:00 AM	4.5	43.2
10/16/2015 3:49:00 AM	5.0	43.2
10/16/2015 3:50:00 AM	5.4	44.9
10/16/2015 3:51:00 AM	5.0	42.9
10/16/2015 3:52:00 AM	4.9	42.6
10/16/2015 3:53:00 AM	4.2	40.1
10/16/2015 3:54:00 AM	4.4	41.5
10/16/2015 3:55:00 AM	5.2	45.9
10/16/2015 3:56:00 AM	4.8	44.0
10/16/2015 3:57:00 AM	5.1	43.4
10/16/2015 3:58:00 AM	5.4	45.6
10/16/2015 3:59:00 AM	5.1	43.8
10/16/2015 4:00:00 AM	4.8	44.4
10/16/2015 4:01:00 AM	5.2	44.4
10/16/2015 4:02:00 AM	6.0	47.9
10/16/2015 4:03:00 AM	4.8	43.5
10/16/2015 4:04:00 AM	4.8	42.3
10/16/2015 4:05:00 AM	4.6	40.5
10/16/2015 4:06:00 AM	4.3	41.0
10/16/2015 4:07:00 AM	4.3	40.0
10/16/2015 4:08:00 AM	5.0	43.9
10/16/2015 4:09:00 AM	5.1	44.1
10/16/2015 4:10:00 AM	4.6	41.0
10/16/2015 4:11:00 AM	4.9	44.8
10/16/2015 4:12:00 AM	4.9	43.4
10/16/2015 4:13:00 AM	4.5	42.5
10/16/2015 4:14:00 AM	5.0	43.6
10/16/2015 4:15:00 AM	4.7	42.5
10/16/2015 4:16:00 AM	4.8	43.6
10/16/2015 4:17:00 AM	5.0	43.8
10/16/2015 4:18:00 AM	4.9	42.1
10/16/2015 4:19:00 AM	5.3	44.9
10/16/2015 4:20:00 AM	6.1	48.3
10/16/2015 4:21:00 AM	4.9	42.4

10/16/2015 4:22:00 AM	4.3	39.8
10/16/2015 4:23:00 AM	4.1	39.4
10/16/2015 4:24:00 AM	4.1	39.6
10/16/2015 4:25:00 AM	3.8	38.0
10/16/2015 4:26:00 AM	4.1	39.8
10/16/2015 4:27:00 AM	4.9	43.9
10/16/2015 4:28:00 AM	4.6	41.5
10/16/2015 4:29:00 AM	5.4	44.5
10/16/2015 4:30:00 AM	4.4	40.0
10/16/2015 4:31:00 AM	4.4	40.7
10/16/2015 4:32:00 AM	4.5	40.2
10/16/2015 4:33:00 AM	4.4	38.7
10/16/2015 4:34:00 AM	3.9	37.4
10/16/2015 4:35:00 AM	4.0	39.3
10/16/2015 4:36:00 AM	4.3	53.3
10/16/2015 4:37:00 AM	5.1	45.0
10/16/2015 4:38:00 AM	5.8	46.4
10/16/2015 4:39:00 AM	4.6	40.3
10/16/2015 4:40:00 AM	4.0	39.0
10/16/2015 4:41:00 AM	4.1	38.9
10/16/2015 4:42:00 AM	4.2	40.1
10/16/2015 4:43:00 AM	3.8	39.2
10/16/2015 4:44:00 AM	4.8	42.6
10/16/2015 4:45:00 AM	3.7	37.9
10/16/2015 4:46:00 AM	4.2	39.3
10/16/2015 4:47:00 AM	4.7	42.4
10/16/2015 4:48:00 AM	4.4	39.4
10/16/2015 4:49:00 AM	4.4	41.3
10/16/2015 4:50:00 AM	4.8	42.7
10/16/2015 4:51:00 AM	5.9	46.6
10/16/2015 4:52:00 AM	5.2	43.7
10/16/2015 4:53:00 AM	4.5	40.0
10/16/2015 4:54:00 AM	5.1	44.5
10/16/2015 4:55:00 AM	4.7	42.4
10/16/2015 4:56:00 AM	5.9	47.7
10/16/2015 4:57:00 AM	5.3	44.5
10/16/2015 4:58:00 AM	4.3	39.6
10/16/2015 4:59:00 AM	4.5	41.0
10/16/2015 10:37:00 PM	3.8	38.8
10/16/2015 10:40:00 PM	4.9	46.1
10/16/2015 10:41:00 PM	5.9	48.9
10/16/2015 10:42:00 PM	5.3	45.9
10/16/2015 10:43:00 PM	4.9	44.0
10/16/2015 10:44:00 PM	5.3	46.9
10/16/2015 10:45:00 PM	6.5	51.9
10/16/2015 10:46:00 PM	6.4	51.3
10/16/2015 10:47:00 PM	5.7	49.5
10/16/2015 10:49:00 PM	7.4	52.7
10/16/2015 10:50:00 PM	5.4	47.7
10/16/2015 10:51:00 PM	6.2	51.2
10/16/2015 10:52:00 PM	7.0	53.6
10/16/2015 10:53:00 PM	5.8	48.3
10/16/2015 10:54:00 PM	6.6	51.8
10/16/2015 10:55:00 PM	6.9	52.3
10/16/2015 10:56:00 PM	6.4	52.0

10/16/2015 10:57:00 PM	6.1	50.1
10/16/2015 10:58:00 PM	6.1	48.6
10/16/2015 10:59:00 PM	6.0	52.5
10/16/2015 11:02:00 PM	6.9	52.2
10/16/2015 11:03:00 PM	5.9	47.9
10/16/2015 11:04:00 PM	5.6	46.2
10/16/2015 11:05:00 PM	5.0	47.8
10/16/2015 11:06:00 PM	5.6	48.4
10/16/2015 11:07:00 PM	6.0	48.5
10/16/2015 11:08:00 PM	5.4	53.6
10/16/2015 11:16:00 PM	7.0	54.1
10/16/2015 11:21:00 PM	6.7	53.2
10/16/2015 11:28:00 PM	6.7	52.5
10/16/2015 11:30:00 PM	6.7	51.6
10/16/2015 11:31:00 PM	6.2	50.5
10/16/2015 11:32:00 PM	6.4	51.5
10/16/2015 11:33:00 PM	6.8	54.1
10/16/2015 11:35:00 PM	6.1	49.7
10/16/2015 11:36:00 PM	6.1	50.4
10/16/2015 11:38:00 PM	7.3	53.8
10/16/2015 11:50:00 PM	6.7	52.7
10/16/2015 11:54:00 PM	7.0	53.0
10/16/2015 11:56:00 PM	5.8	48.3
10/16/2015 11:59:00 PM	7.0	51.8
10/17/2015 12:01:00 AM	7.2	52.6
10/17/2015 12:02:00 AM	5.3	48.3
10/17/2015 12:03:00 AM	5.9	50.0
10/17/2015 12:04:00 AM	7.2	53.7
10/17/2015 12:05:00 AM	5.7	47.4
10/17/2015 12:08:00 AM	7.1	53.8
10/17/2015 12:09:00 AM	7.2	53.8
10/17/2015 12:10:00 AM	6.3	50.5
10/17/2015 12:11:00 AM	6.1	51.0
10/17/2015 12:12:00 AM	6.9	51.9
10/17/2015 12:14:00 AM	6.8	53.2
10/17/2015 12:15:00 AM	6.3	49.1
10/17/2015 12:16:00 AM	5.8	50.0
10/17/2015 12:17:00 AM	6.8	52.1
10/17/2015 12:18:00 AM	6.2	50.8
10/17/2015 12:19:00 AM	6.3	50.7
10/17/2015 12:21:00 AM	5.2	46.6
10/17/2015 12:22:00 AM	6.2	50.7
10/17/2015 12:23:00 AM	6.2	51.3
10/17/2015 12:24:00 AM	6.7	51.7
10/17/2015 12:25:00 AM	5.1	42.5
10/17/2015 12:26:00 AM	4.6	41.8
10/17/2015 12:27:00 AM	5.3	45.5
10/17/2015 12:28:00 AM	5.8	49.6
10/17/2015 12:29:00 AM	6.0	49.0
10/17/2015 12:33:00 AM	7.1	53.5
10/17/2015 12:34:00 AM	5.5	46.0
10/17/2015 12:35:00 AM	5.4	49.6
10/17/2015 12:36:00 AM	6.4	50.3
10/17/2015 12:37:00 AM	6.3	51.0
10/17/2015 12:38:00 AM	6.2	49.5

10/17/2015 12:39:00 AM	6.0	48.5
10/17/2015 12:40:00 AM	5.3	48.0
10/17/2015 12:41:00 AM	6.4	50.9
10/17/2015 12:42:00 AM	6.2	49.2
10/17/2015 12:43:00 AM	5.4	46.6
10/17/2015 12:44:00 AM	4.7	45.9
10/17/2015 12:45:00 AM	6.0	49.3
10/17/2015 12:46:00 AM	6.8	52.3
10/17/2015 12:47:00 AM	6.5	51.3
10/17/2015 12:48:00 AM	5.4	45.6
10/17/2015 12:49:00 AM	5.6	48.8
10/17/2015 12:50:00 AM	6.6	51.3
10/17/2015 12:51:00 AM	5.5	47.0
10/17/2015 12:52:00 AM	4.7	44.8
10/17/2015 12:53:00 AM	6.3	50.6
10/17/2015 12:54:00 AM	5.0	46.6
10/17/2015 12:55:00 AM	6.5	52.0
10/17/2015 12:56:00 AM	6.6	51.9
10/17/2015 12:59:00 AM	6.7	50.4
10/17/2015 1:00:00 AM	5.4	50.3
10/17/2015 1:01:00 AM	6.9	53.6
10/17/2015 1:05:00 AM	6.8	51.2
10/17/2015 1:06:00 AM	6.5	49.9
10/17/2015 1:07:00 AM	4.9	44.1
10/17/2015 1:08:00 AM	4.5	42.5
10/17/2015 1:09:00 AM	5.7	49.7
10/17/2015 1:10:00 AM	5.9	50.2
10/17/2015 1:11:00 AM	6.6	51.2
10/17/2015 1:12:00 AM	6.7	52.4
10/17/2015 1:13:00 AM	6.8	52.8
10/17/2015 1:14:00 AM	6.2	51.1
10/17/2015 1:16:00 AM	6.9	52.6
10/17/2015 1:19:00 AM	5.7	48.7
10/17/2015 1:20:00 AM	5.1	48.0
10/17/2015 1:21:00 AM	5.9	47.3
10/17/2015 1:23:00 AM	6.1	49.4
10/17/2015 1:24:00 AM	6.3	50.7
10/17/2015 1:25:00 AM	5.0	44.2
10/17/2015 1:26:00 AM	5.2	45.5
10/17/2015 1:27:00 AM	4.9	46.8
10/17/2015 1:28:00 AM	6.4	49.4
10/17/2015 1:29:00 AM	5.2	45.7
10/17/2015 1:31:00 AM	7.0	53.3
10/17/2015 1:32:00 AM	6.4	51.2
10/17/2015 1:33:00 AM	6.2	48.6
10/17/2015 1:34:00 AM	5.8	50.3
10/17/2015 1:35:00 AM	6.2	48.5
10/17/2015 1:36:00 AM	6.9	53.9
10/17/2015 1:37:00 AM	5.7	47.9
10/17/2015 1:38:00 AM	6.0	49.4
10/17/2015 1:39:00 AM	6.5	53.9
10/17/2015 1:40:00 AM	6.0	50.8
10/17/2015 1:41:00 AM	5.2	45.5
10/17/2015 1:42:00 AM	5.1	47.4
10/17/2015 1:43:00 AM	6.1	50.4

10/17/2015 1:44:00 AM	6.1	49.0
10/18/2015 1:50:00 AM	3.5	36.2
10/18/2015 1:53:00 AM	3.8	39.6
10/18/2015 1:55:00 AM	4.1	38.8
10/18/2015 3:58:00 AM	4.1	39.2
10/18/2015 3:59:00 AM	3.6	37.3
10/18/2015 4:00:00 AM	3.9	39.1
10/18/2015 4:01:00 AM	3.8	38.2
10/18/2015 4:02:00 AM	3.8	38.7
10/18/2015 4:03:00 AM	4.2	39.9
10/18/2015 4:04:00 AM	4.5	39.9
10/18/2015 4:05:00 AM	4.2	39.2
10/18/2015 4:06:00 AM	3.8	39.2
10/18/2015 4:07:00 AM	4.1	41.2
10/18/2015 4:08:00 AM	5.2	45.6
10/18/2015 4:09:00 AM	4.6	41.7
10/18/2015 4:10:00 AM	5.2	44.6
10/18/2015 4:11:00 AM	4.7	42.1
10/18/2015 4:12:00 AM	5.3	44.5
10/18/2015 4:13:00 AM	5.7	45.7
10/18/2015 4:14:00 AM	5.9	46.6
10/18/2015 4:15:00 AM	6.3	48.2
10/18/2015 4:16:00 AM	6.8	51.5
10/18/2015 4:17:00 AM	6.2	48.0
10/18/2015 4:18:00 AM	6.1	49.4
10/18/2015 4:19:00 AM	6.3	50.9
10/18/2015 4:20:00 AM	5.6	45.8
10/18/2015 4:21:00 AM	6.1	48.8
10/18/2015 4:22:00 AM	7.0	52.4
10/18/2015 4:23:00 AM	7.2	53.0
10/18/2015 4:24:00 AM	7.3	53.7
10/18/2015 4:25:00 AM	6.5	49.4
10/18/2015 4:28:00 AM	6.9	51.3
10/18/2015 4:29:00 AM	6.1	47.7
10/18/2015 4:30:00 AM	6.1	49.0
10/18/2015 4:31:00 AM	6.4	50.3
10/18/2015 4:32:00 AM	6.7	51.0
10/18/2015 4:33:00 AM	5.5	45.5
10/18/2015 4:34:00 AM	5.9	46.7
10/18/2015 4:35:00 AM	5.3	44.0
10/18/2015 4:36:00 AM	5.5	46.2
10/18/2015 4:37:00 AM	5.0	43.7
10/18/2015 4:38:00 AM	5.5	47.4
10/18/2015 4:39:00 AM	5.3	45.9
10/18/2015 4:40:00 AM	7.1	53.3
10/18/2015 4:41:00 AM	6.3	50.2
10/18/2015 4:43:00 AM	6.6	50.1
10/18/2015 4:44:00 AM	6.5	48.7
10/18/2015 4:45:00 AM	5.9	46.6
10/18/2015 4:46:00 AM	5.7	46.5
10/18/2015 4:47:00 AM	5.2	44.5
10/18/2015 4:48:00 AM	5.4	45.9
10/18/2015 4:49:00 AM	5.2	45.4
10/18/2015 4:50:00 AM	6.0	47.8
10/18/2015 4:51:00 AM	5.4	44.8

10/18/2015 4:52:00 AM	5.2	45.2
10/18/2015 4:53:00 AM	5.6	46.9
10/18/2015 4:54:00 AM	6.0	48.9
10/18/2015 4:56:00 AM	5.9	48.8
10/18/2015 4:58:00 AM	6.8	51.6
10/18/2015 4:59:00 AM	6.2	50.5
10/19/2015 12:13:00 AM	3.7	37.4
10/19/2015 12:15:00 AM	3.5	36.3
10/19/2015 1:38:00 AM	3.6	36.5
10/19/2015 1:39:00 AM	3.5	36.9
10/19/2015 1:40:00 AM	3.6	36.2
10/19/2015 1:41:00 AM	3.6	37.2
10/19/2015 1:42:00 AM	4.2	38.7
10/19/2015 1:43:00 AM	3.9	37.1
10/19/2015 1:44:00 AM	3.9	37.9
10/19/2015 1:45:00 AM	3.7	36.9
10/19/2015 1:46:00 AM	3.9	37.2
10/19/2015 1:47:00 AM	4.0	37.6
10/19/2015 1:48:00 AM	4.0	38.7
10/19/2015 1:49:00 AM	3.7	37.3
10/19/2015 1:50:00 AM	4.0	38.8
10/19/2015 1:51:00 AM	4.0	38.5
10/19/2015 1:52:00 AM	4.0	38.4
10/19/2015 1:53:00 AM	3.8	37.1
10/19/2015 1:54:00 AM	3.7	36.2
10/19/2015 1:55:00 AM	3.6	36.3
10/19/2015 1:56:00 AM	3.6	36.2
10/19/2015 4:50:00 AM	3.6	39.4
10/19/2015 4:52:00 AM	3.6	39.0
10/19/2015 4:53:00 AM	3.9	39.9
10/19/2015 4:54:00 AM	4.5	42.5
10/19/2015 4:55:00 AM	4.1	40.5
10/19/2015 4:56:00 AM	4.6	43.0
10/19/2015 4:57:00 AM	4.3	41.6
10/19/2015 4:58:00 AM	4.2	41.8
10/19/2015 4:59:00 AM	4.1	41.7
10/19/2015 10:09:00 PM	5.3	51.8
10/19/2015 10:21:00 PM	4.4	48.4
10/19/2015 10:22:00 PM	4.7	48.3
10/19/2015 10:23:00 PM	5.7	53.7
10/19/2015 10:27:00 PM	6.0	52.4
10/19/2015 10:30:00 PM	4.8	49.7
10/19/2015 10:34:00 PM	4.7	49.3
10/19/2015 10:35:00 PM	4.4	48.9
10/19/2015 10:37:00 PM	4.7	48.6
10/19/2015 10:39:00 PM	4.9	47.6
10/19/2015 10:40:00 PM	4.8	47.2
10/19/2015 10:41:00 PM	5.0	49.7
10/19/2015 10:42:00 PM	5.3	49.9
10/19/2015 10:43:00 PM	4.2	46.4
10/19/2015 10:44:00 PM	4.6	46.2
10/19/2015 10:46:00 PM	6.1	52.0
10/19/2015 10:47:00 PM	4.8	48.5
10/19/2015 10:48:00 PM	5.2	46.3
10/19/2015 10:49:00 PM	5.5	50.3

10/19/2015 10:50:00 PM	5.4	49.7
10/19/2015 10:51:00 PM	4.9	48.4
10/19/2015 10:52:00 PM	5.5	49.5
10/19/2015 10:55:00 PM	5.2	47.8
10/19/2015 10:56:00 PM	4.9	48.4
10/19/2015 10:57:00 PM	4.7	45.6
10/19/2015 10:58:00 PM	4.3	44.7
10/19/2015 10:59:00 PM	4.3	46.3
10/19/2015 11:00:00 PM	4.8	46.2
10/19/2015 11:01:00 PM	4.5	46.4
10/19/2015 11:03:00 PM	3.6	42.8
10/19/2015 11:04:00 PM	4.0	44.8
10/19/2015 11:06:00 PM	4.1	43.9
10/19/2015 11:07:00 PM	4.0	43.9
10/19/2015 11:08:00 PM	4.2	45.6
10/19/2015 11:09:00 PM	3.6	45.8
10/19/2015 11:11:00 PM	4.6	44.9
10/19/2015 11:13:00 PM	5.1	51.8
10/19/2015 11:14:00 PM	4.4	46.9
10/19/2015 11:16:00 PM	5.4	49.5
10/19/2015 11:17:00 PM	4.5	47.1
10/19/2015 11:18:00 PM	4.7	47.8
10/19/2015 11:19:00 PM	4.2	44.3
10/19/2015 11:20:00 PM	3.6	42.3
10/19/2015 11:21:00 PM	4.9	46.6
10/19/2015 11:23:00 PM	4.5	45.8
10/19/2015 11:25:00 PM	4.6	46.8
10/19/2015 11:27:00 PM	4.3	47.3
10/19/2015 11:28:00 PM	5.2	49.6
10/19/2015 11:29:00 PM	4.7	47.7
10/19/2015 11:30:00 PM	3.8	44.3
10/19/2015 11:31:00 PM	4.1	45.9
10/19/2015 11:32:00 PM	4.8	47.6
10/19/2015 11:33:00 PM	4.1	42.7
10/19/2015 11:34:00 PM	4.6	47.6
10/19/2015 11:35:00 PM	4.4	45.7
10/19/2015 11:36:00 PM	5.6	49.5
10/19/2015 11:37:00 PM	3.6	42.7
10/19/2015 11:38:00 PM	4.5	46.6
10/19/2015 11:39:00 PM	4.7	46.6
10/19/2015 11:41:00 PM	3.6	44.8
10/19/2015 11:42:00 PM	5.3	47.6
10/19/2015 11:43:00 PM	3.7	43.1
10/19/2015 11:46:00 PM	4.0	42.9
10/19/2015 11:48:00 PM	4.8	45.7
10/19/2015 11:49:00 PM	4.8	47.6
10/19/2015 11:50:00 PM	4.0	43.5
10/19/2015 11:51:00 PM	3.7	42.0
10/19/2015 11:52:00 PM	3.6	42.0
10/19/2015 11:53:00 PM	3.6	42.6
10/19/2015 11:54:00 PM	4.5	43.9
10/19/2015 11:55:00 PM	4.0	42.9
10/19/2015 11:56:00 PM	4.0	42.6
10/19/2015 11:58:00 PM	3.5	41.6
10/20/2015 12:01:00 AM	4.4	45.3

10/20/2015 12:02:00 AM	4.0	43.8
10/20/2015 12:03:00 AM	4.3	45.0
10/20/2015 12:05:00 AM	3.9	43.7
10/20/2015 12:06:00 AM	4.5	44.5
10/20/2015 12:07:00 AM	4.5	43.7
10/20/2015 12:08:00 AM	4.1	42.8
10/20/2015 12:10:00 AM	3.6	41.3
10/20/2015 12:11:00 AM	3.5	41.8
10/20/2015 12:16:00 AM	4.0	44.2
10/20/2015 12:18:00 AM	3.5	42.1
10/20/2015 12:19:00 AM	3.8	41.9
10/20/2015 12:21:00 AM	3.6	40.8
10/20/2015 12:27:00 AM	3.8	43.1
10/20/2015 12:29:00 AM	3.9	42.0
10/20/2015 12:30:00 AM	4.4	43.8
10/20/2015 12:31:00 AM	3.6	41.8
10/20/2015 12:35:00 AM	4.1	41.8
10/20/2015 12:37:00 AM	3.9	43.6
10/20/2015 12:38:00 AM	3.6	42.5
10/20/2015 12:41:00 AM	3.7	42.1
10/20/2015 12:42:00 AM	4.5	46.9
10/20/2015 12:43:00 AM	3.5	41.3
10/20/2015 12:45:00 AM	3.7	41.1
10/20/2015 12:49:00 AM	3.8	41.9
10/20/2015 12:50:00 AM	3.5	41.1
10/20/2015 12:54:00 AM	4.1	42.3
10/20/2015 1:02:00 AM	3.8	44.3
10/20/2015 1:05:00 AM	3.5	41.7
10/20/2015 1:06:00 AM	3.5	42.1
10/20/2015 1:12:00 AM	3.6	41.1
10/20/2015 1:15:00 AM	3.5	40.9
10/20/2015 2:03:00 AM	3.5	37.0
10/20/2015 2:11:00 AM	3.6	38.2
10/20/2015 2:16:00 AM	3.6	40.4
10/20/2015 2:17:00 AM	3.7	39.8
10/20/2015 2:18:00 AM	3.9	40.5
10/20/2015 2:21:00 AM	3.7	40.6
10/20/2015 2:24:00 AM	4.1	41.5
10/20/2015 2:25:00 AM	4.1	42.0
10/20/2015 2:26:00 AM	3.8	40.1
10/20/2015 2:30:00 AM	3.9	40.9
10/20/2015 2:33:00 AM	4.1	43.3
10/20/2015 2:35:00 AM	4.0	43.3
10/20/2015 2:36:00 AM	4.6	42.0
10/20/2015 2:37:00 AM	4.4	43.0
10/20/2015 2:39:00 AM	4.4	42.4
10/20/2015 3:13:00 AM	3.6	43.0
10/20/2015 3:16:00 AM	3.8	40.9
10/20/2015 3:17:00 AM	3.7	40.8
10/20/2015 3:21:00 AM	3.7	41.3
10/20/2015 3:22:00 AM	3.6	40.8
10/20/2015 3:23:00 AM	3.9	43.0
10/20/2015 3:24:00 AM	4.1	42.0
10/20/2015 3:25:00 AM	3.7	40.6
10/20/2015 3:26:00 AM	4.0	41.7

10/20/2015 3:27:00 AM	3.5	40.9
10/20/2015 3:28:00 AM	3.6	41.3
10/20/2015 3:29:00 AM	4.1	42.8
10/20/2015 3:30:00 AM	4.0	41.6
10/20/2015 3:31:00 AM	4.4	43.6
10/20/2015 3:32:00 AM	4.0	42.1
10/20/2015 3:33:00 AM	3.8	43.4
10/20/2015 3:34:00 AM	3.9	42.2
10/20/2015 3:35:00 AM	3.5	41.0
10/20/2015 3:37:00 AM	3.9	42.4
10/20/2015 3:40:00 AM	4.1	42.7
10/20/2015 3:42:00 AM	3.7	41.6
10/20/2015 3:43:00 AM	3.5	41.1
10/20/2015 3:50:00 AM	3.6	41.7
10/20/2015 3:54:00 AM	4.0	42.2
10/20/2015 3:56:00 AM	3.8	42.9
10/20/2015 4:00:00 AM	3.8	42.0
10/20/2015 4:05:00 AM	3.6	41.3
10/20/2015 4:07:00 AM	3.5	41.8
10/20/2015 4:08:00 AM	3.5	41.8
10/20/2015 4:12:00 AM	3.7	41.0
10/20/2015 4:17:00 AM	4.1	41.6
10/20/2015 4:23:00 AM	3.7	40.8
10/20/2015 4:29:00 AM	3.6	42.3
10/20/2015 4:40:00 AM	3.5	42.5
10/20/2015 4:42:00 AM	3.9	42.3
10/20/2015 4:46:00 AM	4.1	45.7
10/20/2015 4:48:00 AM	3.6	42.3
10/20/2015 4:50:00 AM	3.7	42.7
10/20/2015 4:54:00 AM	4.2	44.3
10/20/2015 4:56:00 AM	3.8	43.4
10/20/2015 4:57:00 AM	3.9	42.6
10/21/2015 10:03:00 PM	6.0	53.0
10/21/2015 10:09:00 PM	6.8	54.1
10/21/2015 10:16:00 PM	6.3	53.0
10/21/2015 10:17:00 PM	6.1	52.8
10/21/2015 10:21:00 PM	5.6	51.7
10/21/2015 10:25:00 PM	4.9	50.0
10/21/2015 10:26:00 PM	5.4	51.3
10/21/2015 10:28:00 PM	5.1	51.1
10/21/2015 10:30:00 PM	5.7	52.2
10/21/2015 10:32:00 PM	4.8	50.5
10/21/2015 10:33:00 PM	5.4	51.4
10/21/2015 10:40:00 PM	5.9	51.5
10/21/2015 10:41:00 PM	6.1	52.3
10/21/2015 10:42:00 PM	5.0	50.9
10/21/2015 10:43:00 PM	5.3	51.6
10/21/2015 10:44:00 PM	4.8	49.0
10/21/2015 10:45:00 PM	4.4	48.2
10/21/2015 10:48:00 PM	5.5	50.8
10/21/2015 10:51:00 PM	5.7	51.4
10/21/2015 10:57:00 PM	5.8	51.3
10/21/2015 11:00:00 PM	5.6	52.8
10/21/2015 11:02:00 PM	5.3	52.2
10/21/2015 11:04:00 PM	4.7	48.8

10/21/2015 11:05:00 PM	4.5	49.2
10/21/2015 11:08:00 PM	5.9	53.0
10/21/2015 11:09:00 PM	4.9	51.7
10/21/2015 11:14:00 PM	4.8	50.4
10/21/2015 11:18:00 PM	5.2	51.5
10/21/2015 11:19:00 PM	5.4	51.4
10/21/2015 11:26:00 PM	5.1	50.8
10/21/2015 11:28:00 PM	5.4	53.6
10/21/2015 11:31:00 PM	5.5	52.8
10/21/2015 11:33:00 PM	4.4	50.4
10/21/2015 11:38:00 PM	5.4	52.0
10/21/2015 11:39:00 PM	5.4	50.9
10/21/2015 11:40:00 PM	5.2	50.4
10/21/2015 11:41:00 PM	5.1	49.1
10/21/2015 11:42:00 PM	5.2	50.1
10/21/2015 11:45:00 PM	4.9	48.8
10/21/2015 11:46:00 PM	4.0	48.8
10/21/2015 11:48:00 PM	5.4	52.8
10/21/2015 11:52:00 PM	4.9	50.0
10/21/2015 11:53:00 PM	4.9	49.1
10/21/2015 11:55:00 PM	6.6	53.5
10/21/2015 11:57:00 PM	5.9	51.7
10/21/2015 11:58:00 PM	4.4	49.3
10/21/2015 11:59:00 PM	5.1	50.1
10/22/2015 12:01:00 AM	5.0	48.5
10/22/2015 12:03:00 AM	6.2	53.6
10/22/2015 12:04:00 AM	5.5	51.8
10/22/2015 12:13:00 AM	4.9	49.3
10/22/2015 12:14:00 AM	5.1	49.7
10/22/2015 12:18:00 AM	5.1	50.0
10/22/2015 12:19:00 AM	4.8	48.7
10/22/2015 12:25:00 AM	5.2	50.3
10/22/2015 12:26:00 AM	4.3	47.8
10/22/2015 12:27:00 AM	5.0	50.3
10/22/2015 12:28:00 AM	4.2	46.5
10/22/2015 12:29:00 AM	4.4	45.8
10/22/2015 12:30:00 AM	4.3	46.4
10/22/2015 12:31:00 AM	4.7	48.1
10/22/2015 12:34:00 AM	4.7	47.2
10/22/2015 12:35:00 AM	5.6	50.5
10/22/2015 12:36:00 AM	5.3	50.4
10/22/2015 12:37:00 AM	4.7	46.8
10/22/2015 12:40:00 AM	4.7	48.0
10/22/2015 12:41:00 AM	4.3	47.0
10/22/2015 12:42:00 AM	4.7	49.1
10/22/2015 12:44:00 AM	4.6	47.1
10/22/2015 12:45:00 AM	3.9	43.9
10/22/2015 12:46:00 AM	4.7	47.9
10/22/2015 12:47:00 AM	4.7	47.6
10/22/2015 12:48:00 AM	4.8	47.8
10/22/2015 12:49:00 AM	5.5	48.3
10/22/2015 12:50:00 AM	4.7	46.8
10/22/2015 12:51:00 AM	4.0	45.2
10/22/2015 12:52:00 AM	3.9	44.1
10/22/2015 12:54:00 AM	4.1	46.5

10/22/2015 12:57:00 AM	4.0	44.7
10/22/2015 12:58:00 AM	5.2	49.1
10/22/2015 12:59:00 AM	4.0	43.8
10/22/2015 1:00:00 AM	3.9	43.8
10/22/2015 1:01:00 AM	3.7	44.2
10/22/2015 1:03:00 AM	4.5	46.0
10/22/2015 1:04:00 AM	4.4	47.2
10/22/2015 1:05:00 AM	4.6	47.0
10/22/2015 1:06:00 AM	5.1	48.5
10/22/2015 1:07:00 AM	4.5	47.8
10/22/2015 1:08:00 AM	4.1	46.5
10/22/2015 1:09:00 AM	4.5	47.8
10/22/2015 1:11:00 AM	4.7	51.2
10/22/2015 1:12:00 AM	6.2	52.4
10/22/2015 1:13:00 AM	3.8	44.5
10/22/2015 1:14:00 AM	4.4	48.6
10/22/2015 1:15:00 AM	4.9	46.7
10/22/2015 1:19:00 AM	5.5	49.4
10/22/2015 1:21:00 AM	4.2	46.9
10/22/2015 1:24:00 AM	4.7	46.8
10/22/2015 1:25:00 AM	4.2	46.9
10/22/2015 1:26:00 AM	4.0	47.1
10/22/2015 1:28:00 AM	4.1	44.5
10/22/2015 1:30:00 AM	4.5	45.0
10/22/2015 1:31:00 AM	4.6	46.4
10/22/2015 1:35:00 AM	5.1	47.7
10/22/2015 1:36:00 AM	3.9	43.7
10/22/2015 1:37:00 AM	3.6	43.5
10/22/2015 1:38:00 AM	3.5	44.5
10/22/2015 1:39:00 AM	4.0	45.6
10/22/2015 1:40:00 AM	5.4	49.6
10/22/2015 1:41:00 AM	4.5	47.1
10/22/2015 1:42:00 AM	4.2	44.3
10/22/2015 1:45:00 AM	3.6	43.8
10/22/2015 1:47:00 AM	4.1	44.7
10/22/2015 1:50:00 AM	4.1	46.2
10/22/2015 1:51:00 AM	3.6	43.0
10/22/2015 1:52:00 AM	3.8	43.4
10/22/2015 1:53:00 AM	3.6	42.8
10/22/2015 1:54:00 AM	4.1	45.1
10/22/2015 1:58:00 AM	3.9	43.8
10/22/2015 2:00:00 AM	3.5	41.6
10/22/2015 2:03:00 AM	4.3	43.4
10/22/2015 2:09:00 AM	3.7	42.3
10/22/2015 2:10:00 AM	4.4	43.6
10/22/2015 2:11:00 AM	3.6	40.7
10/22/2015 2:13:00 AM	4.2	43.5
10/22/2015 2:14:00 AM	4.1	42.0
10/22/2015 2:15:00 AM	4.0	44.1
10/22/2015 2:16:00 AM	4.5	42.4
10/22/2015 2:17:00 AM	4.7	43.3
10/22/2015 2:19:00 AM	4.1	41.6
10/22/2015 2:20:00 AM	4.6	42.8
10/22/2015 2:21:00 AM	4.3	43.3
10/22/2015 2:22:00 AM	4.6	43.9

10/22/2015 2:23:00 AM	3.8	41.7
10/22/2015 2:25:00 AM	3.7	40.9
10/22/2015 2:27:00 AM	4.0	43.7
10/22/2015 2:28:00 AM	3.9	41.9
10/22/2015 2:32:00 AM	3.5	43.0
10/22/2015 2:33:00 AM	3.6	41.8
10/22/2015 2:34:00 AM	3.9	42.0
10/22/2015 2:35:00 AM	3.7	41.7
10/22/2015 2:37:00 AM	3.6	42.3
10/22/2015 2:38:00 AM	3.8	42.1
10/22/2015 2:39:00 AM	4.4	44.4
10/22/2015 2:40:00 AM	4.5	43.6
10/22/2015 2:41:00 AM	4.3	44.2
10/22/2015 2:42:00 AM	4.0	42.9
10/22/2015 2:43:00 AM	4.3	43.2
10/22/2015 2:46:00 AM	3.8	42.9
10/22/2015 2:47:00 AM	3.7	42.1
10/22/2015 2:49:00 AM	4.2	45.4
10/22/2015 2:50:00 AM	3.8	42.6
10/22/2015 2:51:00 AM	4.4	42.8
10/22/2015 2:52:00 AM	3.9	42.9
10/22/2015 2:53:00 AM	5.0	44.0
10/22/2015 2:54:00 AM	4.6	45.0
10/22/2015 2:55:00 AM	3.9	41.7
10/22/2015 2:57:00 AM	4.2	42.7
10/22/2015 2:58:00 AM	4.6	44.7
10/22/2015 2:59:00 AM	4.5	44.6
10/22/2015 3:01:00 AM	4.6	45.5
10/22/2015 3:02:00 AM	4.8	45.5
10/22/2015 3:03:00 AM	3.7	41.8
10/22/2015 3:04:00 AM	4.4	42.8
10/22/2015 3:05:00 AM	3.8	43.6
10/22/2015 3:06:00 AM	4.0	42.2
10/22/2015 3:07:00 AM	4.4	42.6
10/22/2015 3:08:00 AM	4.5	44.9
10/22/2015 3:09:00 AM	4.6	42.8
10/22/2015 3:10:00 AM	4.3	41.5
10/22/2015 3:11:00 AM	4.4	40.8
10/22/2015 3:12:00 AM	3.9	40.0
10/22/2015 3:13:00 AM	3.7	40.3
10/22/2015 3:14:00 AM	4.1	41.1
10/22/2015 3:15:00 AM	3.9	40.4
10/22/2015 3:16:00 AM	4.1	41.1
10/22/2015 3:17:00 AM	3.8	40.6
10/22/2015 3:18:00 AM	3.7	40.1
10/22/2015 3:21:00 AM	3.7	39.1
10/22/2015 3:22:00 AM	3.8	39.8
10/22/2015 3:23:00 AM	3.8	39.5
10/22/2015 3:24:00 AM	4.0	39.7
10/22/2015 3:25:00 AM	4.1	39.9
10/22/2015 3:26:00 AM	4.0	39.9
10/22/2015 3:27:00 AM	4.4	42.1
10/22/2015 3:28:00 AM	4.7	41.5
10/22/2015 3:29:00 AM	4.1	40.1
10/22/2015 3:30:00 AM	3.9	40.0

10/22/2015 3:31:00 AM	4.1	40.2
10/22/2015 3:32:00 AM	4.3	40.8
10/22/2015 3:33:00 AM	3.8	40.0
10/22/2015 3:34:00 AM	4.9	43.6
10/22/2015 3:35:00 AM	4.3	41.2
10/22/2015 3:36:00 AM	4.7	43.8
10/22/2015 3:37:00 AM	4.4	42.5
10/22/2015 3:38:00 AM	4.5	41.3
10/22/2015 3:39:00 AM	4.8	42.0
10/22/2015 3:40:00 AM	4.8	42.2
10/22/2015 3:41:00 AM	4.4	40.2
10/22/2015 3:42:00 AM	4.1	40.3
10/22/2015 3:43:00 AM	4.3	40.5
10/22/2015 3:44:00 AM	4.2	40.5
10/22/2015 3:45:00 AM	4.6	40.4
10/22/2015 3:46:00 AM	4.3	40.6
10/22/2015 3:47:00 AM	4.3	39.9
10/22/2015 3:48:00 AM	4.5	41.5
10/22/2015 3:49:00 AM	4.6	40.7
10/22/2015 3:50:00 AM	4.4	40.1
10/22/2015 3:51:00 AM	4.6	41.8
10/22/2015 3:52:00 AM	4.8	41.7
10/22/2015 3:53:00 AM	4.7	42.3
10/22/2015 3:54:00 AM	5.0	42.3
10/22/2015 3:55:00 AM	4.9	42.1
10/22/2015 3:56:00 AM	4.8	41.3
10/22/2015 3:57:00 AM	4.5	40.3
10/22/2015 3:58:00 AM	4.6	40.3
10/22/2015 3:59:00 AM	4.2	40.0
10/22/2015 4:00:00 AM	4.2	39.4
10/22/2015 4:01:00 AM	4.4	39.7
10/22/2015 4:02:00 AM	4.7	40.3
10/22/2015 4:03:00 AM	4.3	39.4
10/22/2015 4:04:00 AM	4.0	39.2
10/22/2015 4:05:00 AM	3.9	39.1
10/22/2015 4:06:00 AM	3.7	39.0
10/22/2015 4:07:00 AM	3.8	39.0
10/22/2015 4:08:00 AM	4.0	39.0
10/22/2015 4:09:00 AM	3.7	39.5
10/22/2015 4:10:00 AM	3.7	39.2
10/22/2015 4:11:00 AM	3.9	38.8
10/22/2015 4:12:00 AM	4.4	41.1
10/22/2015 4:13:00 AM	3.9	39.3
10/22/2015 4:14:00 AM	4.8	41.2
10/22/2015 4:15:00 AM	4.0	39.5
10/22/2015 4:16:00 AM	3.6	38.9
10/22/2015 4:17:00 AM	3.5	38.4
10/22/2015 4:18:00 AM	3.7	39.2
10/22/2015 4:19:00 AM	4.1	39.6
10/22/2015 4:20:00 AM	4.6	41.3
10/22/2015 4:21:00 AM	3.8	38.5
10/22/2015 4:22:00 AM	4.0	38.7
10/22/2015 4:23:00 AM	4.5	39.9
10/22/2015 4:24:00 AM	4.1	39.0
10/22/2015 4:25:00 AM	4.5	40.8

10/22/2015 4:26:00 AM	4.1	39.4
10/22/2015 4:27:00 AM	4.6	41.2
10/22/2015 4:28:00 AM	4.5	39.8
10/22/2015 4:29:00 AM	4.2	39.4
10/22/2015 4:30:00 AM	3.7	38.9
10/22/2015 4:31:00 AM	4.1	39.6
10/22/2015 4:32:00 AM	4.2	39.1
10/22/2015 4:33:00 AM	4.1	39.2
10/22/2015 4:34:00 AM	4.2	38.9
10/22/2015 4:35:00 AM	4.3	39.8
10/22/2015 4:36:00 AM	3.8	38.2
10/22/2015 4:37:00 AM	3.5	38.0
10/22/2015 4:39:00 AM	3.6	37.2
10/22/2015 4:40:00 AM	3.8	38.4
10/22/2015 4:41:00 AM	4.6	40.7
10/22/2015 4:42:00 AM	4.6	41.0
10/22/2015 4:43:00 AM	4.8	43.3
10/22/2015 4:44:00 AM	5.6	46.6
10/22/2015 4:45:00 AM	5.3	43.9
10/22/2015 4:46:00 AM	5.5	45.1
10/22/2015 4:47:00 AM	5.6	44.6
10/22/2015 4:48:00 AM	5.2	42.4
10/22/2015 4:49:00 AM	5.1	44.0
10/22/2015 4:50:00 AM	5.8	47.3
10/22/2015 4:51:00 AM	5.5	45.1
10/22/2015 4:52:00 AM	5.3	44.1
10/22/2015 4:53:00 AM	5.1	43.0
10/22/2015 4:54:00 AM	4.5	40.6
10/22/2015 4:55:00 AM	4.3	41.5
10/22/2015 4:56:00 AM	5.1	42.8
10/22/2015 4:57:00 AM	5.8	48.0
10/22/2015 4:58:00 AM	5.1	41.9
10/22/2015 4:59:00 AM	5.2	42.3
10/23/2015 11:10:00 PM	4.6	45.5
10/23/2015 11:11:00 PM	4.1	42.4
10/23/2015 11:14:00 PM	5.6	45.6
10/23/2015 11:16:00 PM	4.9	45.0
10/23/2015 11:20:00 PM	4.0	44.3
10/23/2015 11:21:00 PM	4.3	42.4
10/23/2015 11:22:00 PM	4.6	44.2
10/23/2015 11:23:00 PM	4.1	41.2
10/23/2015 11:24:00 PM	4.4	42.6
10/23/2015 11:25:00 PM	4.2	43.8
10/23/2015 11:26:00 PM	4.2	44.6
10/23/2015 11:27:00 PM	4.4	42.1
10/23/2015 11:28:00 PM	3.8	43.5
10/23/2015 11:29:00 PM	4.7	43.6
10/23/2015 11:31:00 PM	4.0	43.5
10/23/2015 11:33:00 PM	3.8	43.2
10/23/2015 11:47:00 PM	4.5	44.5
10/23/2015 11:48:00 PM	4.0	43.3
10/23/2015 11:49:00 PM	4.1	42.5
10/23/2015 11:54:00 PM	4.4	43.9
10/23/2015 11:55:00 PM	5.0	46.0
10/23/2015 11:56:00 PM	5.0	44.6

10/23/2015 11:57:00 PM	4.0	42.7
10/23/2015 11:59:00 PM	4.5	45.2
10/24/2015 12:00:00 AM	4.6	44.2
10/24/2015 12:01:00 AM	4.1	43.4
10/24/2015 12:03:00 AM	3.7	41.4
10/24/2015 12:04:00 AM	4.8	44.4
10/24/2015 12:05:00 AM	4.3	43.1
10/24/2015 12:06:00 AM	3.9	43.6
10/24/2015 12:07:00 AM	3.9	42.2
10/24/2015 12:08:00 AM	3.6	41.9
10/24/2015 12:10:00 AM	4.1	41.9
10/24/2015 12:11:00 AM	4.6	45.0
10/24/2015 12:12:00 AM	3.9	40.4
10/24/2015 12:13:00 AM	4.4	45.1
10/24/2015 12:14:00 AM	4.0	42.8
10/24/2015 12:16:00 AM	4.3	43.6
10/24/2015 12:21:00 AM	4.6	46.2
10/24/2015 12:22:00 AM	4.4	43.2
10/24/2015 12:23:00 AM	4.9	45.4
10/24/2015 12:24:00 AM	4.8	45.0
10/24/2015 12:25:00 AM	4.3	43.6
10/24/2015 12:26:00 AM	4.4	43.8
10/24/2015 12:28:00 AM	5.0	44.6
10/24/2015 12:30:00 AM	5.5	46.5
10/24/2015 12:31:00 AM	4.8	45.8
10/24/2015 12:32:00 AM	5.3	47.0
10/24/2015 12:33:00 AM	5.5	47.0
10/24/2015 12:37:00 AM	5.7	51.3
10/24/2015 12:38:00 AM	6.3	48.4
10/24/2015 12:39:00 AM	5.1	46.7
10/24/2015 12:40:00 AM	4.6	44.8
10/24/2015 12:43:00 AM	6.1	49.5
10/24/2015 12:44:00 AM	5.5	48.1
10/24/2015 12:45:00 AM	4.9	44.1
10/24/2015 12:46:00 AM	4.4	44.9
10/24/2015 12:47:00 AM	4.3	42.2
10/24/2015 12:48:00 AM	3.7	41.8
10/24/2015 12:50:00 AM	5.1	45.7
10/24/2015 1:03:00 AM	5.0	46.4
10/24/2015 1:04:00 AM	4.0	46.2
10/24/2015 1:05:00 AM	5.0	48.3
10/24/2015 1:06:00 AM	4.6	46.8
10/24/2015 1:07:00 AM	4.3	45.3
10/24/2015 1:08:00 AM	4.4	44.8
10/24/2015 1:09:00 AM	4.6	44.4
10/24/2015 1:10:00 AM	3.6	42.0
10/24/2015 1:11:00 AM	5.2	49.5
10/24/2015 1:12:00 AM	6.0	49.5
10/24/2015 1:13:00 AM	4.6	43.6
10/24/2015 1:14:00 AM	5.3	47.8
10/24/2015 1:15:00 AM	5.0	46.6
10/24/2015 1:16:00 AM	5.0	45.0
10/24/2015 1:17:00 AM	3.7	42.6
10/24/2015 1:18:00 AM	4.0	42.7
10/24/2015 1:19:00 AM	4.0	43.3

10/24/2015 1:25:00 AM	4.3	43.6
10/24/2015 1:27:00 AM	3.5	41.5
10/24/2015 1:28:00 AM	4.8	45.6
10/24/2015 1:29:00 AM	4.4	43.6
10/24/2015 1:31:00 AM	4.2	42.5
10/24/2015 1:33:00 AM	4.2	44.0
10/24/2015 1:34:00 AM	3.6	41.4
10/24/2015 1:35:00 AM	3.6	41.1
10/24/2015 1:36:00 AM	4.1	42.1
10/24/2015 1:37:00 AM	3.6	43.3
10/24/2015 1:38:00 AM	5.1	47.7
10/24/2015 1:39:00 AM	4.6	45.0
10/24/2015 1:40:00 AM	5.2	46.5
10/24/2015 1:41:00 AM	4.1	45.9
10/24/2015 1:42:00 AM	4.9	46.7
10/24/2015 1:43:00 AM	5.8	49.3
10/24/2015 1:44:00 AM	5.2	45.1
10/24/2015 1:46:00 AM	4.7	44.9
10/24/2015 1:47:00 AM	3.9	42.6
10/24/2015 1:48:00 AM	3.8	42.8
10/24/2015 1:49:00 AM	4.6	43.9
10/24/2015 1:50:00 AM	4.2	44.5
10/24/2015 1:51:00 AM	4.5	43.3
10/24/2015 1:52:00 AM	4.1	41.9
10/24/2015 1:53:00 AM	3.7	41.1
10/24/2015 1:55:00 AM	4.0	42.7
10/24/2015 2:00:00 AM	4.1	42.5
10/24/2015 2:01:00 AM	4.2	42.3
10/24/2015 2:02:00 AM	4.9	43.9
10/24/2015 2:03:00 AM	4.2	43.7
10/24/2015 2:04:00 AM	4.9	44.1
10/24/2015 2:05:00 AM	4.4	42.6
10/24/2015 2:06:00 AM	4.3	43.8
10/24/2015 2:07:00 AM	4.3	43.4
10/24/2015 2:09:00 AM	4.3	46.8
10/24/2015 2:10:00 AM	6.4	50.6
10/24/2015 2:12:00 AM	5.6	46.0
10/24/2015 2:15:00 AM	4.0	42.2
10/24/2015 2:16:00 AM	4.2	41.7
10/24/2015 2:17:00 AM	3.6	39.3
10/24/2015 2:19:00 AM	4.0	41.8
10/24/2015 2:20:00 AM	4.2	41.8
10/24/2015 2:21:00 AM	4.2	40.7
10/24/2015 2:23:00 AM	3.6	40.7
10/24/2015 2:24:00 AM	4.2	41.9
10/24/2015 2:26:00 AM	5.0	45.5
10/24/2015 2:27:00 AM	5.1	45.9
10/24/2015 2:31:00 AM	4.3	45.0
10/24/2015 2:32:00 AM	4.5	43.1
10/24/2015 2:34:00 AM	3.6	39.9
10/24/2015 2:36:00 AM	3.7	40.7
10/24/2015 2:38:00 AM	4.6	42.0
10/24/2015 2:39:00 AM	4.4	41.9
10/24/2015 2:40:00 AM	4.5	42.1
10/24/2015 2:41:00 AM	4.5	43.0

10/24/2015 2:42:00 AM	4.1	41.3
10/24/2015 2:43:00 AM	4.1	40.9
10/24/2015 2:44:00 AM	3.8	41.2
10/24/2015 2:45:00 AM	4.1	42.4
10/24/2015 2:46:00 AM	4.0	41.3
10/24/2015 2:50:00 AM	3.6	39.9
10/24/2015 2:52:00 AM	4.3	44.0
10/24/2015 2:53:00 AM	3.6	39.6
10/24/2015 2:54:00 AM	3.7	39.5
10/24/2015 2:58:00 AM	4.7	43.2
10/24/2015 3:03:00 AM	4.2	41.6
10/24/2015 3:11:00 AM	4.8	43.4
10/24/2015 3:13:00 AM	3.8	42.3
10/24/2015 3:17:00 AM	3.8	41.9
10/24/2015 3:18:00 AM	4.2	42.3
10/24/2015 10:01:00 PM	5.8	48.1
10/24/2015 10:02:00 PM	6.5	50.3
10/24/2015 10:03:00 PM	6.4	52.6
10/24/2015 10:04:00 PM	6.8	50.6
10/24/2015 10:05:00 PM	6.7	53.1
10/24/2015 10:06:00 PM	6.3	48.9
10/24/2015 10:07:00 PM	5.7	50.6
10/24/2015 10:08:00 PM	6.2	49.7
10/24/2015 10:09:00 PM	6.0	48.8
10/24/2015 10:10:00 PM	6.0	50.4
10/24/2015 10:11:00 PM	5.2	49.0
10/24/2015 10:14:00 PM	6.3	53.0
10/24/2015 10:16:00 PM	6.5	50.0
10/24/2015 10:17:00 PM	6.0	47.5
10/24/2015 10:18:00 PM	5.9	49.3
10/24/2015 10:19:00 PM	6.3	51.3
10/24/2015 10:20:00 PM	6.8	51.7
10/24/2015 10:21:00 PM	5.5	48.1
10/24/2015 10:22:00 PM	6.5	49.7
10/24/2015 10:23:00 PM	6.0	47.2
10/24/2015 10:24:00 PM	5.0	44.3
10/24/2015 10:25:00 PM	5.5	44.9
10/24/2015 10:26:00 PM	4.8	43.5
10/24/2015 10:27:00 PM	5.5	49.3
10/24/2015 10:28:00 PM	5.7	46.4
10/24/2015 10:29:00 PM	6.0	49.0
10/24/2015 10:30:00 PM	5.7	49.2
10/24/2015 10:31:00 PM	6.0	47.3
10/24/2015 10:32:00 PM	5.8	50.2
10/24/2015 10:33:00 PM	6.0	46.8
10/24/2015 10:34:00 PM	5.7	47.5
10/24/2015 10:36:00 PM	5.8	51.5
10/24/2015 10:37:00 PM	6.9	51.7
10/24/2015 10:38:00 PM	7.1	53.4
10/24/2015 10:39:00 PM	6.9	52.3
10/24/2015 10:42:00 PM	7.5	52.6
10/24/2015 10:45:00 PM	6.8	50.2
10/24/2015 10:46:00 PM	6.1	52.8
10/24/2015 10:48:00 PM	6.5	50.1
10/24/2015 10:49:00 PM	7.0	52.6

10/24/2015 10:55:00 PM	7.1	53.4
10/24/2015 11:02:00 PM	7.0	51.5
10/24/2015 11:03:00 PM	6.8	53.1
10/24/2015 11:08:00 PM	7.2	53.0
10/24/2015 11:31:00 PM	7.2	52.6
10/24/2015 11:34:00 PM	6.9	52.3
10/24/2015 11:39:00 PM	7.1	54.1
10/24/2015 11:45:00 PM	6.7	50.0
10/24/2015 11:46:00 PM	6.1	48.8
10/24/2015 11:47:00 PM	6.0	49.0
10/24/2015 11:52:00 PM	7.0	53.1
10/24/2015 11:53:00 PM	6.5	51.2
10/24/2015 11:54:00 PM	5.9	49.9
10/25/2015 12:00:00 AM	7.0	52.5
10/25/2015 12:15:00 AM	7.3	53.0
10/25/2015 12:17:00 AM	6.5	49.7
10/25/2015 12:18:00 AM	5.7	50.8
10/25/2015 12:20:00 AM	7.3	54.0
10/25/2015 12:24:00 AM	7.4	52.2
10/25/2015 12:25:00 AM	6.6	52.8
10/25/2015 12:26:00 AM	5.5	47.0
10/25/2015 12:27:00 AM	5.5	46.4
10/25/2015 12:28:00 AM	5.9	46.8
10/25/2015 12:30:00 AM	5.0	45.3
10/25/2015 12:31:00 AM	5.1	49.9
10/25/2015 12:32:00 AM	6.6	52.2
10/25/2015 12:33:00 AM	6.7	53.7
10/25/2015 12:34:00 AM	7.0	52.8
10/25/2015 12:37:00 AM	6.4	52.8
10/25/2015 12:39:00 AM	6.4	52.3
10/25/2015 12:40:00 AM	6.8	51.9
10/25/2015 12:41:00 AM	6.2	53.7
10/25/2015 12:42:00 AM	7.2	52.9
10/25/2015 12:43:00 AM	6.8	51.4
10/25/2015 12:47:00 AM	7.4	53.2
10/25/2015 12:52:00 AM	7.1	52.8
10/25/2015 12:53:00 AM	6.9	53.0
10/25/2015 12:56:00 AM	6.8	53.6
10/25/2015 12:58:00 AM	5.6	50.7
10/25/2015 1:00:00 AM	7.3	52.3
10/25/2015 1:01:00 AM	6.5	52.0
10/25/2015 1:02:00 AM	6.6	52.5
10/25/2015 1:03:00 AM	6.4	50.0
10/25/2015 1:04:00 AM	5.8	49.4
10/25/2015 1:05:00 AM	6.2	49.1
10/25/2015 1:06:00 AM	6.3	51.4
10/25/2015 1:10:00 AM	6.4	51.1
10/25/2015 1:11:00 AM	6.1	52.0
10/25/2015 1:14:00 AM	7.3	52.9
10/25/2015 1:15:00 AM	6.9	54.1
10/25/2015 1:16:00 AM	7.3	54.9
10/25/2015 1:18:00 AM	7.3	53.3
10/25/2015 1:19:00 AM	6.7	51.0
10/25/2015 1:20:00 AM	5.8	50.0
10/25/2015 1:22:00 AM	6.7	52.4

10/25/2015 1:41:00 AM	7.1	52.4
10/25/2015 1:42:00 AM	6.3	51.2
10/25/2015 1:43:00 AM	6.2	48.8
10/25/2015 1:44:00 AM	5.0	44.9
10/25/2015 1:49:00 AM	7.1	54.8
10/25/2015 1:51:00 AM	7.2	53.7
10/25/2015 1:52:00 AM	7.3	53.2
10/25/2015 1:53:00 AM	6.4	49.9
10/25/2015 1:55:00 AM	7.1	51.9
10/25/2015 1:56:00 AM	6.3	49.5
10/25/2015 1:57:00 AM	6.3	49.3
10/25/2015 1:58:00 AM	6.8	52.6
10/25/2015 1:59:00 AM	6.3	51.2
10/25/2015 2:00:00 AM	5.9	47.3
10/25/2015 2:01:00 AM	6.3	51.5
10/25/2015 2:02:00 AM	6.1	49.8
10/25/2015 2:03:00 AM	5.5	47.4
10/25/2015 2:04:00 AM	5.7	48.2
10/25/2015 2:05:00 AM	5.9	47.4
10/25/2015 2:06:00 AM	6.4	52.9
10/25/2015 2:25:00 AM	7.1	53.7
10/25/2015 2:26:00 AM	6.5	53.1
10/25/2015 2:31:00 AM	7.3	53.2
10/25/2015 2:38:00 AM	6.7	53.4
10/25/2015 2:42:00 AM	6.6	53.0
10/25/2015 2:46:00 AM	6.9	52.5
10/25/2015 2:47:00 AM	7.3	53.2
10/25/2015 2:48:00 AM	6.7	51.6
10/25/2015 2:52:00 AM	6.7	51.9
10/25/2015 2:53:00 AM	7.5	55.9
10/25/2015 3:01:00 AM	6.7	51.7
10/25/2015 3:02:00 AM	6.7	52.6
10/25/2015 3:11:00 AM	6.3	51.3
10/25/2015 3:12:00 AM	6.9	53.7
10/25/2015 3:15:00 AM	6.4	53.0
10/25/2015 3:16:00 AM	6.8	52.4
10/25/2015 3:17:00 AM	6.9	53.4
10/25/2015 3:18:00 AM	6.5	52.2
10/25/2015 3:19:00 AM	6.4	51.3
10/25/2015 3:20:00 AM	6.7	51.3
10/25/2015 3:21:00 AM	6.5	52.4
10/25/2015 3:22:00 AM	5.7	49.3
10/25/2015 3:23:00 AM	5.8	48.3
10/25/2015 3:24:00 AM	5.6	48.0
10/25/2015 3:25:00 AM	6.1	51.1
10/25/2015 3:26:00 AM	6.9	52.4
10/25/2015 3:27:00 AM	6.2	50.6
10/25/2015 3:28:00 AM	6.4	51.3
10/25/2015 3:34:00 AM	6.5	52.5
10/25/2015 3:37:00 AM	6.9	52.5
10/25/2015 3:38:00 AM	5.4	46.6
10/25/2015 3:39:00 AM	5.1	45.5
10/25/2015 3:40:00 AM	6.0	50.8
10/25/2015 3:46:00 AM	7.3	52.1
10/25/2015 3:47:00 AM	5.9	50.8

10/25/2015 3:48:00 AM	6.1	50.8
10/25/2015 3:53:00 AM	6.9	53.9
10/25/2015 3:54:00 AM	7.3	55.1
10/25/2015 3:59:00 AM	6.4	49.5
10/25/2015 4:00:00 AM	6.1	50.6
10/25/2015 4:12:00 AM	7.3	53.7
10/25/2015 4:13:00 AM	7.2	54.1
10/25/2015 4:14:00 AM	6.1	48.8
10/25/2015 4:15:00 AM	5.5	47.6
10/25/2015 4:16:00 AM	5.7	47.7
10/25/2015 4:20:00 AM	7.2	53.4
10/25/2015 4:26:00 AM	6.4	50.2
10/25/2015 4:27:00 AM	6.3	51.1
10/25/2015 4:31:00 AM	6.9	51.7
10/25/2015 4:32:00 AM	5.3	45.8
10/25/2015 4:33:00 AM	5.8	50.4
10/25/2015 4:39:00 AM	6.7	52.7
10/25/2015 4:40:00 AM	6.9	52.4
10/25/2015 4:41:00 AM	5.4	46.0
10/25/2015 4:42:00 AM	5.9	50.4
10/25/2015 4:49:00 AM	7.5	53.1
10/25/2015 4:50:00 AM	6.9	54.0
10/25/2015 4:51:00 AM	6.7	54.0
10/28/2015 11:36:00 PM	5.3	43.6
10/28/2015 11:37:00 PM	4.7	39.8
10/28/2015 11:38:00 PM	4.3	38.1
10/28/2015 11:39:00 PM	4.2	38.6
10/28/2015 11:40:00 PM	5.3	44.3
10/28/2015 11:41:00 PM	4.7	41.0
10/28/2015 11:42:00 PM	4.9	45.8
10/28/2015 11:43:00 PM	6.1	47.0
10/28/2015 11:44:00 PM	5.3	45.6
10/28/2015 11:45:00 PM	6.0	47.0
10/28/2015 11:46:00 PM	5.6	44.0
10/28/2015 11:47:00 PM	5.4	47.4
10/28/2015 11:48:00 PM	5.3	44.3
10/28/2015 11:50:00 PM	5.7	46.3
10/28/2015 11:51:00 PM	4.9	44.4
10/28/2015 11:52:00 PM	6.4	49.0
10/28/2015 11:53:00 PM	5.8	46.8
10/28/2015 11:54:00 PM	5.0	41.5
10/28/2015 11:55:00 PM	5.3	44.9
10/28/2015 11:56:00 PM	5.5	45.4
10/28/2015 11:57:00 PM	5.1	44.7
10/28/2015 11:58:00 PM	5.4	48.7
10/29/2015 12:00:00 AM	6.7	51.4
10/29/2015 12:01:00 AM	5.6	47.0
10/29/2015 12:02:00 AM	6.0	49.5
10/29/2015 12:03:00 AM	6.6	51.0
10/29/2015 12:05:00 AM	6.6	49.3
10/29/2015 12:06:00 AM	5.8	49.0
10/29/2015 12:07:00 AM	6.9	51.6
10/29/2015 12:08:00 AM	6.1	48.3
10/29/2015 12:09:00 AM	6.0	49.2
10/29/2015 12:10:00 AM	6.0	49.1

10/29/2015 12:11:00 AM	5.8	45.0
10/29/2015 12:12:00 AM	5.4	43.8
10/29/2015 12:13:00 AM	5.1	42.0
10/29/2015 12:14:00 AM	4.2	40.4
10/29/2015 12:15:00 AM	5.3	48.3
10/29/2015 12:16:00 AM	6.5	50.4
10/29/2015 12:18:00 AM	6.5	54.0
10/29/2015 12:21:00 AM	6.6	50.9
10/29/2015 12:22:00 AM	6.3	50.1
10/29/2015 12:23:00 AM	6.1	51.3
10/29/2015 12:24:00 AM	7.1	53.1
10/29/2015 12:25:00 AM	7.1	53.3
10/29/2015 12:26:00 AM	6.7	52.7
10/29/2015 12:27:00 AM	6.3	49.6
10/29/2015 12:28:00 AM	6.6	49.8
10/29/2015 12:29:00 AM	6.9	53.6
10/29/2015 12:30:00 AM	6.3	49.6
10/29/2015 12:31:00 AM	5.3	45.7
10/29/2015 12:32:00 AM	4.9	43.5
10/29/2015 12:33:00 AM	6.1	49.2
10/29/2015 12:34:00 AM	6.1	48.3
10/29/2015 12:35:00 AM	5.4	46.2
10/29/2015 12:36:00 AM	4.9	43.5
10/29/2015 12:38:00 AM	4.6	44.1
10/29/2015 12:39:00 AM	5.1	45.2
10/29/2015 12:40:00 AM	5.5	46.4
10/29/2015 12:41:00 AM	5.0	45.1
10/29/2015 12:42:00 AM	6.2	50.7
10/29/2015 12:43:00 AM	4.9	43.6
10/29/2015 12:44:00 AM	4.8	42.4
10/29/2015 12:45:00 AM	4.7	44.3
10/29/2015 12:46:00 AM	4.3	41.5
10/29/2015 12:47:00 AM	4.9	44.7
10/29/2015 12:48:00 AM	4.1	42.3
10/29/2015 12:49:00 AM	5.0	47.5
10/29/2015 12:50:00 AM	4.5	41.8
10/29/2015 1:07:00 AM	4.0	41.7
10/29/2015 10:00:00 PM	6.5	52.2
10/29/2015 10:01:00 PM	6.6	53.9
10/29/2015 10:02:00 PM	7.1	51.7
10/29/2015 10:03:00 PM	6.6	51.8
10/29/2015 10:04:00 PM	6.0	47.7
10/29/2015 10:05:00 PM	6.4	51.7
10/29/2015 10:06:00 PM	5.4	45.2
10/29/2015 10:07:00 PM	5.3	47.2
10/29/2015 10:08:00 PM	5.7	49.2
10/29/2015 10:10:00 PM	5.6	46.3
10/29/2015 10:11:00 PM	5.5	44.3
10/29/2015 10:12:00 PM	6.4	51.0
10/29/2015 10:13:00 PM	6.0	48.3
10/29/2015 10:35:00 PM	6.2	52.1
10/29/2015 10:37:00 PM	6.2	50.7
10/29/2015 10:39:00 PM	7.2	52.6
10/29/2015 10:40:00 PM	6.6	50.8
10/29/2015 10:41:00 PM	5.7	47.2

10/29/2015 10:42:00 PM	6.0	49.8
10/29/2015 10:45:00 PM	7.1	53.3
10/29/2015 10:46:00 PM	6.5	51.2
10/29/2015 10:47:00 PM	5.5	47.9
10/29/2015 11:00:00 PM	6.3	49.8
10/29/2015 11:01:00 PM	6.1	53.2
10/29/2015 11:05:00 PM	7.1	50.6
10/29/2015 11:09:00 PM	7.0	52.0
10/29/2015 11:10:00 PM	6.0	50.8
10/29/2015 11:14:00 PM	6.9	52.9
10/29/2015 11:15:00 PM	7.3	53.5
10/29/2015 11:16:00 PM	7.2	53.4
10/30/2015 12:33:00 AM	6.4	51.9
10/30/2015 12:34:00 AM	5.4	47.0
10/30/2015 12:37:00 AM	6.5	51.2
10/30/2015 12:38:00 AM	7.0	52.2
10/30/2015 12:39:00 AM	6.1	49.5
10/30/2015 12:40:00 AM	6.4	52.1
10/30/2015 12:41:00 AM	5.6	48.6
10/30/2015 12:43:00 AM	7.1	51.3
10/30/2015 12:44:00 AM	6.0	49.8
10/30/2015 12:45:00 AM	6.4	50.8
10/30/2015 12:46:00 AM	6.0	48.8
10/30/2015 12:48:00 AM	6.8	50.6
10/30/2015 12:49:00 AM	5.9	48.3
10/30/2015 12:50:00 AM	5.3	46.1
10/30/2015 12:51:00 AM	4.8	45.7
10/30/2015 12:52:00 AM	4.8	45.5
10/30/2015 12:53:00 AM	5.4	46.8
10/30/2015 12:54:00 AM	5.7	47.3
10/30/2015 12:55:00 AM	5.9	48.3
10/30/2015 12:56:00 AM	5.7	48.0
10/30/2015 12:57:00 AM	5.0	47.6
10/30/2015 12:58:00 AM	6.4	50.9
10/30/2015 12:59:00 AM	6.5	53.7
10/30/2015 1:01:00 AM	5.8	47.8
10/30/2015 1:02:00 AM	5.1	49.8
10/30/2015 1:03:00 AM	6.6	50.2
10/30/2015 1:04:00 AM	5.4	46.5
10/30/2015 1:07:00 AM	6.8	51.5
10/30/2015 1:08:00 AM	6.8	52.4
10/30/2015 1:10:00 AM	6.4	50.1
10/30/2015 1:11:00 AM	6.9	53.9
10/30/2015 1:12:00 AM	6.3	51.0
10/30/2015 1:15:00 AM	6.3	49.1
10/30/2015 1:16:00 AM	5.9	50.1
10/30/2015 1:17:00 AM	6.8	53.2
10/30/2015 1:18:00 AM	6.8	52.9
10/30/2015 1:19:00 AM	6.3	51.6
10/30/2015 1:20:00 AM	6.1	49.2
10/30/2015 1:21:00 AM	5.8	48.8
10/30/2015 1:22:00 AM	6.7	52.8
10/30/2015 1:23:00 AM	5.6	48.6
10/30/2015 1:24:00 AM	5.8	48.4
10/30/2015 1:25:00 AM	5.7	49.3

10/30/2015 1:26:00 AM	5.5	46.1
10/30/2015 1:27:00 AM	5.9	51.8
10/30/2015 1:28:00 AM	6.3	49.6
10/30/2015 1:29:00 AM	6.1	52.2
10/30/2015 1:30:00 AM	7.2	53.1
10/30/2015 1:32:00 AM	7.2	53.5
10/30/2015 1:33:00 AM	6.9	51.3
10/30/2015 1:34:00 AM	6.3	49.5
10/30/2015 1:35:00 AM	5.2	45.7
10/30/2015 1:36:00 AM	4.9	46.0
10/30/2015 1:39:00 AM	6.6	52.9
10/30/2015 1:40:00 AM	6.4	52.9
10/30/2015 1:41:00 AM	5.7	49.1
10/30/2015 2:07:00 AM	6.5	52.6
10/30/2015 2:08:00 AM	6.1	49.1
10/30/2015 2:09:00 AM	6.0	50.7
10/30/2015 2:10:00 AM	6.6	51.2
10/30/2015 2:11:00 AM	6.0	48.4
10/30/2015 2:12:00 AM	6.0	49.0
10/30/2015 2:13:00 AM	5.9	46.7
10/30/2015 2:14:00 AM	5.4	49.8
10/30/2015 2:15:00 AM	6.0	47.2
10/30/2015 2:16:00 AM	5.3	47.1
10/30/2015 2:17:00 AM	5.8	49.7
10/30/2015 2:18:00 AM	5.3	48.7
10/30/2015 2:19:00 AM	6.3	48.4
10/30/2015 2:20:00 AM	5.1	45.9
10/30/2015 2:21:00 AM	6.4	52.6
10/30/2015 2:22:00 AM	6.1	48.8
10/30/2015 2:23:00 AM	5.4	46.4
10/30/2015 2:24:00 AM	5.7	48.0
10/30/2015 2:25:00 AM	5.2	47.6
10/30/2015 2:26:00 AM	6.3	49.5
10/30/2015 2:27:00 AM	5.4	46.9
10/30/2015 2:28:00 AM	4.9	44.8
10/30/2015 2:29:00 AM	4.7	45.6
10/30/2015 2:30:00 AM	5.3	48.0
10/30/2015 2:31:00 AM	5.4	47.8
10/30/2015 2:32:00 AM	5.2	45.6
10/30/2015 2:33:00 AM	4.6	46.2
10/30/2015 2:34:00 AM	6.2	50.5
10/30/2015 2:35:00 AM	5.9	46.8
10/30/2015 2:36:00 AM	5.1	45.2
10/30/2015 2:37:00 AM	5.3	44.5
10/30/2015 2:38:00 AM	5.1	46.2
10/30/2015 2:39:00 AM	5.6	47.3
10/30/2015 2:40:00 AM	4.6	41.5
10/30/2015 2:41:00 AM	4.4	42.3
10/30/2015 2:42:00 AM	4.4	41.4
10/30/2015 2:43:00 AM	4.0	41.5
10/30/2015 2:44:00 AM	4.8	44.6
10/30/2015 2:45:00 AM	4.3	41.9
10/30/2015 2:46:00 AM	4.0	42.6
10/30/2015 2:47:00 AM	4.5	42.2
10/30/2015 2:48:00 AM	3.7	42.7

10/30/2015 2:49:00 AM	4.0	44.4
10/30/2015 2:50:00 AM	4.0	44.6
10/30/2015 2:51:00 AM	4.6	44.5
10/30/2015 2:52:00 AM	4.5	45.2
10/30/2015 2:53:00 AM	3.8	43.8
10/30/2015 2:54:00 AM	4.8	44.5
10/30/2015 2:55:00 AM	5.3	46.1
10/30/2015 2:56:00 AM	4.7	46.2
10/30/2015 2:57:00 AM	6.3	50.0
10/30/2015 2:58:00 AM	5.6	48.8
10/30/2015 2:59:00 AM	6.1	48.6
10/30/2015 3:00:00 AM	5.6	47.0
10/30/2015 3:01:00 AM	6.1	50.9
10/30/2015 3:02:00 AM	6.5	51.1
10/30/2015 3:03:00 AM	6.1	48.2
10/30/2015 3:04:00 AM	6.1	50.9
10/30/2015 3:05:00 AM	6.6	50.3
10/30/2015 3:06:00 AM	5.7	46.9
10/30/2015 3:07:00 AM	5.2	46.7
10/30/2015 3:08:00 AM	5.8	50.5
10/30/2015 3:09:00 AM	6.2	48.6
10/30/2015 3:10:00 AM	5.4	46.6
10/30/2015 3:11:00 AM	5.3	45.5
10/30/2015 3:12:00 AM	4.8	46.2
10/30/2015 3:13:00 AM	5.2	48.4
10/30/2015 3:14:00 AM	5.8	47.1
10/30/2015 3:15:00 AM	5.1	46.8
10/30/2015 3:16:00 AM	5.9	48.7
10/30/2015 3:17:00 AM	5.9	48.7
10/30/2015 3:18:00 AM	5.7	48.3
10/30/2015 3:19:00 AM	6.1	50.5
10/30/2015 3:20:00 AM	6.1	48.0
10/30/2015 3:21:00 AM	5.1	45.6
10/30/2015 3:22:00 AM	4.9	45.1
10/30/2015 3:23:00 AM	4.9	47.1
10/30/2015 3:24:00 AM	5.5	48.8
10/30/2015 3:25:00 AM	6.1	49.9
10/30/2015 3:26:00 AM	6.3	52.5
10/30/2015 3:27:00 AM	7.1	52.2
10/30/2015 3:28:00 AM	6.0	47.6
10/30/2015 3:29:00 AM	5.0	46.0
10/30/2015 3:31:00 AM	5.6	45.8
10/30/2015 3:32:00 AM	5.2	48.5
10/30/2015 3:33:00 AM	6.7	52.0
10/30/2015 3:34:00 AM	6.6	51.8
10/30/2015 3:35:00 AM	6.2	50.1
10/30/2015 3:36:00 AM	5.7	48.8
10/30/2015 3:37:00 AM	6.2	48.9
10/30/2015 3:38:00 AM	5.8	48.9
10/30/2015 3:39:00 AM	5.9	47.7
10/30/2015 3:40:00 AM	5.5	46.4
10/30/2015 3:41:00 AM	4.3	42.8
10/30/2015 3:42:00 AM	4.2	42.9
10/30/2015 3:43:00 AM	4.9	46.2
10/30/2015 3:44:00 AM	5.6	49.5

10/30/2015 3:45:00 AM	6.1	48.6
10/30/2015 3:52:00 AM	5.4	46.0
10/30/2015 3:53:00 AM	4.9	45.1
10/30/2015 3:54:00 AM	6.1	50.4
10/30/2015 4:00:00 AM	5.5	48.2
10/30/2015 4:01:00 AM	6.3	50.0
10/30/2015 4:02:00 AM	5.3	45.4
10/30/2015 4:03:00 AM	5.2	47.3
10/30/2015 4:04:00 AM	5.2	46.6
10/30/2015 4:05:00 AM	5.6	47.8
10/30/2015 4:06:00 AM	5.0	44.6
10/30/2015 4:07:00 AM	4.7	44.7
10/30/2015 4:08:00 AM	5.2	46.0
10/30/2015 4:09:00 AM	4.9	42.9
10/30/2015 4:10:00 AM	4.2	43.1
10/30/2015 4:11:00 AM	5.7	50.7
10/30/2015 4:12:00 AM	5.6	46.9
10/30/2015 4:13:00 AM	5.9	48.9
10/30/2015 4:14:00 AM	5.4	45.2
10/30/2015 4:15:00 AM	4.8	43.9
10/30/2015 4:16:00 AM	5.0	46.3
10/30/2015 4:17:00 AM	4.5	41.7
10/30/2015 4:18:00 AM	4.3	41.4
10/30/2015 4:19:00 AM	3.8	42.9
10/30/2015 4:20:00 AM	4.1	42.5
10/30/2015 4:21:00 AM	4.7	44.8
10/30/2015 4:22:00 AM	4.4	44.5
10/30/2015 4:23:00 AM	4.9	45.6
10/30/2015 4:24:00 AM	5.2	45.9
10/30/2015 4:25:00 AM	4.8	46.3
10/30/2015 4:26:00 AM	6.0	49.1
10/30/2015 4:27:00 AM	5.5	47.8
10/30/2015 4:28:00 AM	5.7	47.5
10/30/2015 4:29:00 AM	5.3	47.4
10/30/2015 4:30:00 AM	6.7	53.2
10/30/2015 4:31:00 AM	5.7	48.5
10/30/2015 4:32:00 AM	6.3	48.6
10/30/2015 4:33:00 AM	5.2	46.3
10/30/2015 4:34:00 AM	4.9	46.4
10/30/2015 4:35:00 AM	4.7	45.7
10/30/2015 4:37:00 AM	6.6	49.1
10/30/2015 4:38:00 AM	5.0	47.0
10/30/2015 4:39:00 AM	5.4	45.9
10/30/2015 4:40:00 AM	5.1	46.6
10/30/2015 4:41:00 AM	5.2	44.1
10/30/2015 4:42:00 AM	4.7	45.0
10/30/2015 4:43:00 AM	4.7	47.1
10/30/2015 4:44:00 AM	5.1	46.9
10/30/2015 4:45:00 AM	4.9	44.7
10/30/2015 4:46:00 AM	4.5	44.1
10/30/2015 4:48:00 AM	4.1	40.2
10/30/2015 4:49:00 AM	3.5	39.8
10/30/2015 4:50:00 AM	3.5	40.0
10/30/2015 4:51:00 AM	4.1	41.3
10/30/2015 4:52:00 AM	4.4	43.3

10/30/2015 4:53:00 AM	4.4	42.3
10/30/2015 4:54:00 AM	4.9	47.8
10/30/2015 4:55:00 AM	5.5	45.6
10/30/2015 4:56:00 AM	4.6	43.3
10/30/2015 4:57:00 AM	4.6	44.2
10/30/2015 4:58:00 AM	5.2	44.7
10/30/2015 4:59:00 AM	5.2	47.1
11/01/2015 1:23:00 AM	7.1	56.8
11/01/2015 1:24:00 AM	5.5	54.0
11/01/2015 1:25:00 AM	6.4	56.2
11/01/2015 1:26:00 AM	5.1	48.6
11/01/2015 1:27:00 AM	4.1	46.9
11/01/2015 1:28:00 AM	5.7	52.7
11/01/2015 1:30:00 AM	5.9	52.0
11/01/2015 1:31:00 AM	4.2	48.3
11/01/2015 1:33:00 AM	4.5	47.7
11/01/2015 1:34:00 AM	4.6	47.3
11/01/2015 1:36:00 AM	4.8	53.2
11/01/2015 1:37:00 AM	7.1	55.4
11/01/2015 1:39:00 AM	4.2	45.8
11/01/2015 1:42:00 AM	4.8	47.7
11/01/2015 1:45:00 AM	4.4	48.3
11/01/2015 1:47:00 AM	5.2	48.6
11/01/2015 1:49:00 AM	5.4	50.2
11/01/2015 1:50:00 AM	4.3	44.3
11/01/2015 1:51:00 AM	4.1	49.6
11/01/2015 1:54:00 AM	4.5	45.8
11/01/2015 1:58:00 AM	6.7	54.4
11/01/2015 1:00:00 AM	6.1	53.2
11/01/2015 1:02:00 AM	5.3	49.1
11/01/2015 1:04:00 AM	4.4	45.3
11/01/2015 1:06:00 AM	5.2	48.0
11/01/2015 1:07:00 AM	5.1	49.1
11/01/2015 1:09:00 AM	4.0	47.7
11/01/2015 1:10:00 AM	4.0	42.6
11/01/2015 1:13:00 AM	4.2	46.3
11/01/2015 1:15:00 AM	4.6	44.2
11/01/2015 1:17:00 AM	4.3	45.0
11/01/2015 1:18:00 AM	5.6	50.8
11/01/2015 1:20:00 AM	4.6	46.4
11/01/2015 1:21:00 AM	5.3	51.1
11/01/2015 1:22:00 AM	5.6	48.8
11/01/2015 1:26:00 AM	4.2	44.8
11/01/2015 1:27:00 AM	4.1	44.0
11/01/2015 1:28:00 AM	4.6	45.6
11/01/2015 1:29:00 AM	3.8	43.6
11/01/2015 1:30:00 AM	5.1	48.7
11/01/2015 1:34:00 AM	4.6	47.5
11/01/2015 1:36:00 AM	3.7	42.2
11/01/2015 1:38:00 AM	5.6	51.8
11/01/2015 1:39:00 AM	5.5	50.9
11/01/2015 1:43:00 AM	6.2	51.8
11/01/2015 1:44:00 AM	4.6	46.0
11/01/2015 1:45:00 AM	4.7	45.4
11/01/2015 1:46:00 AM	4.1	45.0

11/01/2015 1:47:00 AM	5.7	50.0
11/01/2015 1:48:00 AM	4.7	45.2
11/01/2015 1:49:00 AM	4.9	48.5
11/01/2015 1:50:00 AM	5.5	50.7
11/01/2015 1:51:00 AM	4.3	43.9
11/01/2015 1:52:00 AM	4.2	46.2
11/01/2015 1:53:00 AM	4.4	44.3
11/01/2015 1:54:00 AM	3.9	44.6
11/01/2015 1:55:00 AM	5.0	47.4
11/01/2015 1:56:00 AM	4.5	49.6
11/01/2015 1:57:00 AM	5.5	46.7
11/01/2015 1:59:00 AM	3.9	41.5
11/01/2015 2:00:00 AM	3.6	45.4
11/01/2015 2:01:00 AM	5.1	50.2
11/01/2015 2:02:00 AM	5.3	49.5
11/01/2015 2:05:00 AM	4.9	45.2
11/01/2015 3:31:00 AM	5.6	48.4
11/01/2015 3:32:00 AM	5.3	48.3
11/01/2015 3:33:00 AM	6.1	48.1
11/01/2015 3:34:00 AM	5.5	50.3
11/01/2015 3:35:00 AM	5.2	47.2
11/01/2015 3:36:00 AM	5.5	46.2
11/01/2015 3:37:00 AM	5.4	49.1
11/01/2015 3:38:00 AM	5.2	45.5
11/01/2015 3:39:00 AM	4.8	47.1
11/01/2015 3:40:00 AM	5.3	46.3
11/01/2015 3:41:00 AM	4.4	42.0
11/01/2015 3:42:00 AM	3.9	39.4
11/01/2015 3:43:00 AM	4.4	43.4
11/01/2015 3:44:00 AM	4.5	44.5
11/01/2015 3:45:00 AM	3.9	42.5
11/01/2015 3:47:00 AM	4.9	43.8
11/01/2015 3:48:00 AM	4.7	45.6
11/01/2015 3:49:00 AM	4.8	44.2
11/01/2015 3:50:00 AM	4.1	42.3
11/01/2015 3:51:00 AM	4.7	46.6
11/01/2015 3:53:00 AM	5.7	46.8
11/01/2015 3:54:00 AM	5.4	48.1
11/01/2015 3:55:00 AM	4.3	40.2
11/01/2015 3:56:00 AM	4.7	44.5
11/01/2015 3:57:00 AM	5.0	45.3
11/01/2015 3:58:00 AM	5.3	47.1
11/01/2015 3:59:00 AM	5.7	46.5
11/01/2015 4:00:00 AM	5.7	47.4
11/01/2015 4:01:00 AM	5.1	47.3
11/01/2015 4:02:00 AM	6.4	52.2
11/01/2015 4:03:00 AM	4.8	45.2
11/01/2015 4:04:00 AM	5.2	44.9
11/01/2015 4:05:00 AM	5.0	46.0
11/01/2015 4:06:00 AM	5.0	49.1
11/01/2015 4:08:00 AM	3.9	40.5
11/01/2015 4:09:00 AM	4.5	42.2
11/01/2015 4:10:00 AM	5.2	47.3
11/01/2015 4:11:00 AM	4.9	44.6
11/01/2015 4:12:00 AM	4.8	45.2

11/01/2015 4:13:00 AM	4.7	45.8
11/01/2015 4:14:00 AM	4.1	41.2
11/01/2015 4:15:00 AM	4.2	41.7
11/01/2015 4:16:00 AM	4.0	40.9
11/01/2015 4:17:00 AM	4.4	43.9
11/01/2015 4:18:00 AM	4.5	44.8
11/01/2015 4:19:00 AM	4.0	39.4
11/01/2015 4:20:00 AM	3.7	38.8
11/01/2015 4:22:00 AM	4.1	42.3
11/01/2015 4:23:00 AM	4.2	40.0
11/01/2015 4:24:00 AM	4.0	41.2
11/01/2015 4:25:00 AM	4.6	42.8
11/01/2015 4:27:00 AM	5.4	47.8
11/01/2015 4:28:00 AM	5.4	45.3
11/01/2015 4:29:00 AM	5.2	43.6
11/01/2015 4:30:00 AM	5.1	44.5
11/01/2015 4:31:00 AM	4.6	43.9
11/01/2015 4:32:00 AM	4.8	44.7
11/01/2015 4:33:00 AM	4.5	45.8
11/01/2015 4:34:00 AM	4.0	39.7
11/01/2015 4:38:00 AM	4.6	43.9
11/01/2015 4:40:00 AM	5.5	49.3
11/01/2015 4:41:00 AM	4.4	43.7
11/01/2015 4:42:00 AM	4.3	45.7
11/01/2015 4:43:00 AM	4.7	41.6
11/01/2015 4:45:00 AM	5.0	45.4
11/01/2015 4:47:00 AM	4.1	42.4
11/01/2015 4:48:00 AM	4.1	40.5
11/01/2015 4:51:00 AM	4.4	46.0
11/01/2015 4:52:00 AM	4.2	42.5
11/01/2015 4:53:00 AM	4.2	41.6
11/01/2015 4:58:00 AM	4.2	41.1
11/01/2015 4:59:00 AM	3.9	42.3
11/02/2015 10:00:00 PM	4.6	46.2
11/02/2015 10:01:00 PM	4.8	47.5
11/02/2015 10:02:00 PM	5.2	48.7
11/02/2015 10:03:00 PM	5.7	48.7
11/02/2015 10:04:00 PM	5.0	47.6
11/02/2015 10:05:00 PM	4.4	47.0
11/02/2015 10:06:00 PM	5.1	48.4
11/02/2015 10:07:00 PM	4.7	49.4
11/02/2015 10:09:00 PM	5.1	48.8
11/02/2015 10:10:00 PM	5.0	45.7
11/02/2015 10:11:00 PM	4.7	46.5
11/02/2015 10:12:00 PM	4.3	44.8
11/02/2015 10:13:00 PM	5.2	46.9
11/02/2015 10:14:00 PM	5.3	47.6
11/02/2015 10:15:00 PM	4.9	46.5
11/02/2015 10:16:00 PM	4.3	43.0
11/02/2015 10:17:00 PM	4.9	48.2
11/02/2015 10:18:00 PM	5.8	50.0
11/02/2015 10:19:00 PM	5.2	48.6
11/02/2015 10:20:00 PM	5.0	45.9
11/02/2015 10:21:00 PM	4.4	44.0
11/02/2015 10:22:00 PM	4.6	45.5

11/02/2015 10:23:00 PM	5.0	43.7
11/02/2015 10:24:00 PM	4.9	45.7
11/02/2015 10:27:00 PM	4.6	47.5
11/02/2015 10:28:00 PM	5.2	48.3
11/02/2015 10:29:00 PM	5.4	47.1
11/02/2015 10:30:00 PM	4.8	45.6
11/02/2015 10:31:00 PM	5.0	45.8
11/02/2015 10:32:00 PM	4.8	44.2
11/02/2015 10:33:00 PM	5.1	45.3
11/02/2015 10:34:00 PM	4.9	43.4
11/02/2015 10:35:00 PM	4.4	43.4
11/02/2015 10:36:00 PM	5.0	46.3
11/02/2015 10:37:00 PM	4.9	46.5
11/02/2015 10:38:00 PM	5.0	44.9
11/02/2015 10:39:00 PM	4.6	44.8
11/02/2015 10:40:00 PM	4.9	45.1
11/02/2015 10:41:00 PM	4.5	45.0
11/02/2015 10:42:00 PM	4.9	44.3
11/02/2015 10:43:00 PM	5.3	47.2
11/02/2015 10:44:00 PM	4.4	41.4
11/02/2015 10:45:00 PM	4.5	43.7
11/02/2015 10:46:00 PM	4.5	44.0
11/02/2015 10:47:00 PM	5.0	44.3
11/02/2015 10:48:00 PM	4.6	42.3
11/02/2015 10:49:00 PM	4.6	43.0
11/02/2015 10:50:00 PM	4.1	42.3
11/02/2015 10:51:00 PM	4.6	42.5
11/02/2015 10:52:00 PM	4.3	42.7
11/02/2015 10:53:00 PM	4.7	43.4
11/02/2015 10:54:00 PM	4.9	47.1
11/02/2015 10:55:00 PM	4.7	45.0
11/02/2015 10:56:00 PM	4.8	42.3
11/02/2015 10:57:00 PM	4.6	48.8
11/02/2015 10:58:00 PM	5.2	45.0
11/02/2015 10:59:00 PM	4.7	43.3
11/02/2015 11:00:00 PM	4.4	46.9
11/02/2015 11:01:00 PM	4.9	45.7
11/02/2015 11:02:00 PM	5.1	45.2
11/02/2015 11:03:00 PM	5.1	48.4
11/02/2015 11:04:00 PM	5.0	45.6
11/02/2015 11:05:00 PM	5.0	47.0
11/02/2015 11:06:00 PM	4.9	49.9
11/02/2015 11:07:00 PM	6.0	48.9
11/02/2015 11:08:00 PM	6.0	50.1
11/02/2015 11:09:00 PM	5.1	46.0
11/02/2015 11:10:00 PM	5.4	47.9
11/02/2015 11:11:00 PM	4.9	44.6
11/02/2015 11:12:00 PM	4.9	48.3
11/02/2015 11:13:00 PM	5.7	46.5
11/02/2015 11:14:00 PM	5.2	47.5
11/02/2015 11:15:00 PM	4.5	45.0
11/02/2015 11:16:00 PM	4.8	45.6
11/02/2015 11:17:00 PM	5.1	46.3
11/02/2015 11:18:00 PM	4.7	46.7
11/02/2015 11:19:00 PM	5.2	46.5

11/02/2015 11:20:00 PM	5.0	46.8
11/02/2015 11:21:00 PM	5.6	47.3
11/02/2015 11:22:00 PM	4.2	41.9
11/02/2015 11:23:00 PM	5.1	48.7
11/02/2015 11:24:00 PM	5.6	48.4
11/02/2015 11:25:00 PM	4.9	44.3
11/02/2015 11:26:00 PM	4.6	47.4
11/02/2015 11:27:00 PM	5.1	47.4
11/02/2015 11:28:00 PM	4.5	45.8
11/02/2015 11:29:00 PM	5.3	46.8
11/02/2015 11:30:00 PM	5.0	48.2
11/02/2015 11:31:00 PM	5.9	48.2
11/02/2015 11:32:00 PM	5.4	49.6
11/02/2015 11:33:00 PM	5.5	44.7
11/02/2015 11:34:00 PM	4.5	46.3
11/02/2015 11:36:00 PM	4.7	45.3
11/02/2015 11:37:00 PM	4.9	45.9
11/02/2015 11:38:00 PM	4.9	50.2
11/02/2015 11:39:00 PM	5.0	48.0
11/02/2015 11:40:00 PM	6.0	46.4
11/02/2015 11:41:00 PM	4.7	48.1
11/02/2015 11:42:00 PM	4.8	47.2
11/02/2015 11:43:00 PM	5.3	47.2
11/02/2015 11:44:00 PM	5.0	45.0
11/02/2015 11:45:00 PM	4.8	45.0
11/02/2015 11:47:00 PM	4.5	43.7
11/02/2015 11:48:00 PM	3.8	40.7
11/03/2015 12:49:00 AM	4.8	43.8
11/03/2015 12:50:00 AM	4.8	46.1
11/03/2015 12:51:00 AM	5.0	45.7
11/03/2015 12:52:00 AM	5.1	46.2
11/03/2015 12:53:00 AM	4.3	42.7
11/03/2015 12:54:00 AM	5.2	49.0
11/03/2015 12:55:00 AM	5.1	45.6
11/03/2015 12:56:00 AM	5.1	46.8
11/03/2015 12:57:00 AM	4.7	41.9
11/03/2015 12:58:00 AM	5.1	46.8
11/03/2015 12:59:00 AM	5.3	47.0
11/03/2015 1:00:00 AM	5.3	46.9
11/03/2015 1:01:00 AM	4.5	42.7
11/03/2015 1:02:00 AM	4.6	43.6
11/03/2015 1:03:00 AM	4.8	49.0
11/03/2015 1:04:00 AM	5.4	43.4
11/03/2015 1:05:00 AM	4.9	45.1
11/03/2015 1:06:00 AM	4.7	44.9
11/03/2015 1:07:00 AM	4.8	44.3
11/03/2015 1:08:00 AM	5.3	50.9
11/03/2015 1:09:00 AM	5.5	47.8
11/03/2015 1:10:00 AM	4.0	41.8
11/03/2015 1:11:00 AM	4.7	45.2
11/03/2015 1:12:00 AM	4.6	43.0
11/03/2015 1:13:00 AM	5.1	47.0
11/03/2015 1:14:00 AM	4.4	45.7
11/03/2015 1:17:00 AM	4.0	44.3
11/03/2015 1:24:00 AM	3.7	38.8

11/03/2015 1:30:00 AM	3.8	39.6
11/03/2015 1:31:00 AM	3.7	40.3
11/03/2015 1:34:00 AM	3.8	42.8
11/03/2015 1:36:00 AM	3.7	38.2
11/03/2015 1:38:00 AM	3.5	39.1
11/03/2015 1:40:00 AM	3.7	40.3
11/03/2015 1:41:00 AM	4.1	41.2
11/03/2015 1:42:00 AM	3.8	40.0
11/03/2015 1:43:00 AM	4.1	42.3
11/03/2015 1:44:00 AM	4.2	41.8
11/03/2015 1:45:00 AM	4.0	42.6
11/03/2015 1:46:00 AM	3.6	38.2
11/03/2015 1:47:00 AM	3.7	42.7
11/03/2015 1:48:00 AM	3.9	38.7
11/03/2015 1:51:00 AM	4.3	42.3
11/03/2015 1:52:00 AM	4.0	43.2
11/03/2015 1:53:00 AM	4.5	40.2
11/03/2015 1:54:00 AM	3.9	41.5
11/03/2015 1:55:00 AM	3.6	39.4
11/03/2015 1:58:00 AM	3.5	40.4
11/03/2015 1:59:00 AM	3.5	37.8
11/03/2015 2:00:00 AM	3.7	39.4
11/03/2015 2:05:00 AM	3.6	39.2
11/03/2015 11:52:00 PM	3.5	35.8
11/04/2015 1:51:00 AM	3.6	35.2
11/04/2015 1:52:00 AM	3.7	37.7
11/04/2015 1:53:00 AM	3.5	34.0
11/04/2015 2:13:00 AM	3.8	35.3
11/04/2015 2:14:00 AM	3.7	35.2
11/04/2015 2:15:00 AM	3.7	35.5
11/04/2015 2:16:00 AM	3.7	36.0
11/04/2015 2:17:00 AM	3.5	36.2
11/04/2015 2:20:00 AM	3.6	33.3
11/04/2015 2:21:00 AM	3.7	34.7
11/04/2015 2:22:00 AM	3.7	37.0
11/04/2015 2:23:00 AM	3.7	34.5
11/04/2015 2:24:00 AM	4.0	34.8
11/04/2015 2:25:00 AM	4.0	34.6
11/04/2015 2:26:00 AM	4.0	35.0
11/04/2015 2:27:00 AM	3.9	34.7
11/04/2015 2:28:00 AM	4.1	34.9
11/04/2015 2:29:00 AM	4.1	35.4
11/04/2015 2:30:00 AM	4.2	35.2
11/04/2015 2:31:00 AM	3.9	34.8
11/04/2015 2:32:00 AM	4.0	35.4
11/04/2015 2:33:00 AM	4.0	35.4
11/04/2015 2:34:00 AM	4.0	35.5
11/04/2015 2:35:00 AM	4.1	36.3
11/04/2015 2:36:00 AM	4.4	36.9
11/04/2015 2:37:00 AM	4.3	36.8
11/04/2015 2:38:00 AM	4.4	36.0
11/04/2015 2:39:00 AM	4.1	36.2
11/04/2015 2:40:00 AM	4.2	35.9
11/04/2015 2:41:00 AM	4.3	36.4
11/04/2015 2:42:00 AM	4.3	36.0

11/04/2015 2:43:00 AM	4.3	35.9
11/04/2015 2:44:00 AM	4.2	35.7
11/04/2015 2:45:00 AM	4.0	35.9
11/04/2015 2:46:00 AM	4.2	36.4
11/04/2015 2:47:00 AM	4.2	36.4
11/04/2015 2:48:00 AM	4.4	36.1
11/04/2015 2:49:00 AM	4.2	36.7
11/04/2015 2:50:00 AM	4.3	36.0
11/04/2015 2:51:00 AM	4.1	36.5
11/04/2015 2:52:00 AM	3.8	37.4
11/04/2015 2:53:00 AM	4.1	39.5
11/04/2015 2:54:00 AM	4.0	39.6
11/04/2015 2:55:00 AM	3.7	38.9
11/04/2015 2:56:00 AM	4.1	38.6
11/04/2015 2:57:00 AM	3.9	38.4
11/04/2015 2:58:00 AM	3.8	38.8
11/04/2015 2:59:00 AM	4.0	38.5
11/04/2015 3:00:00 AM	3.9	37.5
11/04/2015 3:01:00 AM	4.0	38.2
11/04/2015 3:02:00 AM	4.1	38.0
11/04/2015 3:03:00 AM	4.1	38.7
11/04/2015 3:04:00 AM	4.0	35.6
11/04/2015 3:05:00 AM	3.9	35.2
11/04/2015 3:06:00 AM	4.2	36.3
11/04/2015 3:07:00 AM	4.4	37.3
11/04/2015 3:08:00 AM	4.3	38.0
11/04/2015 3:09:00 AM	4.3	36.2
11/04/2015 3:10:00 AM	4.1	35.6
11/04/2015 3:11:00 AM	3.7	34.8
11/04/2015 3:12:00 AM	3.7	35.1
11/04/2015 3:14:00 AM	3.5	34.4
11/04/2015 3:16:00 AM	3.5	34.3
11/04/2015 3:22:00 AM	3.6	35.5
11/04/2015 3:23:00 AM	3.6	35.5
11/04/2015 3:24:00 AM	3.6	36.2
11/04/2015 3:25:00 AM	3.6	35.7
11/04/2015 3:26:00 AM	3.7	36.7
11/04/2015 3:27:00 AM	3.9	36.8
11/04/2015 3:28:00 AM	3.9	36.9
11/04/2015 3:29:00 AM	3.9	35.9
11/04/2015 3:30:00 AM	3.8	36.3
11/04/2015 3:31:00 AM	4.1	36.7
11/04/2015 3:32:00 AM	4.3	37.7
11/04/2015 3:33:00 AM	3.9	35.7
11/04/2015 3:34:00 AM	3.8	36.5
11/04/2015 3:35:00 AM	4.4	38.2
11/04/2015 3:36:00 AM	4.2	36.5
11/04/2015 3:37:00 AM	4.3	36.2
11/04/2015 3:38:00 AM	4.2	36.1
11/04/2015 3:39:00 AM	4.1	36.4
11/04/2015 3:40:00 AM	4.2	36.3
11/04/2015 3:41:00 AM	4.2	36.2
11/04/2015 3:42:00 AM	4.7	39.9
11/04/2015 3:43:00 AM	4.5	37.7
11/04/2015 3:44:00 AM	4.3	37.6

11/04/2015 3:45:00 AM	4.5	39.1
11/04/2015 3:46:00 AM	4.6	38.3
11/04/2015 3:47:00 AM	4.6	39.2
11/04/2015 3:48:00 AM	4.5	37.9
11/04/2015 3:49:00 AM	4.6	38.7
11/04/2015 3:50:00 AM	4.7	38.7
11/04/2015 3:51:00 AM	4.5	37.5
11/04/2015 3:52:00 AM	4.3	37.0
11/04/2015 3:53:00 AM	4.4	38.0
11/04/2015 3:54:00 AM	4.4	37.3
11/04/2015 3:55:00 AM	4.4	37.6
11/04/2015 3:56:00 AM	4.5	37.9
11/04/2015 3:57:00 AM	4.4	37.8
11/04/2015 3:58:00 AM	4.2	37.6
11/04/2015 3:59:00 AM	4.3	39.4
11/04/2015 4:00:00 AM	4.3	38.4
11/04/2015 4:01:00 AM	4.3	39.2
11/04/2015 4:02:00 AM	4.6	41.3
11/04/2015 4:03:00 AM	4.6	41.5
11/04/2015 4:04:00 AM	4.5	41.4
11/04/2015 4:05:00 AM	4.6	41.9
11/04/2015 4:06:00 AM	4.6	41.9
11/04/2015 4:07:00 AM	4.7	42.3
11/04/2015 4:08:00 AM	4.5	42.3
11/04/2015 4:09:00 AM	5.2	44.0
11/04/2015 4:10:00 AM	4.8	42.0
11/04/2015 4:11:00 AM	5.0	42.2
11/04/2015 4:12:00 AM	5.0	42.7
11/04/2015 4:13:00 AM	4.7	41.4
11/04/2015 4:14:00 AM	4.5	42.3
11/04/2015 4:15:00 AM	4.6	41.4
11/04/2015 4:16:00 AM	4.3	40.9
11/04/2015 4:17:00 AM	4.4	41.2
11/04/2015 4:18:00 AM	4.6	41.0
11/04/2015 4:19:00 AM	4.3	41.2
11/04/2015 4:20:00 AM	4.4	44.5
11/04/2015 4:22:00 AM	4.4	42.1
11/04/2015 4:23:00 AM	4.6	41.3
11/04/2015 4:24:00 AM	4.2	40.3
11/04/2015 4:25:00 AM	3.9	40.8
11/04/2015 4:26:00 AM	4.3	42.3
11/04/2015 4:27:00 AM	4.2	40.6
11/04/2015 4:28:00 AM	4.5	41.0
11/04/2015 4:29:00 AM	4.5	41.4
11/04/2015 4:30:00 AM	4.6	41.6
11/04/2015 4:31:00 AM	4.4	41.7
11/04/2015 4:32:00 AM	3.9	40.6
11/04/2015 4:33:00 AM	3.8	40.0
11/04/2015 4:34:00 AM	3.6	39.4
11/04/2015 4:35:00 AM	3.9	39.2
11/04/2015 4:36:00 AM	3.8	39.1
11/04/2015 4:37:00 AM	4.0	39.5
11/04/2015 4:38:00 AM	4.1	39.1
11/04/2015 4:39:00 AM	3.8	38.6
11/04/2015 4:40:00 AM	4.3	39.8

11/04/2015 4:41:00 AM	4.1	40.2
11/04/2015 4:42:00 AM	4.7	40.7
11/04/2015 4:43:00 AM	4.4	39.8
11/04/2015 4:44:00 AM	4.0	39.8
11/04/2015 4:45:00 AM	4.4	39.3
11/04/2015 4:46:00 AM	4.4	39.0
11/04/2015 4:47:00 AM	4.5	39.9
11/04/2015 4:48:00 AM	4.1	39.0
11/04/2015 4:49:00 AM	3.8	39.3
11/04/2015 4:50:00 AM	4.4	40.3
11/04/2015 4:51:00 AM	4.0	38.9
11/04/2015 4:52:00 AM	3.8	37.7
11/04/2015 4:53:00 AM	3.9	37.7
11/04/2015 4:54:00 AM	3.7	37.3
11/04/2015 4:56:00 AM	3.5	36.9
11/04/2015 10:02:00 PM	4.3	42.0
11/04/2015 10:03:00 PM	4.0	42.3
11/04/2015 10:04:00 PM	4.0	41.8
11/04/2015 10:05:00 PM	3.8	41.1
11/04/2015 10:06:00 PM	3.6	40.1
11/04/2015 10:07:00 PM	3.7	40.0
11/04/2015 10:08:00 PM	3.9	40.0
11/04/2015 10:09:00 PM	4.1	42.5
11/04/2015 10:10:00 PM	3.6	50.3
11/04/2015 10:11:00 PM	3.7	52.5
11/04/2015 10:12:00 PM	4.0	50.3
11/04/2015 10:14:00 PM	4.1	46.8
11/04/2015 10:16:00 PM	4.2	49.0
11/04/2015 10:17:00 PM	4.1	42.8
11/04/2015 10:18:00 PM	3.8	41.2
11/04/2015 10:19:00 PM	3.9	43.0
11/04/2015 10:20:00 PM	3.7	40.5
11/04/2015 10:21:00 PM	3.7	40.2
11/04/2015 10:48:00 PM	3.7	36.3
11/04/2015 10:49:00 PM	3.6	35.0
11/04/2015 10:50:00 PM	3.6	35.1
11/04/2015 10:51:00 PM	4.0	35.0
11/04/2015 10:52:00 PM	3.9	35.3
11/04/2015 10:53:00 PM	4.1	35.4
11/04/2015 10:54:00 PM	3.7	35.0
11/04/2015 10:55:00 PM	3.9	36.6
11/04/2015 10:56:00 PM	4.6	38.7
11/04/2015 10:57:00 PM	4.1	37.6
11/04/2015 10:58:00 PM	4.3	38.6
11/04/2015 10:59:00 PM	4.2	37.1
11/04/2015 11:00:00 PM	3.8	37.4
11/04/2015 11:01:00 PM	4.0	38.5
11/04/2015 11:02:00 PM	4.0	38.4
11/04/2015 11:03:00 PM	3.6	37.7
11/04/2015 11:04:00 PM	3.6	37.8
11/04/2015 11:05:00 PM	3.9	38.2
11/04/2015 11:06:00 PM	3.8	37.8
11/05/2015 12:08:00 AM	3.5	39.9
11/05/2015 12:49:00 AM	3.6	38.0
11/05/2015 12:52:00 AM	3.9	38.9

11/05/2015 12:54:00 AM	3.9	39.6
11/05/2015 12:55:00 AM	3.7	38.8
11/05/2015 12:58:00 AM	3.5	39.0
11/05/2015 12:59:00 AM	3.7	39.5
11/05/2015 1:00:00 AM	3.6	38.8
11/05/2015 1:03:00 AM	3.6	39.2
11/05/2015 1:06:00 AM	3.7	38.2
11/06/2015 10:00:00 PM	6.0	47.2
11/06/2015 10:01:00 PM	4.8	43.1
11/06/2015 10:02:00 PM	5.5	45.8
11/06/2015 10:03:00 PM	5.8	47.0
11/06/2015 10:04:00 PM	5.4	46.5
11/06/2015 10:05:00 PM	4.9	42.8
11/06/2015 10:06:00 PM	5.2	42.9
11/06/2015 10:07:00 PM	5.2	48.2
11/06/2015 10:08:00 PM	6.9	51.8
11/06/2015 10:09:00 PM	6.8	51.6
11/06/2015 10:10:00 PM	6.0	47.7
11/06/2015 10:11:00 PM	5.7	46.5
11/06/2015 10:12:00 PM	6.4	51.9
11/06/2015 10:13:00 PM	6.5	49.7
11/06/2015 10:14:00 PM	5.4	45.8
11/06/2015 10:16:00 PM	6.6	49.8
11/06/2015 10:17:00 PM	6.4	50.2
11/06/2015 10:18:00 PM	7.0	52.5
11/06/2015 10:19:00 PM	5.4	45.7
11/06/2015 10:20:00 PM	5.4	45.8
11/06/2015 10:21:00 PM	6.1	48.9
11/06/2015 10:22:00 PM	5.9	46.2
11/06/2015 10:23:00 PM	5.3	43.1
11/06/2015 10:24:00 PM	4.6	41.2
11/06/2015 10:25:00 PM	4.2	39.5
11/06/2015 10:26:00 PM	4.0	38.7
11/06/2015 10:27:00 PM	4.5	43.2
11/06/2015 10:28:00 PM	5.3	44.4
11/06/2015 10:29:00 PM	5.3	44.9
11/06/2015 10:30:00 PM	5.6	46.0
11/06/2015 10:31:00 PM	6.4	49.2
11/06/2015 10:32:00 PM	6.2	48.9
11/06/2015 10:33:00 PM	7.0	52.3
11/06/2015 10:34:00 PM	7.2	53.8
11/06/2015 10:35:00 PM	6.6	51.0
11/06/2015 10:36:00 PM	5.3	46.7
11/06/2015 10:37:00 PM	6.1	49.3
11/06/2015 10:40:00 PM	6.7	51.1
11/06/2015 10:41:00 PM	6.0	48.7
11/06/2015 10:42:00 PM	5.3	46.3
11/06/2015 10:43:00 PM	6.2	49.8
11/06/2015 10:44:00 PM	5.9	47.0
11/06/2015 10:45:00 PM	5.2	42.9
11/06/2015 10:47:00 PM	6.6	52.3
11/06/2015 10:48:00 PM	5.8	48.8
11/06/2015 10:49:00 PM	6.8	51.7
11/06/2015 10:50:00 PM	5.7	46.5
11/06/2015 10:51:00 PM	6.1	51.3

11/06/2015 10:52:00 PM	6.6	52.9
11/06/2015 10:53:00 PM	7.3	52.8
11/06/2015 10:54:00 PM	6.9	51.8
11/06/2015 10:55:00 PM	7.0	52.3
11/06/2015 10:56:00 PM	6.9	50.6
11/06/2015 10:57:00 PM	5.8	49.7
11/06/2015 10:58:00 PM	6.3	49.5
11/06/2015 10:59:00 PM	6.3	48.5
11/06/2015 11:00:00 PM	5.9	47.3
11/06/2015 11:01:00 PM	5.2	45.6
11/06/2015 11:02:00 PM	5.9	49.1
11/06/2015 11:03:00 PM	5.8	47.1
11/06/2015 11:04:00 PM	6.0	50.4
11/06/2015 11:05:00 PM	6.3	49.0
11/06/2015 11:06:00 PM	5.8	47.7
11/06/2015 11:07:00 PM	6.9	51.3
11/06/2015 11:08:00 PM	6.9	51.3
11/06/2015 11:09:00 PM	6.5	51.2
11/06/2015 11:10:00 PM	6.1	50.0
11/06/2015 11:11:00 PM	6.7	51.2
11/06/2015 11:12:00 PM	6.7	51.5
11/06/2015 11:13:00 PM	6.4	51.8
11/06/2015 11:14:00 PM	7.1	53.3
11/06/2015 11:15:00 PM	7.1	53.1
11/06/2015 11:16:00 PM	7.3	53.5
11/06/2015 11:17:00 PM	7.2	52.5
11/06/2015 11:18:00 PM	6.6	50.7
11/06/2015 11:21:00 PM	6.9	51.5
11/06/2015 11:22:00 PM	6.1	49.5
11/06/2015 11:45:00 PM	5.0	41.5
11/06/2015 11:46:00 PM	4.9	42.7
11/06/2015 11:47:00 PM	5.7	46.0
11/06/2015 11:48:00 PM	5.6	45.7
11/06/2015 11:49:00 PM	4.9	42.5
11/06/2015 11:50:00 PM	4.9	43.2
11/06/2015 11:51:00 PM	5.0	45.7
11/06/2015 11:52:00 PM	6.0	48.9
11/06/2015 11:53:00 PM	5.7	47.1
11/06/2015 11:54:00 PM	6.5	51.7
11/06/2015 11:55:00 PM	6.3	49.7
11/06/2015 11:58:00 PM	6.8	50.2
11/06/2015 11:59:00 PM	6.4	48.8
11/07/2015 12:00:00 AM	6.6	51.2
11/07/2015 12:02:00 AM	6.7	50.5
11/07/2015 12:03:00 AM	6.0	47.8
11/07/2015 12:04:00 AM	6.5	51.2
11/07/2015 12:05:00 AM	5.7	47.1
11/07/2015 12:06:00 AM	5.5	44.9
11/07/2015 12:07:00 AM	5.6	46.7
11/07/2015 12:08:00 AM	5.7	45.5
11/07/2015 12:09:00 AM	6.7	52.5
11/07/2015 12:10:00 AM	5.9	47.5
11/07/2015 12:11:00 AM	5.7	50.8
11/07/2015 12:12:00 AM	5.8	47.6
11/07/2015 12:13:00 AM	5.7	48.0

11/07/2015 12:14:00 AM	5.8	46.1
11/07/2015 12:15:00 AM	4.7	44.0
11/07/2015 12:16:00 AM	6.0	48.8
11/07/2015 12:17:00 AM	5.5	46.0
11/07/2015 12:18:00 AM	5.3	43.7
11/07/2015 12:19:00 AM	4.4	40.6
11/07/2015 12:20:00 AM	4.7	42.3
11/07/2015 12:21:00 AM	5.3	43.9
11/07/2015 12:22:00 AM	5.8	45.5
11/07/2015 12:23:00 AM	5.8	46.8
11/07/2015 12:24:00 AM	6.3	49.8
11/07/2015 12:25:00 AM	5.6	45.2
11/07/2015 12:26:00 AM	4.5	42.9
11/07/2015 12:27:00 AM	5.4	44.3
11/07/2015 12:28:00 AM	4.2	39.6
11/07/2015 12:29:00 AM	4.5	40.4
11/07/2015 12:30:00 AM	6.0	49.6
11/07/2015 12:31:00 AM	6.2	47.1
11/07/2015 12:32:00 AM	4.5	40.9
11/07/2015 12:33:00 AM	5.1	43.8
11/07/2015 12:34:00 AM	5.3	46.1
11/07/2015 12:35:00 AM	6.5	51.5
11/07/2015 12:36:00 AM	6.0	45.8
11/07/2015 12:37:00 AM	4.9	41.7
11/07/2015 12:38:00 AM	5.1	42.5
11/07/2015 12:39:00 AM	4.8	42.6
11/07/2015 12:40:00 AM	5.0	41.5
11/07/2015 12:41:00 AM	4.5	40.2
11/07/2015 12:42:00 AM	4.3	40.7
11/07/2015 12:43:00 AM	5.6	47.5
11/07/2015 12:44:00 AM	6.4	47.5
11/07/2015 12:45:00 AM	5.5	44.7
11/07/2015 12:46:00 AM	6.3	48.8
11/07/2015 12:47:00 AM	6.7	50.9
11/07/2015 12:48:00 AM	5.7	44.7
11/07/2015 12:49:00 AM	5.8	47.3
11/07/2015 12:50:00 AM	6.4	49.0
11/07/2015 12:51:00 AM	5.7	45.8
11/07/2015 12:52:00 AM	5.5	44.9
11/07/2015 12:53:00 AM	6.2	46.2
11/07/2015 12:54:00 AM	6.1	47.5
11/07/2015 12:55:00 AM	5.7	47.1
11/07/2015 12:56:00 AM	5.8	44.4
11/07/2015 12:57:00 AM	4.4	39.1
11/07/2015 12:58:00 AM	4.9	42.1
11/07/2015 12:59:00 AM	5.2	44.7
11/07/2015 1:00:00 AM	5.2	44.3
11/07/2015 1:01:00 AM	5.2	43.4
11/07/2015 1:02:00 AM	5.1	41.1
11/07/2015 1:03:00 AM	4.6	41.0
11/07/2015 1:04:00 AM	5.0	42.4
11/07/2015 1:05:00 AM	5.3	44.0
11/07/2015 1:06:00 AM	5.3	44.5
11/07/2015 1:07:00 AM	6.2	48.0
11/07/2015 1:08:00 AM	6.1	47.1

11/07/2015 1:09:00 AM	5.9	48.0
11/07/2015 1:10:00 AM	5.6	45.5
11/07/2015 1:11:00 AM	4.8	41.5
11/07/2015 1:12:00 AM	4.4	39.8
11/07/2015 1:13:00 AM	5.1	45.2
11/07/2015 1:14:00 AM	5.2	43.7
11/07/2015 1:15:00 AM	4.2	38.4
11/07/2015 1:16:00 AM	5.3	44.3
11/07/2015 1:17:00 AM	5.4	42.7
11/07/2015 1:18:00 AM	4.6	40.8
11/07/2015 1:19:00 AM	4.8	43.4
11/07/2015 1:20:00 AM	5.8	47.3
11/07/2015 1:21:00 AM	7.4	54.0
11/07/2015 1:22:00 AM	6.7	51.2
11/07/2015 1:23:00 AM	6.7	51.4
11/07/2015 1:24:00 AM	6.2	47.3
11/07/2015 1:25:00 AM	5.3	47.6
11/07/2015 1:26:00 AM	6.9	50.9
11/07/2015 1:28:00 AM	6.9	52.7
11/07/2015 1:29:00 AM	6.8	52.3
11/07/2015 1:30:00 AM	6.7	49.8
11/07/2015 1:31:00 AM	5.7	46.8
11/07/2015 1:32:00 AM	5.7	45.5
11/07/2015 1:33:00 AM	5.6	45.7
11/07/2015 1:34:00 AM	5.1	43.8
11/07/2015 1:35:00 AM	4.7	40.7
11/07/2015 1:36:00 AM	4.0	36.0
11/07/2015 1:37:00 AM	3.8	36.4
11/07/2015 1:38:00 AM	3.9	37.6
11/07/2015 1:39:00 AM	5.3	46.9
11/07/2015 1:40:00 AM	5.2	43.7
11/07/2015 1:41:00 AM	5.3	43.3
11/07/2015 1:42:00 AM	4.8	41.9
11/07/2015 1:43:00 AM	5.3	45.8
11/07/2015 1:44:00 AM	4.9	42.4
11/07/2015 1:45:00 AM	4.8	40.8
11/07/2015 1:46:00 AM	4.2	39.6
11/07/2015 1:47:00 AM	4.9	46.2
11/07/2015 1:48:00 AM	5.5	45.3
11/07/2015 1:49:00 AM	4.8	41.1
11/07/2015 1:50:00 AM	5.4	46.1
11/07/2015 1:51:00 AM	5.2	44.5
11/07/2015 1:52:00 AM	5.6	47.1
11/07/2015 1:53:00 AM	5.8	48.0
11/07/2015 1:54:00 AM	6.2	50.5
11/07/2015 1:55:00 AM	5.4	43.9
11/07/2015 1:56:00 AM	5.2	44.8
11/07/2015 1:57:00 AM	5.6	46.5
11/07/2015 1:58:00 AM	6.0	45.6
11/07/2015 1:59:00 AM	4.9	42.9
11/07/2015 2:00:00 AM	4.9	42.3
11/07/2015 2:01:00 AM	5.4	45.9
11/07/2015 2:02:00 AM	6.2	48.7
11/07/2015 2:03:00 AM	4.7	40.0
11/07/2015 2:04:00 AM	5.4	44.5

11/07/2015 2:05:00 AM	4.9	41.9
11/07/2015 2:06:00 AM	5.4	47.2
11/07/2015 2:07:00 AM	6.6	50.0
11/07/2015 2:08:00 AM	6.8	50.3
11/07/2015 2:09:00 AM	5.6	46.3
11/07/2015 2:10:00 AM	5.7	46.7
11/07/2015 2:11:00 AM	5.0	42.3
11/07/2015 2:12:00 AM	5.5	46.8
11/07/2015 2:13:00 AM	5.6	46.6
11/07/2015 2:14:00 AM	5.6	46.0
11/07/2015 2:15:00 AM	4.6	40.5
11/07/2015 2:16:00 AM	5.2	44.0
11/07/2015 2:17:00 AM	5.0	42.5
11/07/2015 2:18:00 AM	4.8	39.9
11/07/2015 2:19:00 AM	4.4	40.5
11/07/2015 2:20:00 AM	5.0	46.2
11/07/2015 2:21:00 AM	6.0	46.3
11/07/2015 2:22:00 AM	5.2	44.2
11/07/2015 2:23:00 AM	5.1	42.0
11/07/2015 2:24:00 AM	4.5	40.6
11/07/2015 2:25:00 AM	5.0	42.4
11/07/2015 2:26:00 AM	4.5	40.0
11/07/2015 2:27:00 AM	4.1	38.7
11/07/2015 2:28:00 AM	4.9	43.7
11/07/2015 2:29:00 AM	4.6	41.1
11/07/2015 2:30:00 AM	4.1	40.4
11/07/2015 2:32:00 AM	5.4	44.4
11/07/2015 2:33:00 AM	5.8	47.8
11/07/2015 2:34:00 AM	5.7	46.1
11/07/2015 2:35:00 AM	5.2	42.0
11/07/2015 2:36:00 AM	4.9	41.8
11/07/2015 2:37:00 AM	4.7	42.1
11/07/2015 2:38:00 AM	6.0	49.0
11/07/2015 2:39:00 AM	5.9	48.8
11/07/2015 2:40:00 AM	5.1	43.3
11/07/2015 2:41:00 AM	5.2	42.9
11/07/2015 2:42:00 AM	5.4	44.7
11/07/2015 2:43:00 AM	5.9	47.8
11/07/2015 2:44:00 AM	5.6	47.0
11/07/2015 2:45:00 AM	4.2	37.8
11/07/2015 2:46:00 AM	3.8	36.1
11/07/2015 2:47:00 AM	4.3	39.3
11/07/2015 2:48:00 AM	4.6	41.3
11/07/2015 2:49:00 AM	4.6	38.8
11/07/2015 2:50:00 AM	4.5	40.8
11/07/2015 2:51:00 AM	5.1	44.6
11/07/2015 2:52:00 AM	5.8	47.4
11/07/2015 2:53:00 AM	5.1	43.0
11/07/2015 2:54:00 AM	4.6	41.2
11/07/2015 2:55:00 AM	4.0	38.1
11/07/2015 2:56:00 AM	4.1	39.1
11/07/2015 2:57:00 AM	4.9	42.0
11/07/2015 2:58:00 AM	4.7	40.8
11/07/2015 2:59:00 AM	4.7	38.8
11/07/2015 3:00:00 AM	5.4	46.4

11/07/2015 3:01:00 AM	4.9	42.8
11/07/2015 3:02:00 AM	5.7	46.3
11/07/2015 3:03:00 AM	5.1	43.1
11/07/2015 3:04:00 AM	5.0	42.3
11/07/2015 3:05:00 AM	4.8	42.1
11/07/2015 3:06:00 AM	5.7	46.8
11/07/2015 3:07:00 AM	5.4	43.4
11/07/2015 3:08:00 AM	5.2	42.8
11/07/2015 3:09:00 AM	5.0	42.9
11/07/2015 3:10:00 AM	5.1	40.5
11/07/2015 3:11:00 AM	4.7	40.2
11/07/2015 3:12:00 AM	5.4	44.7
11/07/2015 3:13:00 AM	5.5	44.0
11/07/2015 3:14:00 AM	4.7	40.6
11/07/2015 3:16:00 AM	4.3	42.0
11/07/2015 3:17:00 AM	5.2	44.1
11/07/2015 3:18:00 AM	4.8	40.6
11/07/2015 3:19:00 AM	5.1	41.4
11/07/2015 3:20:00 AM	5.3	44.8
11/07/2015 3:21:00 AM	5.6	45.0
11/07/2015 3:22:00 AM	5.5	42.3
11/07/2015 3:23:00 AM	5.0	42.5
11/07/2015 3:24:00 AM	6.1	48.5
11/07/2015 3:25:00 AM	5.9	48.5
11/07/2015 3:26:00 AM	5.4	44.5
11/07/2015 3:27:00 AM	5.5	44.9
11/07/2015 3:28:00 AM	4.8	42.6
11/07/2015 3:29:00 AM	5.8	45.5
11/07/2015 3:30:00 AM	5.4	44.5
11/07/2015 3:31:00 AM	5.7	45.1
11/07/2015 3:32:00 AM	5.8	45.4
11/07/2015 3:33:00 AM	4.8	40.7
11/07/2015 3:34:00 AM	5.5	46.7
11/07/2015 3:35:00 AM	6.4	48.7
11/07/2015 3:36:00 AM	5.7	44.0
11/07/2015 3:37:00 AM	5.4	43.4
11/07/2015 3:38:00 AM	5.3	46.8
11/07/2015 3:39:00 AM	5.8	44.8
11/07/2015 3:40:00 AM	4.5	38.9
11/07/2015 3:41:00 AM	4.9	41.7
11/07/2015 3:42:00 AM	5.4	43.3
11/07/2015 3:43:00 AM	4.4	38.7
11/07/2015 3:44:00 AM	3.8	36.8
11/07/2015 3:45:00 AM	4.5	42.0
11/07/2015 3:46:00 AM	6.0	47.8
11/07/2015 3:47:00 AM	5.7	46.4
11/07/2015 3:48:00 AM	5.0	42.6
11/07/2015 3:49:00 AM	5.2	44.5
11/07/2015 3:50:00 AM	5.1	42.7
11/07/2015 3:51:00 AM	4.9	41.7
11/07/2015 3:52:00 AM	4.1	37.5
11/07/2015 3:53:00 AM	4.3	38.6
11/07/2015 3:54:00 AM	4.6	39.8
11/07/2015 3:55:00 AM	3.9	37.3
11/07/2015 3:56:00 AM	4.3	40.1

11/07/2015 3:57:00 AM	5.0	42.0
11/07/2015 3:58:00 AM	5.4	43.2
11/07/2015 3:59:00 AM	5.1	42.9
11/07/2015 4:00:00 AM	4.8	38.3
11/07/2015 4:01:00 AM	4.4	39.1
11/07/2015 4:02:00 AM	4.9	39.7
11/07/2015 4:03:00 AM	5.8	46.8
11/07/2015 4:04:00 AM	5.5	44.6
11/07/2015 4:05:00 AM	5.0	40.5
11/07/2015 4:06:00 AM	4.1	41.4
11/07/2015 4:07:00 AM	5.7	46.2
11/07/2015 4:08:00 AM	5.2	43.3
11/07/2015 4:09:00 AM	5.3	44.1
11/07/2015 4:10:00 AM	5.0	42.8
11/07/2015 4:11:00 AM	5.2	45.1
11/07/2015 4:12:00 AM	5.6	43.7
11/07/2015 4:13:00 AM	4.8	40.5
11/07/2015 4:14:00 AM	4.1	36.8
11/07/2015 4:15:00 AM	3.8	37.1
11/07/2015 4:16:00 AM	4.4	39.2
11/07/2015 4:17:00 AM	4.4	40.2
11/07/2015 4:18:00 AM	5.0	44.3
11/07/2015 4:19:00 AM	5.4	44.3
11/07/2015 4:20:00 AM	5.1	41.6
11/07/2015 4:21:00 AM	5.0	44.1
11/07/2015 4:22:00 AM	5.2	40.2
11/07/2015 4:23:00 AM	4.4	38.6
11/07/2015 4:24:00 AM	4.2	37.6
11/07/2015 4:25:00 AM	4.7	40.0
11/07/2015 4:26:00 AM	4.5	39.3
11/07/2015 4:27:00 AM	5.3	46.0
11/07/2015 4:28:00 AM	4.7	39.9
11/07/2015 4:29:00 AM	4.6	38.7
11/07/2015 4:30:00 AM	4.7	39.1
11/07/2015 4:31:00 AM	4.3	38.8
11/07/2015 4:32:00 AM	4.9	40.4
11/07/2015 4:33:00 AM	4.2	37.7
11/07/2015 4:34:00 AM	4.2	37.3
11/07/2015 4:35:00 AM	4.2	37.4
11/07/2015 4:36:00 AM	3.8	40.0
11/07/2015 4:37:00 AM	5.4	44.7
11/07/2015 4:38:00 AM	4.9	40.9
11/07/2015 4:39:00 AM	4.5	40.1
11/07/2015 4:40:00 AM	4.0	40.1
11/07/2015 4:41:00 AM	3.5	39.2
11/07/2015 4:42:00 AM	3.7	39.6
11/07/2015 4:43:00 AM	4.4	40.6
11/07/2015 4:44:00 AM	3.8	39.2
11/07/2015 4:45:00 AM	4.2	40.4
11/07/2015 4:46:00 AM	4.0	42.0
11/07/2015 4:47:00 AM	4.6	40.9
11/07/2015 4:48:00 AM	4.1	39.9
11/07/2015 4:49:00 AM	4.1	39.7
11/07/2015 4:50:00 AM	4.5	41.7
11/07/2015 4:51:00 AM	4.6	40.7

11/07/2015 4:52:00 AM	3.6	39.5
11/07/2015 4:54:00 AM	4.2	39.3
11/07/2015 4:55:00 AM	4.5	40.9
11/07/2015 4:56:00 AM	4.2	39.4
11/07/2015 4:57:00 AM	4.0	39.4
11/07/2015 4:58:00 AM	4.3	40.0
11/07/2015 4:59:00 AM	4.2	40.6
11/07/2015 10:00:00 PM	5.7	46.0
11/07/2015 10:01:00 PM	5.3	46.4
11/07/2015 10:02:00 PM	5.9	44.9
11/07/2015 10:03:00 PM	5.8	48.1
11/07/2015 10:04:00 PM	6.5	49.3
11/07/2015 10:06:00 PM	6.3	47.4
11/07/2015 10:07:00 PM	6.1	46.7
11/07/2015 10:08:00 PM	5.3	43.4
11/07/2015 10:09:00 PM	4.9	43.0
11/07/2015 10:10:00 PM	4.7	43.2
11/07/2015 10:11:00 PM	5.0	42.3
11/07/2015 10:12:00 PM	4.9	42.7
11/07/2015 10:13:00 PM	5.1	43.5
11/07/2015 10:14:00 PM	5.5	43.7
11/07/2015 10:15:00 PM	5.2	43.8
11/07/2015 10:16:00 PM	5.1	43.8
11/07/2015 10:17:00 PM	5.5	46.8
11/07/2015 10:18:00 PM	7.4	53.5
11/07/2015 10:19:00 PM	6.4	49.3
11/07/2015 10:20:00 PM	6.4	49.2
11/07/2015 10:22:00 PM	6.0	45.8
11/07/2015 10:23:00 PM	5.4	44.0
11/07/2015 10:24:00 PM	5.2	45.5
11/07/2015 10:25:00 PM	5.6	48.9
11/07/2015 10:26:00 PM	7.0	54.2
11/07/2015 10:28:00 PM	5.1	48.1
11/07/2015 10:29:00 PM	5.5	52.0
11/07/2015 10:30:00 PM	6.6	50.3
11/07/2015 10:31:00 PM	5.6	51.8
11/07/2015 10:32:00 PM	6.8	51.6
11/07/2015 10:33:00 PM	6.5	51.7
11/07/2015 10:35:00 PM	5.7	50.1
11/07/2015 10:37:00 PM	6.6	49.6
11/07/2015 10:38:00 PM	6.0	50.4
11/07/2015 10:44:00 PM	7.2	52.9
11/07/2015 10:45:00 PM	7.4	53.1
11/07/2015 10:47:00 PM	6.6	50.3
11/07/2015 10:48:00 PM	5.7	47.1
11/07/2015 10:55:00 PM	7.2	51.8
11/07/2015 10:58:00 PM	6.9	53.9
11/07/2015 11:01:00 PM	6.4	49.0
11/07/2015 11:02:00 PM	5.5	44.8
11/07/2015 11:03:00 PM	5.5	46.7
11/07/2015 11:04:00 PM	6.1	47.8
11/07/2015 11:05:00 PM	6.0	49.6
11/07/2015 11:06:00 PM	6.6	50.8
11/07/2015 11:07:00 PM	6.5	51.3
11/07/2015 11:08:00 PM	6.9	51.1

11/07/2015 11:10:00 PM	5.7	45.5
11/07/2015 11:11:00 PM	5.9	48.4
11/07/2015 11:12:00 PM	6.1	48.8
11/07/2015 11:13:00 PM	5.9	46.2
11/07/2015 11:14:00 PM	6.4	49.9
11/07/2015 11:15:00 PM	5.6	46.4
11/07/2015 11:16:00 PM	6.2	47.0
11/07/2015 11:17:00 PM	5.6	43.4
11/07/2015 11:18:00 PM	5.3	44.0
11/07/2015 11:19:00 PM	5.1	41.3
11/07/2015 11:20:00 PM	5.4	46.0
11/07/2015 11:21:00 PM	5.9	46.9
11/07/2015 11:22:00 PM	6.5	48.0
11/07/2015 11:23:00 PM	5.4	42.2
11/07/2015 11:24:00 PM	5.1	46.1
11/07/2015 11:25:00 PM	6.0	47.3
11/07/2015 11:26:00 PM	6.4	50.1
11/07/2015 11:27:00 PM	5.6	44.9
11/07/2015 11:28:00 PM	5.5	44.8
11/07/2015 11:29:00 PM	5.8	44.6
11/07/2015 11:30:00 PM	4.6	39.2
11/07/2015 11:31:00 PM	4.9	42.3
11/07/2015 11:32:00 PM	4.7	37.5
11/07/2015 11:33:00 PM	4.4	38.8
11/07/2015 11:34:00 PM	4.8	46.8
11/07/2015 11:36:00 PM	5.5	47.7
11/07/2015 11:37:00 PM	5.8	44.2
11/07/2015 11:38:00 PM	5.3	44.3
11/07/2015 11:39:00 PM	4.9	44.4
11/07/2015 11:40:00 PM	5.8	44.6
11/07/2015 11:41:00 PM	5.7	43.1
11/07/2015 11:42:00 PM	4.9	38.5
11/07/2015 11:43:00 PM	4.3	37.4
11/07/2015 11:44:00 PM	4.4	38.9
11/07/2015 11:45:00 PM	4.2	38.5
11/07/2015 11:46:00 PM	4.8	39.3
11/07/2015 11:47:00 PM	4.8	39.3
11/07/2015 11:48:00 PM	4.3	36.6
11/07/2015 11:49:00 PM	4.6	37.1
11/07/2015 11:50:00 PM	4.4	37.3
11/07/2015 11:51:00 PM	4.3	37.8
11/07/2015 11:52:00 PM	4.3	35.6
11/07/2015 11:53:00 PM	5.0	42.8
11/07/2015 11:54:00 PM	4.9	41.9
11/07/2015 11:55:00 PM	4.8	40.4
11/07/2015 11:56:00 PM	5.4	46.0
11/07/2015 11:57:00 PM	5.1	44.0
11/07/2015 11:58:00 PM	4.8	40.9
11/07/2015 11:59:00 PM	4.8	40.0
11/08/2015 12:00:00 AM	5.2	41.3
11/08/2015 12:01:00 AM	4.9	42.2
11/08/2015 12:02:00 AM	5.1	40.8
11/08/2015 12:03:00 AM	4.2	37.4
11/08/2015 12:04:00 AM	5.1	45.3
11/08/2015 12:05:00 AM	5.4	45.0

11/08/2015 12:06:00 AM	4.9	40.3
11/08/2015 12:07:00 AM	3.9	36.9
11/08/2015 12:08:00 AM	4.2	36.9
11/08/2015 12:09:00 AM	4.1	35.8
11/08/2015 12:10:00 AM	4.1	37.4
11/08/2015 12:11:00 AM	3.9	36.8
11/08/2015 12:12:00 AM	3.9	35.5
11/08/2015 12:13:00 AM	3.8	36.4
11/08/2015 12:14:00 AM	4.4	40.9
11/08/2015 12:15:00 AM	4.5	40.9
11/08/2015 12:16:00 AM	3.9	38.7
11/08/2015 12:17:00 AM	4.4	40.1
11/08/2015 12:18:00 AM	5.3	46.0
11/08/2015 12:19:00 AM	4.6	39.6
11/08/2015 12:20:00 AM	4.8	39.5
11/08/2015 12:21:00 AM	4.3	39.2
11/08/2015 12:22:00 AM	5.3	44.8
11/08/2015 12:23:00 AM	5.0	42.4
11/08/2015 12:24:00 AM	4.7	40.4
11/08/2015 12:25:00 AM	4.2	41.3
11/08/2015 12:26:00 AM	4.5	42.5
11/08/2015 12:27:00 AM	4.4	38.0
11/08/2015 12:28:00 AM	4.5	40.1
11/08/2015 12:29:00 AM	5.7	44.7
11/08/2015 12:30:00 AM	5.0	44.9
11/08/2015 12:31:00 AM	5.8	44.2
11/08/2015 12:32:00 AM	4.5	37.1
11/08/2015 12:33:00 AM	4.8	39.2
11/08/2015 12:34:00 AM	4.4	35.7
11/08/2015 12:35:00 AM	4.6	37.3
11/08/2015 12:36:00 AM	4.3	38.2
11/08/2015 12:37:00 AM	5.1	40.7
11/08/2015 12:38:00 AM	4.8	40.9
11/08/2015 12:39:00 AM	5.2	42.0
11/08/2015 12:40:00 AM	4.5	37.3
11/08/2015 12:41:00 AM	4.6	39.1
11/08/2015 12:42:00 AM	4.5	36.7
11/08/2015 12:43:00 AM	4.5	37.6
11/08/2015 12:44:00 AM	4.8	40.6
11/08/2015 12:45:00 AM	4.9	39.8
11/08/2015 12:46:00 AM	4.6	38.4
11/08/2015 12:47:00 AM	4.3	37.3
11/08/2015 12:48:00 AM	5.0	43.6
11/08/2015 12:49:00 AM	5.7	43.5
11/08/2015 12:50:00 AM	5.2	41.1
11/08/2015 12:51:00 AM	5.1	40.2
11/08/2015 12:52:00 AM	4.5	37.6
11/08/2015 12:53:00 AM	4.7	40.2
11/08/2015 12:54:00 AM	5.7	48.0
11/08/2015 12:55:00 AM	5.8	45.6
11/08/2015 12:56:00 AM	5.2	41.2
11/08/2015 12:57:00 AM	5.1	42.2
11/08/2015 12:58:00 AM	5.1	42.2
11/08/2015 12:59:00 AM	4.9	42.8
11/08/2015 1:00:00 AM	4.6	45.2

11/08/2015 1:01:00 AM	6.5	50.8
11/08/2015 1:02:00 AM	7.0	52.9
11/08/2015 1:03:00 AM	6.7	48.6
11/08/2015 1:04:00 AM	5.8	46.2
11/08/2015 1:05:00 AM	4.9	40.7
11/08/2015 1:06:00 AM	5.4	43.8
11/08/2015 1:07:00 AM	4.3	39.0
11/08/2015 1:08:00 AM	4.8	40.8
11/08/2015 1:09:00 AM	4.3	38.3
11/08/2015 1:10:00 AM	4.7	39.5
11/08/2015 1:11:00 AM	4.7	39.8
11/08/2015 1:12:00 AM	6.0	47.3
11/08/2015 1:13:00 AM	6.0	45.3
11/08/2015 1:14:00 AM	5.9	48.0
11/08/2015 1:15:00 AM	5.2	41.7
11/08/2015 1:16:00 AM	4.5	39.8
11/08/2015 1:17:00 AM	4.5	43.1
11/08/2015 1:18:00 AM	4.9	41.2
11/08/2015 1:19:00 AM	5.0	45.3
11/08/2015 1:20:00 AM	5.5	44.4
11/08/2015 1:21:00 AM	5.7	44.8
11/08/2015 1:22:00 AM	4.5	38.6
11/08/2015 1:23:00 AM	4.2	38.5
11/08/2015 1:24:00 AM	5.3	44.2
11/08/2015 1:25:00 AM	5.8	46.7
11/08/2015 1:26:00 AM	5.6	43.3
11/08/2015 1:27:00 AM	5.0	42.7
11/08/2015 1:28:00 AM	5.1	43.1
11/08/2015 1:29:00 AM	5.6	44.6
11/08/2015 1:30:00 AM	5.0	42.4
11/08/2015 1:31:00 AM	5.1	40.9
11/08/2015 1:32:00 AM	5.1	45.2
11/08/2015 1:33:00 AM	5.1	41.6
11/08/2015 1:34:00 AM	4.1	38.7
11/08/2015 1:35:00 AM	4.9	41.9
11/08/2015 1:36:00 AM	4.7	40.3
11/08/2015 1:37:00 AM	4.7	41.0
11/08/2015 1:38:00 AM	5.6	46.5
11/08/2015 1:39:00 AM	5.7	44.6
11/08/2015 1:40:00 AM	4.5	40.4
11/08/2015 1:41:00 AM	5.5	46.0
11/08/2015 1:42:00 AM	6.0	45.9
11/08/2015 1:43:00 AM	4.9	42.2
11/08/2015 1:44:00 AM	4.6	38.9
11/08/2015 1:45:00 AM	4.4	39.1
11/08/2015 1:46:00 AM	4.8	40.9
11/08/2015 1:47:00 AM	5.1	40.1
11/08/2015 1:48:00 AM	5.0	40.6
11/08/2015 1:49:00 AM	4.5	38.9
11/08/2015 1:50:00 AM	4.6	39.8
11/08/2015 1:51:00 AM	5.1	43.2
11/08/2015 1:52:00 AM	4.4	38.5
11/08/2015 1:53:00 AM	4.5	39.6
11/08/2015 1:54:00 AM	4.5	38.8
11/08/2015 1:55:00 AM	5.1	43.3

11/08/2015 1:56:00 AM	5.1	44.1
11/08/2015 1:57:00 AM	5.5	44.6
11/08/2015 1:58:00 AM	5.2	44.6
11/08/2015 1:59:00 AM	5.1	42.0
11/08/2015 2:00:00 AM	4.6	41.3
11/08/2015 2:01:00 AM	4.8	39.1
11/08/2015 2:02:00 AM	4.7	39.7
11/08/2015 2:03:00 AM	4.4	38.8
11/08/2015 2:04:00 AM	4.5	37.9
11/08/2015 2:05:00 AM	4.6	39.0
11/08/2015 2:06:00 AM	4.5	38.6
11/08/2015 2:07:00 AM	4.2	37.7
11/08/2015 2:08:00 AM	4.7	40.0
11/08/2015 2:09:00 AM	4.4	37.4
11/08/2015 2:10:00 AM	4.5	39.1
11/08/2015 2:11:00 AM	4.7	41.5
11/08/2015 2:12:00 AM	4.1	37.3
11/08/2015 2:13:00 AM	4.2	36.5
11/08/2015 2:14:00 AM	4.3	36.5
11/08/2015 2:16:00 AM	4.0	36.6
11/08/2015 2:17:00 AM	4.6	38.4
11/08/2015 2:18:00 AM	4.4	37.8
11/08/2015 2:19:00 AM	3.9	36.1
11/08/2015 2:20:00 AM	4.5	38.6
11/08/2015 2:21:00 AM	4.7	42.0
11/08/2015 2:22:00 AM	4.5	39.7
11/08/2015 2:23:00 AM	4.0	36.8
11/08/2015 2:24:00 AM	4.1	36.8
11/08/2015 2:25:00 AM	4.5	38.3
11/08/2015 2:26:00 AM	4.7	38.8
11/08/2015 2:27:00 AM	4.8	41.5
11/08/2015 2:28:00 AM	4.7	40.2
11/08/2015 2:29:00 AM	4.2	37.4
11/08/2015 2:30:00 AM	4.9	41.6
11/08/2015 2:31:00 AM	4.4	37.8
11/08/2015 2:32:00 AM	4.9	41.4
11/08/2015 2:33:00 AM	4.6	38.4
11/08/2015 2:34:00 AM	4.7	38.7
11/08/2015 2:35:00 AM	4.6	39.7
11/08/2015 2:36:00 AM	5.2	41.3
11/08/2015 2:37:00 AM	4.6	40.8
11/08/2015 2:38:00 AM	4.1	38.1
11/08/2015 2:39:00 AM	4.0	38.7
11/08/2015 2:40:00 AM	3.9	37.7
11/08/2015 2:41:00 AM	4.0	36.9
11/08/2015 2:42:00 AM	3.8	37.0
11/08/2015 2:43:00 AM	4.5	37.4
11/08/2015 2:44:00 AM	4.4	38.0
11/08/2015 2:45:00 AM	5.3	44.3
11/08/2015 2:46:00 AM	5.2	43.8
11/08/2015 2:48:00 AM	4.9	42.4
11/08/2015 2:49:00 AM	4.8	41.2
11/08/2015 2:50:00 AM	4.1	37.4
11/08/2015 2:51:00 AM	4.2	38.2
11/08/2015 2:52:00 AM	3.9	37.0

11/08/2015 2:53:00 AM	3.9	35.7
11/08/2015 2:54:00 AM	4.3	39.4
11/08/2015 2:55:00 AM	4.6	39.0
11/08/2015 2:56:00 AM	4.4	39.2
11/08/2015 2:57:00 AM	4.0	36.8
11/08/2015 2:58:00 AM	3.8	36.4
11/08/2015 2:59:00 AM	4.3	37.1
11/08/2015 3:00:00 AM	4.1	36.4
11/08/2015 3:03:00 AM	3.5	34.5
11/08/2015 3:05:00 AM	3.8	35.7
11/08/2015 3:06:00 AM	4.1	37.2
11/08/2015 3:07:00 AM	3.7	36.0
11/08/2015 3:08:00 AM	4.2	37.3
11/08/2015 3:09:00 AM	3.7	35.5
11/08/2015 3:11:00 AM	3.8	38.3
11/08/2015 3:12:00 AM	5.0	42.5
11/08/2015 3:13:00 AM	3.7	35.1
11/08/2015 3:14:00 AM	4.3	39.2
11/08/2015 3:15:00 AM	4.3	36.7
11/08/2015 3:16:00 AM	4.4	38.5
11/08/2015 3:17:00 AM	4.7	41.6
11/08/2015 3:18:00 AM	4.6	39.8
11/08/2015 3:19:00 AM	4.3	38.6
11/08/2015 3:20:00 AM	4.2	37.3
11/08/2015 3:21:00 AM	4.4	38.0
11/08/2015 3:22:00 AM	4.4	37.8
11/08/2015 3:23:00 AM	4.4	36.9
11/08/2015 3:24:00 AM	4.2	39.3
11/08/2015 3:25:00 AM	4.4	38.0
11/08/2015 3:26:00 AM	4.0	35.9
11/08/2015 3:27:00 AM	4.0	35.8
11/08/2015 3:28:00 AM	3.6	35.3
11/08/2015 3:29:00 AM	4.5	37.6
11/08/2015 3:30:00 AM	4.4	38.0
11/08/2015 3:31:00 AM	4.3	38.1
11/08/2015 3:32:00 AM	4.3	36.5
11/08/2015 3:33:00 AM	4.0	34.6
11/08/2015 3:34:00 AM	4.0	33.4
11/08/2015 3:35:00 AM	3.9	33.6
11/08/2015 3:36:00 AM	4.0	33.5
11/08/2015 3:37:00 AM	3.9	33.9
11/08/2015 3:38:00 AM	4.0	34.2
11/08/2015 3:39:00 AM	3.7	34.6
11/08/2015 3:40:00 AM	3.7	33.4
11/08/2015 3:41:00 AM	3.5	33.7
11/08/2015 3:42:00 AM	3.6	32.9
11/08/2015 3:45:00 AM	4.1	34.6
11/08/2015 3:50:00 AM	3.7	33.7
11/08/2015 4:01:00 AM	3.5	33.4
11/08/2015 4:13:00 AM	3.6	33.6
11/08/2015 4:18:00 AM	3.6	33.7
11/08/2015 4:27:00 AM	3.6	34.6
11/08/2015 10:15:00 PM	3.5	37.5
11/08/2015 10:16:00 PM	3.5	36.1
11/11/2015 1:14:00 AM	3.6	34.0

11/11/2015 1:52:00 AM	3.6	34.8
11/11/2015 1:53:00 AM	3.6	34.7
11/11/2015 10:00:00 PM	4.1	38.3
11/11/2015 10:01:00 PM	3.6	37.1
11/11/2015 10:02:00 PM	4.1	41.0
11/11/2015 10:03:00 PM	4.5	41.3
11/11/2015 10:04:00 PM	4.3	42.9
11/11/2015 10:05:00 PM	4.3	41.1
11/11/2015 10:10:00 PM	3.7	40.9
11/11/2015 10:13:00 PM	3.6	39.3
11/11/2015 10:14:00 PM	3.8	39.0
11/11/2015 10:15:00 PM	4.3	43.1
11/11/2015 10:16:00 PM	4.7	43.0
11/11/2015 10:17:00 PM	4.6	43.2
11/11/2015 10:18:00 PM	4.7	42.9
11/11/2015 10:19:00 PM	4.2	42.7
11/11/2015 10:20:00 PM	5.2	43.7
11/11/2015 10:21:00 PM	4.9	44.7
11/11/2015 10:22:00 PM	4.4	41.1
11/11/2015 10:23:00 PM	4.8	41.6
11/11/2015 10:24:00 PM	4.1	41.6
11/11/2015 10:25:00 PM	5.3	44.7
11/11/2015 10:26:00 PM	5.6	46.7
11/11/2015 10:27:00 PM	6.1	48.3
11/11/2015 10:28:00 PM	5.4	44.4
11/11/2015 10:29:00 PM	6.7	51.5
11/11/2015 10:30:00 PM	6.4	49.4
11/11/2015 10:31:00 PM	5.5	45.8
11/11/2015 10:32:00 PM	4.9	46.9
11/11/2015 10:33:00 PM	6.0	47.6
11/11/2015 10:34:00 PM	5.5	44.7
11/11/2015 10:35:00 PM	6.1	47.2
11/11/2015 10:36:00 PM	5.1	44.7
11/11/2015 10:37:00 PM	5.3	45.4
11/11/2015 10:38:00 PM	5.5	46.0
11/11/2015 10:44:00 PM	5.9	45.3
11/11/2015 10:45:00 PM	5.0	43.3
11/11/2015 10:46:00 PM	6.1	46.7
11/11/2015 10:47:00 PM	5.6	46.7
11/11/2015 10:48:00 PM	5.7	44.7
11/11/2015 10:49:00 PM	5.1	45.1
11/11/2015 10:50:00 PM	5.5	45.1
11/11/2015 10:52:00 PM	5.9	49.8
11/11/2015 10:53:00 PM	5.4	45.6
11/11/2015 10:54:00 PM	5.6	46.9
11/11/2015 10:55:00 PM	4.7	43.9
11/11/2015 10:56:00 PM	6.2	48.8
11/11/2015 10:57:00 PM	6.0	48.9
11/11/2015 10:58:00 PM	6.0	51.9
11/11/2015 10:59:00 PM	5.5	45.8
11/11/2015 11:00:00 PM	5.7	48.5
11/11/2015 11:01:00 PM	6.3	49.7
11/11/2015 11:02:00 PM	5.9	49.0
11/11/2015 11:03:00 PM	6.1	50.9
11/11/2015 11:04:00 PM	6.7	50.5

11/11/2015 11:05:00 PM	5.8	45.7
11/11/2015 11:06:00 PM	5.5	47.1
11/11/2015 11:07:00 PM	5.9	47.9
11/11/2015 11:08:00 PM	5.6	49.8
11/11/2015 11:09:00 PM	6.1	51.7
11/11/2015 11:10:00 PM	6.4	49.6
11/11/2015 11:11:00 PM	5.3	46.9
11/11/2015 11:12:00 PM	5.8	46.3
11/11/2015 11:13:00 PM	6.0	50.0
11/11/2015 11:14:00 PM	5.8	51.0
11/11/2015 11:15:00 PM	6.0	48.7
11/11/2015 11:16:00 PM	5.9	46.1
11/11/2015 11:17:00 PM	6.1	50.5
11/11/2015 11:18:00 PM	6.2	52.4
11/11/2015 11:19:00 PM	6.6	52.3
11/11/2015 11:20:00 PM	6.9	52.6
11/11/2015 11:21:00 PM	6.4	51.7
11/11/2015 11:22:00 PM	6.9	53.4
11/11/2015 11:23:00 PM	7.3	52.5
11/11/2015 11:24:00 PM	6.4	51.4
11/11/2015 11:25:00 PM	6.7	52.9
11/11/2015 11:26:00 PM	6.9	51.3
11/11/2015 11:27:00 PM	5.7	48.5
11/11/2015 11:28:00 PM	6.5	54.0
11/11/2015 11:29:00 PM	7.1	51.5
11/11/2015 11:30:00 PM	6.1	49.5
11/11/2015 11:31:00 PM	6.3	50.4
11/11/2015 11:32:00 PM	5.6	46.2
11/11/2015 11:33:00 PM	5.7	46.3
11/11/2015 11:34:00 PM	5.9	48.6
11/11/2015 11:35:00 PM	5.7	48.0
11/11/2015 11:36:00 PM	6.4	51.4
11/11/2015 11:37:00 PM	6.2	50.2
11/11/2015 11:38:00 PM	5.4	44.8
11/11/2015 11:39:00 PM	5.4	46.4
11/11/2015 11:40:00 PM	5.4	46.4
11/11/2015 11:41:00 PM	5.5	44.6
11/11/2015 11:42:00 PM	4.7	44.4
11/11/2015 11:43:00 PM	5.9	49.8
11/12/2015 2:16:00 AM	6.4	51.1
11/12/2015 2:19:00 AM	6.7	54.1
11/12/2015 2:21:00 AM	6.8	50.0
11/12/2015 2:27:00 AM	6.0	49.8
11/12/2015 2:32:00 AM	6.9	51.0
11/13/2015 10:33:00 PM	7.3	53.7
11/13/2015 11:12:00 PM	7.3	54.0
11/13/2015 11:17:00 PM	7.0	53.9
11/13/2015 11:25:00 PM	6.7	52.1
11/13/2015 11:31:00 PM	6.2	50.8
11/13/2015 11:42:00 PM	6.6	50.4
11/13/2015 11:43:00 PM	6.9	50.8
11/13/2015 11:44:00 PM	6.5	51.4
11/13/2015 11:51:00 PM	7.4	53.6
11/13/2015 11:52:00 PM	6.6	50.8
11/13/2015 11:53:00 PM	7.0	54.1

11/13/2015 11:56:00 PM	6.5	50.2
11/13/2015 11:57:00 PM	6.7	52.1
11/13/2015 11:59:00 PM	6.8	52.3
11/14/2015 12:04:00 AM	7.4	54.1
11/14/2015 12:06:00 AM	7.0	51.8
11/14/2015 12:07:00 AM	7.2	53.3
11/14/2015 12:08:00 AM	7.1	53.8
11/14/2015 12:10:00 AM	5.9	48.7
11/14/2015 12:11:00 AM	6.9	52.8
11/14/2015 12:18:00 AM	7.5	53.3
11/14/2015 12:32:00 AM	7.1	52.7
11/14/2015 12:42:00 AM	6.7	51.0
11/14/2015 12:43:00 AM	6.5	52.0
11/14/2015 12:46:00 AM	7.1	51.5
11/14/2015 12:57:00 AM	6.9	52.3
11/14/2015 1:02:00 AM	6.9	52.9
11/14/2015 1:11:00 AM	7.4	52.7
11/14/2015 1:14:00 AM	7.1	53.4
11/14/2015 1:20:00 AM	6.3	51.4
11/14/2015 1:22:00 AM	7.0	52.5
11/14/2015 1:27:00 AM	7.5	54.0
11/14/2015 1:49:00 AM	7.3	53.8
11/14/2015 2:11:00 AM	7.0	51.9
11/14/2015 2:12:00 AM	6.9	50.5
11/14/2015 2:21:00 AM	6.7	51.7
11/14/2015 2:24:00 AM	6.7	50.8
11/14/2015 2:25:00 AM	6.7	52.3
11/14/2015 2:50:00 AM	7.1	52.7
11/14/2015 2:59:00 AM	6.9	53.5
11/14/2015 3:03:00 AM	7.4	53.5
11/14/2015 3:14:00 AM	6.6	51.6
11/14/2015 3:15:00 AM	6.7	53.7
11/14/2015 3:41:00 AM	7.2	53.1
11/14/2015 3:42:00 AM	6.8	54.1
11/14/2015 3:48:00 AM	6.9	50.8
11/14/2015 3:50:00 AM	7.2	53.2
11/14/2015 3:51:00 AM	6.2	49.3
11/14/2015 3:55:00 AM	7.4	53.6
11/14/2015 3:56:00 AM	6.9	51.5
11/14/2015 4:05:00 AM	6.7	51.7
11/14/2015 4:12:00 AM	6.9	52.7
11/14/2015 4:42:00 AM	6.8	51.9
11/14/2015 4:45:00 AM	7.0	53.5
11/14/2015 4:48:00 AM	7.3	52.9
11/14/2015 4:50:00 AM	6.3	49.7
11/14/2015 4:54:00 AM	6.6	51.7
11/14/2015 4:55:00 AM	5.9	50.3
11/14/2015 10:00:00 PM	4.0	41.7
11/14/2015 10:01:00 PM	3.7	40.8
11/14/2015 10:02:00 PM	3.9	48.7
11/14/2015 10:03:00 PM	3.6	52.4
11/14/2015 10:06:00 PM	3.8	40.5
11/14/2015 10:08:00 PM	5.3	48.2
11/14/2015 10:09:00 PM	3.8	39.8
11/14/2015 10:10:00 PM	3.7	41.5

11/14/2015 10:11:00 PM	3.6	37.8
11/14/2015 10:15:00 PM	3.9	45.2
11/14/2015 10:16:00 PM	4.7	44.0
11/14/2015 10:17:00 PM	3.7	36.7
11/14/2015 10:19:00 PM	3.6	38.2
11/14/2015 10:20:00 PM	3.6	37.0
11/14/2015 10:21:00 PM	3.8	37.7
11/14/2015 10:24:00 PM	4.1	41.9
11/14/2015 10:25:00 PM	5.1	43.1
11/14/2015 10:26:00 PM	4.7	44.0
11/14/2015 10:27:00 PM	4.4	44.0
11/14/2015 10:28:00 PM	3.9	41.5
11/14/2015 10:29:00 PM	4.7	42.9
11/14/2015 10:30:00 PM	3.9	39.1
11/14/2015 10:31:00 PM	4.0	41.6
11/14/2015 10:33:00 PM	4.1	39.8
11/14/2015 10:34:00 PM	3.5	37.3
11/14/2015 10:38:00 PM	4.1	37.8
11/14/2015 10:39:00 PM	3.5	37.3
11/14/2015 10:41:00 PM	4.0	40.9
11/14/2015 10:47:00 PM	4.0	43.1
11/14/2015 10:49:00 PM	3.8	38.9
11/14/2015 10:50:00 PM	4.3	40.2
11/14/2015 10:51:00 PM	4.0	39.9
11/14/2015 10:52:00 PM	3.6	37.9
11/14/2015 10:53:00 PM	4.2	41.9
11/14/2015 10:56:00 PM	3.7	37.1
11/14/2015 10:57:00 PM	3.7	37.2
11/14/2015 10:58:00 PM	3.7	36.5
11/14/2015 11:00:00 PM	3.7	39.7
11/14/2015 11:02:00 PM	3.8	39.7
11/14/2015 11:03:00 PM	4.9	43.2
11/14/2015 11:04:00 PM	5.3	44.8
11/14/2015 11:05:00 PM	4.9	45.0
11/14/2015 11:06:00 PM	4.5	42.6
11/14/2015 11:07:00 PM	3.8	39.2
11/14/2015 11:08:00 PM	4.4	42.0
11/14/2015 11:09:00 PM	4.8	42.8
11/14/2015 11:10:00 PM	4.7	43.0
11/14/2015 11:11:00 PM	4.7	41.3
11/14/2015 11:12:00 PM	4.6	43.8
11/14/2015 11:13:00 PM	4.8	43.7
11/14/2015 11:14:00 PM	5.0	46.6
11/14/2015 11:15:00 PM	5.0	47.3
11/14/2015 11:16:00 PM	5.2	43.6
11/14/2015 11:17:00 PM	5.1	45.4
11/14/2015 11:18:00 PM	4.7	44.0
11/14/2015 11:19:00 PM	4.4	38.5
11/14/2015 11:20:00 PM	4.9	46.3
11/14/2015 11:21:00 PM	4.3	39.5
11/14/2015 11:22:00 PM	4.7	41.6
11/14/2015 11:23:00 PM	5.0	44.3
11/14/2015 11:24:00 PM	4.9	43.3
11/14/2015 11:25:00 PM	5.2	44.9
11/14/2015 11:26:00 PM	5.2	45.2

11/14/2015 11:27:00 PM	4.3	41.8
11/14/2015 11:28:00 PM	4.2	38.9
11/14/2015 11:29:00 PM	4.5	41.8
11/14/2015 11:30:00 PM	4.4	42.2
11/14/2015 11:31:00 PM	4.3	37.7
11/14/2015 11:32:00 PM	4.8	44.6
11/14/2015 11:33:00 PM	3.9	39.6
11/14/2015 11:34:00 PM	5.0	47.0
11/14/2015 11:35:00 PM	4.4	41.0
11/14/2015 11:36:00 PM	4.6	41.4
11/14/2015 11:37:00 PM	4.4	41.4
11/14/2015 11:38:00 PM	5.0	43.6
11/14/2015 11:39:00 PM	3.9	37.0
11/14/2015 11:40:00 PM	4.2	39.7
11/14/2015 11:41:00 PM	4.6	39.2
11/14/2015 11:42:00 PM	3.7	37.7
11/14/2015 11:43:00 PM	3.8	37.8
11/14/2015 11:44:00 PM	4.3	41.0
11/14/2015 11:45:00 PM	4.3	40.5
11/14/2015 11:46:00 PM	4.4	39.5
11/14/2015 11:47:00 PM	4.4	40.8
11/14/2015 11:48:00 PM	4.4	41.1
11/14/2015 11:49:00 PM	4.3	39.5
11/14/2015 11:50:00 PM	4.0	40.7
11/14/2015 11:51:00 PM	4.1	41.6
11/14/2015 11:52:00 PM	5.1	45.6
11/14/2015 11:53:00 PM	4.7	42.7
11/14/2015 11:54:00 PM	5.0	42.7
11/14/2015 11:55:00 PM	4.3	42.3
11/14/2015 11:56:00 PM	4.7	42.1
11/14/2015 11:57:00 PM	5.0	44.6
11/14/2015 11:59:00 PM	4.9	46.3
11/15/2015 12:00:00 AM	5.9	50.0
11/15/2015 12:01:00 AM	5.2	47.8
11/15/2015 12:02:00 AM	5.2	44.3
11/15/2015 12:03:00 AM	4.9	42.8
11/15/2015 12:04:00 AM	4.9	49.5
11/15/2015 12:05:00 AM	5.5	47.0
11/15/2015 12:06:00 AM	5.8	48.9
11/15/2015 12:07:00 AM	5.1	44.2
11/15/2015 12:08:00 AM	5.4	46.4
11/15/2015 12:09:00 AM	5.6	49.6
11/15/2015 12:10:00 AM	5.7	52.1
11/15/2015 12:11:00 AM	4.7	44.0
11/15/2015 12:12:00 AM	5.2	46.8
11/15/2015 12:13:00 AM	4.4	42.3
11/15/2015 12:14:00 AM	5.5	44.9
11/15/2015 12:15:00 AM	5.2	47.6
11/15/2015 12:16:00 AM	4.4	42.3
11/15/2015 12:17:00 AM	4.7	44.9
11/15/2015 12:18:00 AM	5.8	47.7
11/15/2015 12:19:00 AM	4.9	43.5
11/15/2015 12:20:00 AM	5.9	48.8
11/15/2015 12:21:00 AM	4.1	41.5
11/15/2015 12:22:00 AM	4.7	47.7

11/15/2015 12:24:00 AM	5.1	47.0
11/15/2015 12:25:00 AM	5.0	46.3
11/15/2015 12:26:00 AM	4.9	46.0
11/15/2015 12:27:00 AM	4.9	45.2
11/15/2015 12:28:00 AM	5.5	47.8
11/15/2015 12:29:00 AM	4.8	45.4
11/15/2015 12:30:00 AM	4.6	43.9
11/15/2015 12:31:00 AM	5.3	46.7
11/15/2015 12:32:00 AM	5.4	47.3
11/15/2015 12:33:00 AM	4.5	46.2
11/15/2015 12:34:00 AM	4.5	43.7
11/15/2015 12:35:00 AM	5.0	47.6
11/15/2015 12:36:00 AM	5.6	48.6
11/15/2015 12:37:00 AM	5.7	48.9
11/15/2015 12:38:00 AM	5.8	50.6
11/15/2015 12:39:00 AM	6.0	49.3
11/15/2015 12:40:00 AM	5.6	49.7
11/15/2015 12:41:00 AM	5.5	49.1
11/15/2015 12:42:00 AM	5.7	48.0
11/15/2015 12:43:00 AM	5.7	49.8
11/15/2015 12:44:00 AM	5.7	49.8
11/15/2015 12:45:00 AM	5.8	49.7
11/15/2015 12:46:00 AM	5.1	46.4
11/15/2015 12:48:00 AM	5.8	48.3
11/15/2015 12:49:00 AM	4.8	41.6
11/15/2015 12:50:00 AM	4.8	47.3
11/15/2015 12:51:00 AM	4.8	43.2
11/15/2015 12:53:00 AM	4.9	45.4
11/15/2015 12:54:00 AM	5.3	46.6
11/15/2015 12:56:00 AM	5.7	47.2
11/15/2015 12:57:00 AM	5.5	49.0
11/15/2015 12:58:00 AM	5.2	47.3
11/15/2015 12:59:00 AM	6.4	52.9
11/15/2015 1:00:00 AM	5.4	46.4
11/15/2015 1:01:00 AM	4.8	45.0
11/15/2015 1:02:00 AM	5.7	49.7
11/15/2015 1:03:00 AM	6.1	52.3
11/15/2015 1:04:00 AM	5.4	48.1
11/15/2015 1:05:00 AM	5.4	46.3
11/15/2015 1:06:00 AM	5.9	49.2
11/15/2015 1:07:00 AM	5.0	45.1
11/15/2015 1:08:00 AM	5.8	50.2
11/15/2015 1:09:00 AM	4.7	44.2
11/15/2015 1:10:00 AM	4.5	45.5
11/15/2015 1:11:00 AM	4.5	47.0
11/15/2015 1:12:00 AM	6.2	49.9
11/15/2015 1:13:00 AM	4.7	44.2
11/15/2015 1:14:00 AM	4.7	49.6
11/15/2015 1:16:00 AM	5.1	48.7
11/15/2015 1:19:00 AM	4.6	43.1
11/15/2015 1:20:00 AM	5.7	49.7
11/15/2015 1:21:00 AM	5.0	47.6
11/15/2015 1:23:00 AM	5.8	51.8
11/15/2015 1:25:00 AM	5.1	47.3
11/15/2015 1:26:00 AM	3.5	38.5

11/15/2015 1:27:00 AM	4.0	44.4
11/15/2015 1:28:00 AM	4.7	43.9
11/15/2015 1:29:00 AM	4.8	44.7
11/15/2015 1:30:00 AM	4.3	42.5
11/15/2015 1:31:00 AM	4.1	41.7
11/15/2015 1:32:00 AM	4.0	40.2
11/15/2015 1:33:00 AM	4.5	46.0
11/15/2015 1:34:00 AM	4.4	43.2
11/15/2015 1:36:00 AM	4.6	45.7
11/15/2015 1:37:00 AM	3.7	41.1
11/15/2015 1:38:00 AM	4.7	48.4
11/15/2015 1:39:00 AM	4.8	42.9
11/15/2015 1:41:00 AM	3.6	43.3
11/15/2015 1:42:00 AM	3.9	42.0
11/15/2015 1:43:00 AM	3.6	42.6
11/15/2015 1:45:00 AM	4.1	46.5
11/15/2015 1:46:00 AM	4.7	45.4
11/15/2015 1:47:00 AM	4.5	44.7
11/15/2015 1:48:00 AM	5.7	47.4
11/15/2015 1:49:00 AM	4.6	41.4
11/15/2015 1:50:00 AM	5.4	46.0
11/15/2015 1:51:00 AM	3.8	42.3
11/15/2015 1:52:00 AM	4.6	44.5
11/15/2015 1:53:00 AM	4.9	46.0
11/15/2015 1:54:00 AM	4.5	40.1
11/15/2015 1:56:00 AM	4.0	41.0
11/15/2015 1:57:00 AM	4.2	43.6
11/15/2015 1:58:00 AM	4.3	43.6
11/15/2015 1:59:00 AM	3.9	40.3
11/15/2015 2:01:00 AM	3.5	37.9
11/15/2015 2:03:00 AM	3.8	39.5
11/15/2015 2:04:00 AM	4.5	47.2
11/15/2015 2:05:00 AM	3.7	38.8
11/15/2015 2:06:00 AM	4.5	42.3
11/15/2015 2:09:00 AM	3.9	44.1
11/15/2015 2:10:00 AM	3.6	36.8
11/15/2015 2:11:00 AM	3.7	40.8
11/15/2015 2:12:00 AM	3.6	38.6
11/15/2015 2:14:00 AM	4.2	44.9
11/15/2015 2:16:00 AM	3.8	41.0
11/15/2015 2:17:00 AM	4.1	43.2
11/15/2015 2:18:00 AM	3.7	40.2
11/15/2015 2:19:00 AM	4.0	40.8
11/15/2015 2:20:00 AM	3.7	39.7
11/15/2015 2:22:00 AM	3.5	37.9
11/15/2015 2:23:00 AM	3.7	35.9
11/15/2015 2:26:00 AM	3.9	40.8
11/15/2015 2:28:00 AM	3.7	37.7
11/15/2015 2:31:00 AM	3.5	38.8
11/15/2015 2:32:00 AM	3.9	39.2
11/15/2015 2:35:00 AM	3.5	40.2
11/15/2015 2:37:00 AM	4.1	40.5
11/15/2015 2:38:00 AM	3.8	38.8
11/15/2015 2:41:00 AM	4.0	39.2
11/15/2015 2:44:00 AM	3.8	39.6

11/15/2015 2:45:00 AM	4.2	42.6
11/15/2015 2:46:00 AM	4.0	40.7
11/15/2015 2:51:00 AM	3.6	42.4
11/15/2015 2:52:00 AM	3.6	40.4
11/15/2015 2:54:00 AM	4.2	42.1
11/15/2015 2:55:00 AM	3.7	38.4
11/15/2015 2:56:00 AM	4.3	39.6
11/15/2015 3:01:00 AM	4.0	39.6
11/15/2015 3:02:00 AM	3.5	37.9
11/15/2015 3:03:00 AM	3.8	41.2
11/15/2015 3:05:00 AM	4.0	40.6
11/15/2015 3:06:00 AM	3.9	41.0
11/15/2015 3:08:00 AM	4.1	38.6
11/15/2015 3:09:00 AM	3.6	38.1
11/15/2015 3:11:00 AM	3.7	37.0
11/15/2015 3:14:00 AM	3.6	37.1
11/15/2015 3:15:00 AM	3.9	38.5
11/15/2015 3:16:00 AM	3.6	34.8
11/15/2015 3:18:00 AM	4.5	41.1
11/15/2015 3:19:00 AM	3.7	37.3
11/15/2015 3:21:00 AM	3.7	39.5
11/15/2015 3:23:00 AM	4.0	38.5
11/15/2015 3:26:00 AM	3.6	38.6
11/15/2015 3:27:00 AM	3.5	38.3
11/15/2015 3:29:00 AM	3.6	36.1
11/15/2015 3:30:00 AM	3.7	39.7
11/15/2015 3:31:00 AM	3.8	38.9
11/15/2015 3:34:00 AM	3.6	42.7
11/15/2015 3:35:00 AM	4.3	39.3
11/15/2015 3:36:00 AM	3.6	38.4
11/15/2015 3:37:00 AM	3.9	40.9
11/15/2015 3:38:00 AM	4.1	41.0
11/15/2015 3:39:00 AM	3.8	40.4
11/15/2015 3:40:00 AM	3.8	38.6
11/15/2015 3:41:00 AM	4.1	38.9
11/15/2015 3:42:00 AM	3.7	36.2
11/15/2015 3:43:00 AM	3.7	37.8
11/15/2015 3:44:00 AM	4.0	41.1
11/15/2015 3:45:00 AM	3.7	41.7
11/15/2015 3:46:00 AM	3.8	39.8
11/15/2015 3:47:00 AM	3.8	36.6
11/15/2015 3:49:00 AM	4.0	42.3
11/15/2015 3:50:00 AM	4.3	41.5
11/15/2015 3:52:00 AM	4.2	40.7
11/15/2015 3:53:00 AM	4.0	38.9
11/15/2015 3:54:00 AM	4.1	41.1
11/15/2015 3:55:00 AM	4.2	40.8
11/15/2015 3:57:00 AM	3.8	37.3
11/15/2015 3:59:00 AM	4.9	44.0
11/15/2015 4:01:00 AM	3.8	40.8
11/15/2015 4:02:00 AM	3.6	42.7
11/15/2015 4:03:00 AM	4.4	43.9
11/15/2015 4:05:00 AM	4.2	43.4
11/15/2015 4:06:00 AM	3.9	39.3
11/15/2015 4:07:00 AM	3.7	40.1

11/15/2015 4:09:00 AM	4.1	43.6
11/15/2015 4:10:00 AM	3.6	37.1
11/15/2015 4:11:00 AM	3.9	43.2
11/15/2015 4:12:00 AM	3.8	41.6
11/15/2015 4:13:00 AM	4.2	38.7
11/15/2015 4:15:00 AM	4.1	42.6
11/15/2015 4:16:00 AM	3.8	39.2
11/15/2015 4:19:00 AM	3.6	38.9
11/15/2015 4:20:00 AM	3.9	41.3
11/15/2015 4:21:00 AM	4.1	42.7
11/15/2015 4:22:00 AM	4.5	44.6
11/15/2015 4:23:00 AM	3.9	44.0
11/15/2015 4:24:00 AM	4.4	44.9
11/15/2015 4:25:00 AM	3.9	39.3
11/15/2015 4:27:00 AM	3.9	39.9
11/15/2015 4:28:00 AM	3.9	41.3
11/15/2015 4:29:00 AM	3.8	39.5
11/15/2015 4:31:00 AM	4.3	41.7
11/15/2015 4:32:00 AM	4.3	41.4
11/15/2015 4:33:00 AM	3.7	38.0
11/15/2015 4:36:00 AM	4.4	42.1
11/15/2015 4:37:00 AM	4.3	42.1
11/15/2015 4:38:00 AM	3.9	41.2
11/15/2015 4:39:00 AM	4.2	42.6
11/15/2015 4:40:00 AM	3.8	42.5
11/15/2015 4:41:00 AM	4.0	41.3
11/15/2015 4:43:00 AM	4.2	41.1
11/15/2015 4:44:00 AM	4.1	44.0
11/15/2015 4:46:00 AM	4.1	38.7
11/15/2015 4:47:00 AM	3.9	40.0
11/15/2015 4:48:00 AM	4.0	46.8
11/15/2015 4:49:00 AM	4.2	43.9
11/15/2015 4:50:00 AM	4.3	42.4
11/15/2015 4:51:00 AM	4.4	41.3
11/15/2015 4:53:00 AM	3.6	39.1
11/15/2015 4:54:00 AM	4.3	40.7
11/15/2015 4:55:00 AM	3.5	40.3
11/15/2015 4:58:00 AM	3.8	40.8
11/15/2015 4:59:00 AM	3.5	38.5
11/15/2015 10:00:00 PM	4.2	39.3
11/15/2015 10:01:00 PM	4.2	39.2
11/15/2015 10:02:00 PM	4.0	39.1
11/15/2015 10:03:00 PM	4.1	39.3
11/15/2015 10:04:00 PM	4.1	39.2
11/15/2015 10:05:00 PM	4.0	38.9
11/15/2015 10:06:00 PM	4.2	40.3
11/15/2015 10:07:00 PM	4.1	39.6
11/15/2015 10:08:00 PM	4.0	39.4
11/15/2015 10:09:00 PM	4.0	38.9
11/15/2015 10:10:00 PM	4.0	39.0
11/15/2015 10:11:00 PM	4.1	39.4
11/15/2015 10:12:00 PM	4.2	40.3
11/15/2015 10:13:00 PM	4.2	45.4
11/15/2015 10:14:00 PM	4.0	48.6
11/15/2015 10:15:00 PM	4.2	39.2

11/15/2015 10:16:00 PM	4.1	52.3
11/15/2015 10:17:00 PM	4.2	40.5
11/15/2015 10:18:00 PM	4.0	39.8
11/15/2015 10:19:00 PM	4.3	40.2
11/15/2015 10:20:00 PM	4.2	39.8
11/15/2015 10:21:00 PM	4.0	38.9
11/15/2015 10:22:00 PM	4.1	38.7
11/15/2015 10:23:00 PM	4.2	38.5
11/15/2015 10:24:00 PM	4.0	38.7
11/15/2015 10:25:00 PM	4.0	38.6
11/15/2015 10:26:00 PM	4.2	39.1
11/15/2015 10:27:00 PM	4.4	40.2
11/15/2015 10:28:00 PM	4.4	40.2
11/15/2015 10:29:00 PM	4.5	40.1
11/15/2015 10:30:00 PM	4.3	39.8
11/15/2015 10:31:00 PM	4.2	40.3
11/15/2015 10:32:00 PM	4.4	39.5
11/15/2015 10:33:00 PM	4.3	39.8
11/15/2015 10:34:00 PM	4.4	39.4
11/15/2015 10:35:00 PM	4.4	38.5
11/15/2015 10:36:00 PM	4.2	38.3
11/15/2015 10:37:00 PM	4.2	38.2
11/15/2015 10:38:00 PM	4.0	37.5
11/15/2015 10:39:00 PM	3.9	37.0
11/15/2015 10:40:00 PM	4.1	36.8
11/15/2015 10:41:00 PM	3.9	36.3
11/15/2015 10:42:00 PM	4.2	35.6
11/15/2015 10:43:00 PM	4.1	36.4
11/15/2015 10:44:00 PM	4.1	35.9
11/15/2015 10:45:00 PM	4.1	34.7
11/15/2015 10:46:00 PM	4.1	34.9
11/15/2015 10:47:00 PM	3.9	34.6
11/15/2015 10:48:00 PM	3.9	34.8
11/15/2015 10:49:00 PM	4.0	35.2
11/15/2015 10:50:00 PM	4.0	34.6
11/15/2015 11:21:00 PM	4.2	35.9
11/15/2015 11:22:00 PM	4.0	35.9
11/15/2015 11:23:00 PM	4.2	36.1
11/15/2015 11:24:00 PM	4.1	36.7
11/15/2015 11:25:00 PM	4.3	35.8
11/15/2015 11:26:00 PM	3.8	35.2
11/15/2015 11:27:00 PM	3.8	36.3
11/15/2015 11:28:00 PM	3.8	35.5
11/15/2015 11:29:00 PM	3.6	34.5
11/15/2015 11:32:00 PM	3.8	37.0
11/15/2015 11:39:00 PM	3.9	37.2
11/15/2015 11:40:00 PM	3.8	34.8
11/15/2015 11:43:00 PM	3.8	35.3
11/15/2015 11:44:00 PM	3.8	33.5
11/15/2015 11:46:00 PM	3.8	35.5
11/15/2015 11:47:00 PM	4.0	34.5
11/15/2015 11:48:00 PM	3.8	35.8
11/15/2015 11:49:00 PM	4.1	35.0
11/15/2015 11:50:00 PM	3.8	33.9
11/15/2015 11:51:00 PM	4.0	34.5

11/15/2015 11:52:00 PM	4.0	35.9
11/15/2015 11:53:00 PM	4.2	34.8
11/15/2015 11:54:00 PM	4.0	35.2
11/15/2015 11:55:00 PM	3.9	37.7
11/15/2015 11:56:00 PM	3.8	35.5
11/15/2015 11:58:00 PM	3.6	34.9
11/15/2015 11:59:00 PM	3.7	34.1
11/16/2015 12:00:00 AM	3.6	33.7
11/16/2015 12:01:00 AM	3.6	33.3
11/16/2015 12:02:00 AM	3.6	34.7
11/16/2015 12:03:00 AM	3.8	35.5
11/16/2015 12:04:00 AM	3.6	34.5
11/16/2015 12:33:00 AM	3.7	35.6
11/16/2015 12:34:00 AM	3.8	38.3
11/16/2015 12:36:00 AM	3.8	35.9
11/16/2015 12:41:00 AM	3.5	36.2
11/16/2015 12:53:00 AM	3.7	35.1
11/16/2015 12:54:00 AM	3.6	35.3
11/16/2015 12:57:00 AM	3.8	35.2
11/16/2015 12:58:00 AM	3.7	38.4
11/16/2015 12:59:00 AM	3.8	35.4
11/16/2015 1:00:00 AM	3.6	35.4
11/16/2015 1:01:00 AM	4.0	36.4
11/16/2015 1:02:00 AM	3.6	35.3
11/16/2015 1:03:00 AM	3.6	35.9
11/16/2015 1:04:00 AM	4.0	38.0
11/16/2015 1:07:00 AM	3.8	35.8
11/16/2015 1:52:00 AM	3.6	35.4
11/16/2015 2:04:00 AM	3.6	34.7
11/16/2015 2:05:00 AM	3.8	34.9
11/16/2015 2:06:00 AM	3.5	35.5
11/16/2015 2:09:00 AM	4.5	40.4
11/16/2015 2:10:00 AM	4.1	38.9
11/16/2015 2:11:00 AM	3.8	38.2
11/16/2015 2:13:00 AM	3.7	37.7
11/16/2015 2:16:00 AM	3.7	39.3
11/16/2015 2:18:00 AM	3.6	38.4
11/16/2015 2:19:00 AM	3.6	39.2
11/16/2015 2:22:00 AM	3.6	38.5
11/16/2015 2:24:00 AM	3.7	38.4
11/16/2015 2:25:00 AM	3.9	38.3
11/16/2015 2:26:00 AM	3.9	38.0
11/16/2015 2:27:00 AM	4.1	38.2
11/16/2015 2:28:00 AM	3.9	38.0
11/16/2015 2:29:00 AM	3.8	38.5
11/16/2015 2:30:00 AM	4.0	38.1
11/16/2015 2:31:00 AM	4.1	37.9
11/16/2015 2:32:00 AM	3.9	37.4
11/16/2015 2:33:00 AM	3.9	37.1
11/16/2015 2:34:00 AM	3.8	37.0
11/16/2015 2:35:00 AM	3.8	37.2
11/16/2015 2:36:00 AM	3.8	37.0
11/16/2015 2:37:00 AM	3.9	36.6
11/16/2015 2:38:00 AM	3.9	36.9
11/16/2015 2:39:00 AM	3.9	37.4

11/16/2015 2:40:00 AM	3.8	36.6
11/16/2015 2:41:00 AM	3.9	37.1
11/16/2015 2:42:00 AM	3.8	36.5
11/16/2015 2:43:00 AM	4.5	38.3
11/16/2015 2:44:00 AM	4.3	38.2
11/16/2015 2:45:00 AM	4.1	37.4
11/16/2015 2:46:00 AM	4.1	36.9
11/16/2015 2:47:00 AM	4.0	37.0
11/16/2015 2:48:00 AM	4.1	37.3
11/16/2015 2:49:00 AM	4.1	37.2
11/16/2015 2:50:00 AM	4.0	37.9
11/16/2015 2:51:00 AM	4.3	37.4
11/16/2015 2:52:00 AM	4.0	37.4
11/16/2015 2:53:00 AM	3.9	37.1
11/16/2015 2:54:00 AM	3.6	36.8
11/16/2015 2:55:00 AM	3.9	37.3
11/16/2015 2:56:00 AM	3.9	37.0
11/16/2015 2:57:00 AM	3.6	36.6
11/16/2015 2:58:00 AM	3.7	35.7
11/16/2015 2:59:00 AM	3.7	35.9
11/16/2015 3:00:00 AM	3.6	36.1
11/16/2015 3:08:00 AM	3.6	34.2
11/16/2015 3:09:00 AM	3.5	33.8
11/16/2015 3:11:00 AM	3.6	34.4
11/16/2015 3:12:00 AM	3.8	34.1
11/16/2015 3:13:00 AM	3.8	35.2
11/16/2015 3:14:00 AM	3.8	34.3
11/16/2015 3:15:00 AM	4.0	34.7
11/16/2015 3:16:00 AM	3.9	34.6
11/16/2015 3:17:00 AM	4.0	34.6
11/16/2015 3:18:00 AM	4.3	35.1
11/16/2015 3:19:00 AM	4.5	37.2
11/16/2015 3:20:00 AM	4.4	36.2
11/16/2015 3:21:00 AM	4.1	35.7
11/16/2015 3:22:00 AM	4.0	35.7
11/16/2015 3:23:00 AM	3.7	35.1
11/16/2015 3:24:00 AM	3.6	34.3
11/16/2015 3:26:00 AM	3.7	34.7
11/16/2015 3:27:00 AM	4.1	35.0
11/16/2015 3:29:00 AM	3.6	36.5
11/16/2015 3:30:00 AM	3.9	36.3
11/16/2015 3:31:00 AM	4.3	37.4
11/16/2015 3:32:00 AM	4.0	36.4
11/16/2015 3:33:00 AM	3.9	35.0
11/16/2015 3:34:00 AM	4.1	37.5
11/16/2015 3:35:00 AM	3.8	36.4
11/16/2015 3:36:00 AM	3.6	35.4
11/16/2015 3:37:00 AM	3.8	34.7
11/16/2015 3:38:00 AM	4.0	36.3
11/16/2015 3:39:00 AM	4.4	38.3
11/16/2015 3:40:00 AM	3.7	35.3
11/16/2015 3:42:00 AM	3.5	36.7
11/16/2015 3:46:00 AM	3.7	35.1
11/16/2015 3:52:00 AM	3.7	36.3
11/18/2015 1:54:00 AM	6.1	50.4

11/18/2015 1:57:00 AM	6.7	50.8
11/18/2015 2:02:00 AM	7.0	52.4
11/18/2015 2:07:00 AM	7.1	51.1
11/18/2015 2:15:00 AM	6.6	53.3
11/18/2015 2:16:00 AM	6.3	51.5
11/18/2015 2:17:00 AM	6.8	50.7
11/18/2015 2:19:00 AM	7.3	52.8
11/18/2015 2:20:00 AM	6.9	52.4
11/18/2015 2:25:00 AM	7.2	52.3
11/18/2015 2:26:00 AM	6.8	51.9
11/18/2015 2:32:00 AM	7.0	52.2
11/18/2015 2:33:00 AM	6.0	48.0
11/18/2015 2:34:00 AM	7.0	51.2
11/18/2015 2:35:00 AM	6.6	52.3
11/18/2015 2:36:00 AM	5.9	51.3
11/18/2015 2:42:00 AM	7.1	54.0
11/18/2015 2:43:00 AM	7.0	53.8
11/18/2015 2:44:00 AM	6.7	51.0
11/18/2015 2:46:00 AM	6.3	51.9
11/18/2015 2:50:00 AM	6.6	50.7
11/18/2015 2:51:00 AM	6.7	51.3
11/18/2015 2:54:00 AM	7.2	52.0
11/18/2015 2:59:00 AM	6.3	49.3
11/18/2015 3:00:00 AM	6.7	51.4
11/18/2015 3:06:00 AM	7.4	53.1
11/18/2015 3:11:00 AM	6.5	51.5
11/18/2015 3:14:00 AM	6.4	50.5
11/18/2015 3:16:00 AM	6.6	50.8
11/18/2015 3:22:00 AM	7.1	54.0
11/18/2015 3:28:00 AM	6.8	53.5
11/18/2015 3:30:00 AM	6.6	50.9
11/18/2015 3:36:00 AM	7.5	53.3
11/18/2015 3:47:00 AM	6.5	51.0
11/18/2015 3:53:00 AM	6.2	49.7
11/18/2015 3:54:00 AM	6.2	48.7
11/18/2015 4:12:00 AM	6.8	51.8
11/18/2015 4:19:00 AM	6.5	51.1
11/18/2015 4:57:00 AM	6.8	52.2
11/18/2015 4:58:00 AM	6.9	53.6
11/19/2015 12:43:00 AM	4.1	41.7
11/19/2015 12:44:00 AM	3.9	39.6
11/19/2015 12:45:00 AM	4.8	44.7
11/19/2015 12:46:00 AM	4.7	45.2
11/19/2015 12:47:00 AM	5.9	48.1
11/19/2015 12:48:00 AM	5.4	45.6
11/19/2015 12:49:00 AM	5.2	45.7
11/19/2015 12:50:00 AM	7.0	53.5
11/19/2015 12:51:00 AM	5.8	47.1
11/19/2015 12:52:00 AM	6.0	50.2
11/19/2015 12:53:00 AM	6.4	51.6
11/19/2015 12:54:00 AM	6.0	50.8
11/19/2015 12:55:00 AM	5.9	48.6
11/19/2015 12:57:00 AM	6.9	53.4
11/19/2015 12:58:00 AM	6.7	52.3
11/19/2015 1:03:00 AM	5.9	50.2

11/19/2015 1:07:00 AM	6.6	52.2
11/19/2015 1:09:00 AM	6.4	49.3
11/19/2015 1:11:00 AM	6.7	52.3
11/19/2015 1:12:00 AM	6.8	52.8
11/19/2015 1:13:00 AM	6.2	49.5
11/19/2015 1:14:00 AM	6.7	53.2
11/19/2015 1:15:00 AM	6.4	51.1
11/19/2015 1:16:00 AM	6.9	52.8
11/19/2015 1:17:00 AM	6.2	50.3
11/19/2015 1:18:00 AM	7.1	52.8
11/19/2015 1:19:00 AM	5.8	46.8
11/19/2015 1:20:00 AM	6.1	50.8
11/19/2015 1:21:00 AM	6.1	48.1
11/19/2015 1:22:00 AM	5.7	50.2
11/19/2015 1:23:00 AM	5.8	47.2
11/19/2015 1:24:00 AM	5.3	43.1
11/19/2015 1:25:00 AM	5.7	47.5
11/19/2015 1:26:00 AM	5.8	49.7
11/19/2015 1:27:00 AM	6.5	49.7
11/19/2015 1:28:00 AM	5.1	45.9
11/19/2015 1:29:00 AM	5.7	46.3
11/19/2015 1:30:00 AM	6.1	48.8
11/19/2015 1:31:00 AM	6.8	52.1
11/19/2015 1:32:00 AM	5.9	47.5
11/19/2015 1:33:00 AM	5.8	47.0
11/19/2015 1:34:00 AM	5.0	44.2
11/19/2015 1:35:00 AM	5.2	44.7
11/19/2015 1:36:00 AM	5.4	45.6
11/19/2015 1:37:00 AM	5.6	47.5
11/19/2015 1:38:00 AM	6.2	51.1
11/19/2015 1:39:00 AM	6.5	50.0
11/19/2015 1:40:00 AM	5.2	45.0
11/19/2015 1:41:00 AM	6.5	52.3
11/19/2015 1:42:00 AM	6.8	52.0
11/19/2015 1:43:00 AM	6.5	51.0
11/19/2015 1:44:00 AM	5.8	48.7
11/19/2015 1:45:00 AM	5.4	46.6
11/19/2015 1:47:00 AM	6.2	50.1
11/19/2015 1:49:00 AM	6.9	54.0
11/19/2015 1:51:00 AM	6.9	53.8
11/19/2015 1:52:00 AM	6.4	50.3
11/19/2015 1:53:00 AM	6.3	52.0
11/19/2015 1:54:00 AM	6.4	50.2
11/19/2015 1:55:00 AM	6.3	51.3
11/19/2015 1:57:00 AM	6.2	50.8
11/19/2015 1:58:00 AM	5.0	47.1
11/19/2015 1:59:00 AM	6.5	51.9
11/19/2015 2:01:00 AM	6.7	52.9
11/19/2015 2:02:00 AM	6.7	54.1
11/19/2015 2:03:00 AM	5.8	48.3
11/19/2015 2:06:00 AM	6.5	51.3
11/19/2015 2:07:00 AM	6.5	52.0
11/19/2015 2:09:00 AM	5.8	49.2
11/19/2015 2:10:00 AM	6.1	49.1
11/19/2015 2:17:00 AM	6.0	49.2

11/19/2015 2:18:00 AM	6.6	52.5
11/19/2015 2:21:00 AM	5.8	48.9
11/19/2015 2:22:00 AM	6.9	53.1
11/19/2015 2:23:00 AM	6.1	50.3
11/19/2015 2:24:00 AM	6.2	51.4
11/19/2015 2:39:00 AM	6.6	53.6
11/19/2015 2:49:00 AM	6.8	52.7
11/19/2015 2:51:00 AM	6.3	50.4
11/19/2015 2:52:00 AM	5.9	51.6
11/19/2015 2:56:00 AM	6.9	52.6
11/19/2015 3:00:00 AM	5.9	50.4
11/19/2015 3:01:00 AM	5.0	48.0
11/19/2015 3:05:00 AM	6.5	53.3
11/19/2015 3:06:00 AM	6.2	51.9
11/19/2015 3:21:00 AM	6.6	54.1
11/19/2015 3:23:00 AM	6.2	51.7
11/19/2015 3:24:00 AM	6.1	52.5
11/19/2015 3:27:00 AM	7.0	53.7
11/19/2015 3:33:00 AM	6.7	52.5
11/19/2015 3:35:00 AM	6.4	52.3
11/19/2015 3:38:00 AM	6.8	53.1
11/19/2015 3:40:00 AM	5.6	50.0
11/19/2015 3:41:00 AM	6.3	53.0
11/19/2015 3:42:00 AM	6.0	52.7
11/19/2015 3:43:00 AM	6.8	52.6
11/19/2015 3:46:00 AM	6.6	53.1
11/19/2015 3:56:00 AM	5.9	48.3
11/19/2015 3:57:00 AM	6.0	50.0
11/19/2015 3:58:00 AM	5.6	50.1
11/19/2015 4:02:00 AM	6.1	49.5
11/19/2015 4:06:00 AM	5.3	47.2
11/19/2015 4:07:00 AM	5.8	49.9
11/19/2015 4:08:00 AM	5.0	49.0
11/19/2015 4:09:00 AM	5.7	50.6
11/19/2015 4:10:00 AM	6.0	50.7
11/19/2015 4:11:00 AM	5.9	52.4
11/19/2015 4:12:00 AM	6.3	50.3
11/19/2015 4:13:00 AM	5.3	47.7
11/19/2015 4:14:00 AM	5.1	46.0
11/19/2015 4:15:00 AM	5.9	51.6
11/19/2015 4:16:00 AM	6.3	52.2
11/19/2015 4:17:00 AM	7.3	53.7
11/19/2015 4:19:00 AM	6.1	52.0
11/19/2015 4:20:00 AM	5.4	51.1
11/19/2015 4:21:00 AM	5.6	48.5
11/19/2015 4:22:00 AM	5.4	52.2
11/19/2015 4:23:00 AM	5.6	47.2
11/19/2015 4:24:00 AM	5.4	48.0
11/19/2015 4:25:00 AM	5.7	49.4
11/19/2015 4:26:00 AM	6.1	48.7
11/19/2015 4:28:00 AM	5.0	46.0
11/19/2015 4:29:00 AM	4.8	50.2
11/19/2015 4:30:00 AM	5.7	50.0
11/19/2015 4:32:00 AM	5.5	48.2
11/19/2015 4:33:00 AM	5.1	45.8

11/19/2015 4:34:00 AM	5.6	52.0
11/19/2015 4:35:00 AM	6.1	51.5
11/19/2015 4:36:00 AM	5.9	50.9
11/19/2015 4:38:00 AM	4.7	44.3
11/19/2015 4:39:00 AM	5.2	43.7
11/19/2015 4:40:00 AM	4.6	43.5
11/19/2015 4:41:00 AM	5.4	47.6
11/19/2015 4:42:00 AM	4.9	45.0
11/19/2015 4:43:00 AM	4.5	45.5
11/19/2015 4:44:00 AM	5.1	52.8
11/19/2015 4:46:00 AM	5.1	50.1
11/19/2015 4:47:00 AM	4.3	44.5
11/19/2015 4:48:00 AM	5.4	45.5
11/19/2015 4:49:00 AM	5.4	46.8
11/19/2015 4:51:00 AM	5.5	48.0
11/19/2015 4:52:00 AM	5.6	49.2
11/19/2015 4:53:00 AM	4.7	46.7
11/19/2015 4:55:00 AM	6.9	51.9
11/19/2015 4:57:00 AM	4.5	44.8
11/19/2015 4:58:00 AM	5.3	49.3
11/19/2015 4:59:00 AM	5.8	52.4
11/19/2015 10:01:00 PM	7.2	53.5
11/19/2015 10:04:00 PM	7.4	52.9
11/19/2015 10:05:00 PM	6.9	52.8
11/19/2015 10:06:00 PM	6.7	50.4
11/19/2015 10:07:00 PM	6.4	51.5
11/19/2015 10:08:00 PM	6.8	52.2
11/19/2015 10:09:00 PM	6.5	49.6
11/19/2015 10:10:00 PM	6.9	53.9
11/19/2015 10:11:00 PM	5.7	46.6
11/19/2015 10:12:00 PM	6.0	47.6
11/19/2015 10:13:00 PM	5.9	47.2
11/19/2015 10:14:00 PM	6.1	48.9
11/19/2015 10:15:00 PM	6.4	49.8
11/19/2015 10:16:00 PM	6.2	48.1
11/19/2015 10:17:00 PM	6.4	50.9
11/19/2015 10:19:00 PM	5.8	47.3
11/19/2015 10:20:00 PM	5.6	47.1
11/19/2015 10:21:00 PM	5.6	46.1
11/19/2015 10:22:00 PM	5.6	45.0
11/19/2015 10:23:00 PM	4.9	42.7
11/19/2015 10:24:00 PM	6.7	49.4
11/19/2015 10:25:00 PM	5.7	47.3
11/19/2015 10:26:00 PM	5.3	42.6
11/19/2015 10:27:00 PM	5.7	47.3
11/19/2015 10:28:00 PM	6.1	47.4
11/19/2015 10:29:00 PM	5.6	46.0
11/19/2015 10:30:00 PM	6.5	49.9
11/19/2015 10:31:00 PM	5.3	47.8
11/19/2015 10:32:00 PM	5.8	46.8
11/19/2015 10:34:00 PM	6.2	49.6
11/19/2015 10:35:00 PM	5.3	45.3
11/19/2015 10:36:00 PM	5.0	43.8
11/19/2015 10:37:00 PM	5.6	45.5
11/19/2015 10:38:00 PM	5.0	41.2

11/19/2015 10:39:00 PM	4.6	41.1
11/19/2015 10:40:00 PM	5.0	43.2
11/19/2015 10:41:00 PM	5.0	41.9
11/19/2015 10:42:00 PM	5.3	43.6
11/19/2015 10:43:00 PM	5.4	44.8
11/19/2015 10:44:00 PM	5.1	44.6
11/19/2015 10:45:00 PM	4.9	41.2
11/19/2015 10:46:00 PM	4.8	43.5
11/19/2015 10:47:00 PM	5.0	43.2
11/19/2015 10:48:00 PM	4.2	38.7
11/19/2015 10:49:00 PM	4.3	40.6
11/19/2015 10:50:00 PM	4.7	42.9
11/19/2015 10:51:00 PM	5.5	47.5
11/19/2015 10:52:00 PM	4.5	40.5
11/19/2015 10:54:00 PM	4.9	43.0
11/19/2015 10:55:00 PM	4.4	41.7
11/19/2015 10:56:00 PM	4.0	40.3
11/19/2015 10:57:00 PM	4.7	43.1
11/19/2015 10:59:00 PM	4.4	40.8
11/19/2015 11:00:00 PM	4.7	43.4
11/19/2015 11:01:00 PM	4.5	41.8
11/19/2015 11:02:00 PM	4.6	49.5
11/19/2015 11:03:00 PM	4.5	51.2
11/19/2015 11:04:00 PM	4.0	51.1
11/19/2015 11:05:00 PM	4.4	48.1
11/19/2015 11:06:00 PM	5.2	45.1
11/19/2015 11:08:00 PM	5.1	45.7
11/19/2015 11:09:00 PM	4.0	39.0
11/19/2015 11:10:00 PM	4.2	42.7
11/19/2015 11:11:00 PM	4.5	42.1
11/19/2015 11:12:00 PM	4.7	43.1
11/19/2015 11:13:00 PM	4.6	43.5
11/19/2015 11:15:00 PM	4.1	43.5
11/19/2015 11:16:00 PM	3.9	42.0
11/19/2015 11:17:00 PM	4.4	44.4
11/19/2015 11:18:00 PM	4.5	43.4
11/19/2015 11:20:00 PM	5.6	47.5
11/19/2015 11:21:00 PM	5.3	47.7
11/19/2015 11:22:00 PM	4.5	42.6
11/19/2015 11:23:00 PM	5.6	46.7
11/19/2015 11:24:00 PM	6.5	50.2
11/19/2015 11:25:00 PM	5.5	48.0
11/19/2015 11:26:00 PM	4.5	44.3
11/19/2015 11:27:00 PM	4.8	46.2
11/19/2015 11:28:00 PM	5.0	43.4
11/19/2015 11:30:00 PM	4.2	44.1
11/19/2015 11:31:00 PM	4.4	44.2
11/19/2015 11:34:00 PM	4.8	44.6
11/19/2015 11:36:00 PM	4.1	40.5
11/19/2015 11:37:00 PM	3.9	41.0
11/19/2015 11:38:00 PM	3.6	38.7
11/19/2015 11:39:00 PM	4.6	42.9
11/19/2015 11:40:00 PM	3.5	36.5
11/19/2015 11:42:00 PM	4.5	45.2
11/19/2015 11:43:00 PM	4.7	42.4

11/19/2015 11:44:00 PM	3.9	38.9
11/19/2015 11:46:00 PM	4.3	41.5
11/19/2015 11:47:00 PM	4.4	40.3
11/19/2015 11:48:00 PM	4.1	40.6
11/19/2015 11:52:00 PM	3.9	42.7
11/19/2015 11:53:00 PM	3.9	38.6
11/19/2015 11:54:00 PM	4.3	41.6
11/19/2015 11:55:00 PM	4.2	41.8
11/19/2015 11:58:00 PM	4.3	43.2
11/19/2015 11:59:00 PM	4.0	45.2
11/20/2015 12:01:00 AM	3.8	42.4
11/20/2015 12:02:00 AM	4.3	42.0
11/20/2015 12:03:00 AM	3.8	42.3
11/20/2015 12:04:00 AM	3.8	40.1
11/20/2015 12:05:00 AM	3.9	44.2
11/20/2015 12:07:00 AM	4.3	43.0
11/20/2015 12:08:00 AM	3.7	40.6
11/20/2015 12:09:00 AM	4.9	48.4
11/20/2015 12:10:00 AM	4.3	43.1
11/20/2015 12:11:00 AM	4.9	47.2
11/20/2015 12:12:00 AM	4.8	46.3
11/20/2015 12:13:00 AM	5.2	45.6
11/20/2015 12:14:00 AM	4.9	46.1
11/20/2015 12:15:00 AM	4.7	44.4
11/20/2015 12:16:00 AM	4.0	41.0
11/20/2015 12:17:00 AM	3.9	41.7
11/20/2015 12:18:00 AM	3.9	43.2
11/20/2015 12:19:00 AM	4.5	42.4
11/20/2015 12:20:00 AM	5.4	47.2
11/20/2015 12:21:00 AM	5.1	46.2
11/20/2015 12:22:00 AM	6.0	48.5
11/20/2015 12:23:00 AM	3.7	39.8
11/20/2015 12:24:00 AM	4.0	39.6
11/20/2015 12:25:00 AM	4.2	40.2
11/20/2015 12:27:00 AM	3.9	39.0
11/20/2015 12:28:00 AM	3.9	37.1
11/20/2015 12:29:00 AM	3.7	41.1
11/20/2015 12:35:00 AM	3.9	41.7
11/20/2015 12:37:00 AM	3.9	37.7
11/20/2015 12:38:00 AM	4.1	39.7
11/20/2015 12:40:00 AM	3.7	38.0
11/20/2015 12:41:00 AM	4.0	40.6
11/20/2015 12:42:00 AM	4.0	39.2
11/20/2015 12:45:00 AM	4.2	39.2
11/20/2015 12:46:00 AM	4.7	44.4
11/20/2015 12:47:00 AM	5.2	47.0
11/20/2015 12:48:00 AM	5.4	46.9
11/20/2015 12:49:00 AM	4.7	44.6
11/20/2015 12:50:00 AM	5.0	47.3
11/20/2015 12:51:00 AM	5.2	44.8
11/20/2015 12:52:00 AM	3.8	40.5
11/20/2015 12:53:00 AM	3.9	39.5
11/20/2015 12:54:00 AM	4.4	43.2
11/20/2015 12:55:00 AM	4.3	40.9
11/20/2015 12:57:00 AM	4.8	44.0

11/20/2015 12:58:00 AM	4.8	43.5
11/20/2015 12:59:00 AM	4.4	44.2
11/20/2015 1:00:00 AM	4.4	41.6
11/20/2015 1:02:00 AM	5.1	48.6
11/20/2015 1:03:00 AM	4.5	44.2
11/20/2015 1:04:00 AM	5.0	45.0
11/20/2015 1:05:00 AM	4.8	44.8
11/20/2015 1:06:00 AM	4.1	39.2
11/20/2015 1:07:00 AM	5.8	49.8
11/20/2015 1:08:00 AM	5.5	50.0
11/20/2015 1:09:00 AM	5.2	45.5
11/20/2015 1:10:00 AM	5.1	48.1
11/20/2015 1:11:00 AM	5.8	47.0
11/20/2015 1:12:00 AM	5.4	46.4
11/20/2015 1:13:00 AM	4.9	44.4
11/20/2015 1:14:00 AM	4.5	42.5
11/20/2015 1:15:00 AM	4.1	41.5
11/20/2015 1:16:00 AM	4.3	40.5
11/20/2015 1:17:00 AM	3.6	37.6
11/20/2015 1:21:00 AM	5.1	44.9
11/20/2015 1:22:00 AM	4.4	40.3
11/20/2015 1:23:00 AM	4.8	44.2
11/20/2015 1:25:00 AM	5.2	45.3
11/20/2015 1:26:00 AM	5.1	44.7
11/20/2015 1:27:00 AM	3.7	36.9
11/20/2015 1:29:00 AM	3.6	36.5
11/20/2015 1:30:00 AM	4.5	42.8
11/20/2015 1:31:00 AM	3.8	40.4
11/20/2015 1:33:00 AM	4.9	44.9
11/20/2015 1:34:00 AM	5.0	46.4
11/20/2015 1:35:00 AM	4.0	39.6
11/20/2015 1:36:00 AM	5.0	45.7
11/20/2015 1:37:00 AM	4.2	43.2
11/20/2015 1:39:00 AM	4.0	40.4
11/20/2015 1:40:00 AM	3.9	43.2
11/20/2015 1:41:00 AM	4.9	43.5
11/20/2015 1:42:00 AM	4.9	47.2
11/20/2015 1:43:00 AM	4.3	42.9
11/20/2015 1:44:00 AM	5.1	43.8
11/20/2015 1:45:00 AM	4.2	42.3
11/20/2015 1:47:00 AM	4.8	47.2
11/20/2015 1:48:00 AM	3.6	39.1
11/20/2015 1:50:00 AM	4.2	42.6
11/20/2015 1:51:00 AM	4.1	41.5
11/20/2015 1:52:00 AM	4.9	44.0
11/20/2015 1:53:00 AM	3.7	40.4
11/20/2015 1:56:00 AM	4.3	43.7
11/20/2015 1:58:00 AM	5.4	47.9
11/20/2015 1:59:00 AM	4.9	43.4
11/20/2015 2:00:00 AM	4.8	44.1
11/20/2015 2:01:00 AM	4.3	41.1
11/20/2015 2:02:00 AM	4.6	46.2
11/20/2015 2:03:00 AM	4.2	41.8
11/20/2015 2:04:00 AM	3.9	40.4
11/20/2015 2:05:00 AM	4.3	42.6

11/20/2015 2:06:00 AM	4.1	41.0
11/20/2015 2:07:00 AM	4.4	42.9
11/20/2015 2:08:00 AM	4.3	46.3
11/20/2015 2:10:00 AM	4.5	44.2
11/20/2015 2:14:00 AM	4.7	44.9
11/20/2015 2:15:00 AM	4.5	41.8
11/20/2015 2:17:00 AM	4.3	39.7
11/20/2015 2:18:00 AM	4.3	42.7
11/20/2015 2:19:00 AM	4.6	44.7
11/20/2015 2:20:00 AM	4.1	42.5
11/20/2015 2:21:00 AM	5.5	49.7
11/20/2015 2:22:00 AM	4.4	44.8
11/20/2015 2:23:00 AM	4.5	44.0
11/20/2015 2:24:00 AM	4.2	40.4
11/20/2015 2:26:00 AM	3.9	39.1
11/20/2015 2:27:00 AM	4.3	43.9
11/20/2015 2:28:00 AM	3.5	38.2
11/20/2015 2:30:00 AM	3.6	39.9
11/20/2015 2:31:00 AM	3.9	38.8
11/20/2015 2:32:00 AM	4.3	45.6
11/20/2015 2:33:00 AM	5.4	47.5
11/20/2015 2:34:00 AM	4.1	37.0
11/20/2015 2:36:00 AM	3.5	36.7
11/20/2015 2:39:00 AM	3.7	36.8
11/20/2015 2:42:00 AM	4.1	43.0
11/20/2015 2:44:00 AM	3.6	39.3
11/20/2015 2:46:00 AM	4.2	43.6
11/20/2015 2:47:00 AM	4.2	39.7
11/20/2015 2:48:00 AM	4.0	39.8
11/20/2015 2:49:00 AM	3.6	37.1
11/20/2015 2:51:00 AM	3.6	40.1
11/20/2015 2:52:00 AM	4.3	41.3
11/20/2015 2:53:00 AM	3.6	36.7
11/20/2015 2:57:00 AM	3.9	41.0
11/20/2015 2:58:00 AM	3.6	39.8
11/20/2015 2:59:00 AM	5.0	46.0
11/20/2015 3:00:00 AM	3.8	39.5
11/20/2015 3:01:00 AM	3.8	39.2
11/20/2015 3:05:00 AM	4.1	38.2
11/20/2015 3:07:00 AM	3.5	39.8
11/20/2015 3:10:00 AM	3.6	36.1
11/20/2015 3:11:00 AM	3.6	37.9
11/20/2015 3:12:00 AM	4.1	40.3
11/20/2015 3:13:00 AM	4.4	42.9
11/20/2015 3:14:00 AM	3.7	39.0
11/20/2015 3:15:00 AM	3.7	36.0
11/20/2015 3:17:00 AM	4.1	38.8
11/20/2015 3:19:00 AM	4.1	40.8
11/20/2015 3:20:00 AM	3.7	41.0
11/20/2015 3:22:00 AM	4.2	43.2
11/20/2015 3:25:00 AM	3.9	41.8
11/20/2015 3:26:00 AM	3.9	38.3
11/20/2015 3:27:00 AM	3.9	41.5
11/20/2015 3:29:00 AM	4.4	43.4
11/20/2015 3:35:00 AM	3.6	40.5

11/20/2015 3:38:00 AM	3.8	39.0
11/20/2015 3:39:00 AM	3.5	40.6
11/20/2015 3:40:00 AM	3.9	40.5
11/20/2015 3:41:00 AM	4.0	40.2
11/20/2015 3:42:00 AM	4.3	43.0
11/20/2015 3:43:00 AM	4.0	40.0
11/20/2015 3:46:00 AM	3.6	39.6
11/20/2015 3:48:00 AM	3.8	40.1
11/20/2015 3:50:00 AM	4.0	39.7
11/20/2015 3:52:00 AM	4.6	42.1
11/20/2015 3:53:00 AM	4.0	42.6
11/20/2015 3:54:00 AM	4.0	39.7
11/20/2015 3:55:00 AM	3.6	37.3
11/20/2015 3:56:00 AM	4.0	43.0
11/20/2015 3:58:00 AM	3.7	44.1
11/20/2015 3:59:00 AM	3.9	37.4
11/20/2015 4:01:00 AM	4.6	40.7
11/20/2015 4:03:00 AM	5.0	44.0
11/20/2015 4:04:00 AM	3.6	40.4
11/20/2015 4:06:00 AM	4.2	44.0
11/20/2015 4:07:00 AM	4.4	44.4
11/20/2015 4:10:00 AM	4.7	48.0
11/20/2015 4:11:00 AM	3.7	37.0
11/20/2015 4:12:00 AM	4.3	39.7
11/20/2015 4:13:00 AM	3.8	38.7
11/20/2015 4:14:00 AM	4.3	51.2
11/20/2015 4:15:00 AM	3.6	41.3
11/20/2015 4:17:00 AM	3.7	35.4
11/20/2015 4:18:00 AM	3.6	38.8
11/20/2015 4:19:00 AM	3.8	39.1
11/20/2015 4:20:00 AM	3.6	36.1
11/20/2015 4:21:00 AM	3.7	41.1
11/20/2015 4:22:00 AM	4.0	42.3
11/20/2015 4:25:00 AM	3.7	43.5
11/20/2015 4:29:00 AM	4.3	41.5
11/20/2015 4:30:00 AM	4.1	43.2
11/20/2015 4:31:00 AM	3.8	42.7
11/20/2015 4:32:00 AM	4.1	40.3
11/20/2015 4:33:00 AM	3.9	40.7
11/20/2015 4:34:00 AM	3.7	39.6
11/20/2015 4:38:00 AM	3.8	40.1
11/20/2015 4:42:00 AM	4.1	42.4
11/20/2015 4:45:00 AM	3.9	39.1
11/20/2015 4:47:00 AM	3.7	40.6
11/20/2015 4:48:00 AM	3.5	37.2
11/20/2015 4:49:00 AM	3.6	39.8
11/20/2015 4:50:00 AM	3.7	38.1
11/20/2015 4:51:00 AM	4.4	39.4
11/20/2015 4:53:00 AM	3.8	35.8
11/20/2015 4:54:00 AM	3.7	39.5
11/20/2015 4:56:00 AM	4.6	44.6
11/20/2015 4:59:00 AM	4.6	43.7
11/20/2015 10:05:00 PM	3.6	36.9
11/20/2015 10:06:00 PM	3.8	35.8
11/20/2015 10:07:00 PM	3.7	34.7

11/20/2015 10:08:00 PM	3.8	35.6
11/20/2015 10:09:00 PM	3.6	36.5
11/20/2015 10:11:00 PM	3.5	52.9
11/20/2015 10:14:00 PM	3.5	39.0
11/20/2015 10:15:00 PM	4.1	36.9
11/20/2015 10:19:00 PM	3.5	37.8
11/20/2015 10:20:00 PM	3.9	38.6
11/20/2015 10:21:00 PM	3.9	38.6
11/20/2015 10:22:00 PM	3.6	35.4
11/20/2015 10:23:00 PM	4.1	36.7
11/20/2015 10:24:00 PM	4.0	36.3
11/20/2015 10:25:00 PM	4.1	38.0
11/20/2015 10:26:00 PM	4.1	37.8
11/20/2015 10:27:00 PM	4.0	39.2
11/20/2015 10:28:00 PM	4.0	38.0
11/20/2015 10:29:00 PM	4.2	37.7
11/20/2015 10:30:00 PM	3.9	38.4
11/20/2015 10:31:00 PM	3.7	38.2
11/20/2015 10:32:00 PM	4.0	38.0
11/20/2015 10:33:00 PM	4.4	37.5
11/20/2015 10:34:00 PM	4.4	41.2
11/20/2015 10:35:00 PM	4.7	40.8
11/20/2015 10:36:00 PM	4.1	36.6
11/20/2015 10:37:00 PM	3.9	35.2
11/20/2015 10:38:00 PM	3.9	35.5
11/20/2015 10:39:00 PM	3.8	35.9
11/20/2015 10:40:00 PM	3.8	38.0
11/20/2015 10:41:00 PM	4.4	48.8
11/20/2015 10:42:00 PM	4.3	52.1
11/20/2015 10:43:00 PM	4.2	37.3
11/20/2015 10:44:00 PM	4.2	37.0
11/20/2015 10:45:00 PM	3.7	37.2
11/20/2015 10:46:00 PM	3.7	38.4
11/20/2015 10:47:00 PM	3.7	36.3
11/20/2015 10:48:00 PM	4.0	35.4
11/20/2015 10:49:00 PM	3.8	53.7
11/20/2015 10:50:00 PM	3.9	41.5
11/20/2015 10:51:00 PM	4.2	38.4
11/20/2015 10:52:00 PM	4.1	37.4
11/20/2015 10:53:00 PM	4.4	54.2
11/20/2015 10:54:00 PM	3.9	39.1
11/20/2015 10:55:00 PM	4.3	41.1
11/20/2015 10:56:00 PM	5.1	44.6
11/20/2015 10:57:00 PM	5.3	45.1
11/20/2015 10:58:00 PM	5.0	42.3
11/20/2015 10:59:00 PM	4.8	42.0
11/20/2015 11:00:00 PM	4.0	39.0
11/20/2015 11:01:00 PM	4.7	39.7
11/20/2015 11:02:00 PM	4.9	41.0
11/20/2015 11:03:00 PM	4.3	38.7
11/20/2015 11:04:00 PM	4.2	40.9
11/20/2015 11:05:00 PM	4.9	42.3
11/20/2015 11:06:00 PM	4.6	39.6
11/20/2015 11:07:00 PM	4.2	36.3
11/20/2015 11:08:00 PM	4.6	40.6

11/20/2015 11:09:00 PM	4.3	38.4
11/20/2015 11:10:00 PM	4.5	39.0
11/20/2015 11:11:00 PM	4.2	39.2
11/20/2015 11:12:00 PM	4.5	41.7
11/20/2015 11:13:00 PM	4.7	41.9
11/20/2015 11:14:00 PM	4.7	40.5
11/20/2015 11:15:00 PM	4.3	38.3
11/20/2015 11:16:00 PM	4.2	38.9
11/20/2015 11:17:00 PM	5.1	41.9
11/20/2015 11:18:00 PM	4.0	35.8
11/20/2015 11:19:00 PM	3.6	33.8
11/20/2015 11:23:00 PM	3.6	36.6
11/20/2015 11:24:00 PM	3.7	36.0
11/20/2015 11:25:00 PM	3.7	34.4
11/20/2015 11:26:00 PM	4.2	38.0
11/20/2015 11:27:00 PM	4.6	39.3
11/20/2015 11:28:00 PM	3.7	37.3
11/20/2015 11:29:00 PM	3.5	35.8
11/20/2015 11:30:00 PM	3.7	34.1
11/20/2015 11:34:00 PM	3.9	34.6
11/20/2015 11:35:00 PM	3.9	35.2
11/20/2015 11:36:00 PM	4.0	35.3
11/20/2015 11:37:00 PM	3.7	33.2
11/20/2015 11:38:00 PM	3.6	34.5
11/20/2015 11:39:00 PM	3.8	35.3
11/20/2015 11:40:00 PM	3.7	36.5
11/20/2015 11:41:00 PM	4.4	38.2
11/20/2015 11:42:00 PM	4.2	38.1
11/20/2015 11:43:00 PM	4.7	39.5
11/20/2015 11:44:00 PM	4.2	37.6
11/20/2015 11:45:00 PM	3.8	35.0
11/20/2015 11:46:00 PM	3.8	36.0
11/20/2015 11:48:00 PM	3.7	36.0
11/20/2015 11:49:00 PM	3.9	35.5
11/20/2015 11:51:00 PM	3.7	38.0
11/20/2015 11:54:00 PM	3.5	34.7
11/20/2015 11:55:00 PM	3.6	36.9
11/20/2015 11:56:00 PM	4.6	40.1
11/20/2015 11:57:00 PM	3.8	35.6
11/21/2015 12:00:00 AM	4.1	36.9
11/21/2015 12:01:00 AM	3.7	33.7
11/21/2015 12:02:00 AM	3.5	33.7
11/21/2015 12:03:00 AM	3.7	37.4
11/21/2015 12:04:00 AM	4.5	40.3
11/21/2015 12:05:00 AM	3.8	34.8
11/21/2015 12:06:00 AM	3.9	35.9
11/21/2015 12:08:00 AM	3.7	34.9
11/21/2015 12:09:00 AM	3.7	35.6
11/21/2015 12:10:00 AM	3.7	35.8
11/21/2015 12:11:00 AM	3.8	37.2
11/21/2015 12:13:00 AM	3.7	37.1
11/21/2015 12:14:00 AM	4.3	39.1
11/21/2015 12:15:00 AM	4.4	39.0
11/21/2015 12:16:00 AM	4.1	36.7
11/21/2015 12:17:00 AM	4.0	36.8

11/21/2015 12:18:00 AM	4.0	36.9
11/21/2015 12:19:00 AM	4.7	41.8
11/21/2015 12:20:00 AM	3.9	37.3
11/21/2015 12:21:00 AM	4.0	35.9
11/21/2015 12:22:00 AM	3.9	37.5
11/21/2015 12:23:00 AM	3.6	35.6
11/21/2015 12:24:00 AM	4.4	41.5
11/21/2015 12:25:00 AM	4.5	38.5
11/21/2015 12:26:00 AM	3.9	37.6
11/21/2015 12:27:00 AM	4.0	37.5
11/21/2015 12:28:00 AM	3.8	34.9
11/21/2015 12:33:00 AM	3.5	35.9
11/21/2015 12:34:00 AM	3.8	36.5
11/21/2015 12:43:00 AM	3.5	38.8
11/21/2015 12:56:00 AM	3.6	37.7
11/21/2015 1:15:00 AM	3.6	36.3
11/22/2015 4:09:00 AM	7.4	54.1
11/22/2015 4:29:00 AM	7.2	53.5
11/22/2015 4:39:00 AM	7.1	51.3
11/22/2015 4:40:00 AM	6.2	49.9
11/22/2015 4:41:00 AM	5.5	46.9
11/22/2015 4:42:00 AM	5.6	47.6
11/22/2015 4:43:00 AM	6.0	50.3
11/22/2015 4:44:00 AM	6.1	48.3
11/22/2015 4:45:00 AM	6.6	52.3
11/22/2015 4:46:00 AM	6.3	49.5
11/22/2015 4:47:00 AM	6.0	48.7
11/22/2015 4:48:00 AM	6.0	49.1
11/22/2015 4:51:00 AM	7.2	53.8
11/22/2015 4:52:00 AM	6.0	48.6
11/22/2015 4:53:00 AM	5.8	48.7
11/22/2015 4:54:00 AM	6.7	51.1
11/22/2015 4:57:00 AM	7.2	52.5
11/22/2015 4:58:00 AM	6.4	50.8
11/22/2015 4:59:00 AM	6.2	49.9
11/22/2015 11:26:00 PM	3.6	37.8
11/22/2015 11:37:00 PM	3.6	36.2
11/22/2015 11:38:00 PM	3.5	39.3
11/22/2015 11:46:00 PM	3.6	37.0
11/22/2015 11:51:00 PM	3.7	37.0
11/22/2015 11:55:00 PM	3.7	37.7
11/22/2015 11:56:00 PM	3.7	36.6
11/22/2015 11:58:00 PM	3.9	38.5
11/22/2015 11:59:00 PM	3.7	36.3
11/23/2015 12:00:00 AM	4.0	37.7
11/23/2015 12:01:00 AM	3.8	36.6
11/23/2015 12:07:00 AM	3.7	37.3
11/23/2015 12:08:00 AM	3.6	37.3
11/23/2015 12:09:00 AM	3.5	37.9
11/23/2015 12:10:00 AM	3.6	36.9
11/23/2015 12:15:00 AM	3.7	37.6
11/23/2015 12:16:00 AM	3.6	37.0
11/23/2015 12:18:00 AM	3.6	37.2
11/23/2015 12:19:00 AM	3.5	36.1
11/23/2015 12:20:00 AM	3.9	38.0

11/23/2015 12:21:00 AM	3.8	39.8
11/23/2015 12:22:00 AM	4.6	40.5
11/23/2015 12:23:00 AM	3.6	36.2
11/23/2015 12:26:00 AM	3.5	37.3
11/23/2015 12:30:00 AM	3.6	36.1
11/23/2015 4:30:00 AM	3.5	35.0
11/23/2015 10:31:00 PM	3.6	37.7
11/23/2015 10:32:00 PM	3.8	37.3
11/23/2015 10:33:00 PM	3.6	35.9
11/23/2015 10:35:00 PM	3.6	36.6
11/23/2015 10:36:00 PM	3.6	37.0
11/23/2015 10:37:00 PM	3.8	37.8
11/23/2015 10:39:00 PM	4.1	39.7
11/23/2015 10:40:00 PM	3.7	38.1
11/23/2015 10:44:00 PM	3.7	36.6
11/23/2015 10:45:00 PM	3.6	35.6
11/23/2015 10:46:00 PM	3.6	36.8
11/23/2015 10:48:00 PM	3.8	37.1
11/23/2015 10:49:00 PM	3.8	37.6
11/23/2015 10:50:00 PM	3.9	36.7
11/23/2015 10:51:00 PM	3.9	36.8
11/23/2015 10:52:00 PM	3.8	36.3
11/23/2015 10:53:00 PM	3.5	35.2
11/23/2015 10:55:00 PM	3.5	34.5
11/23/2015 10:56:00 PM	3.7	35.5
11/23/2015 10:57:00 PM	3.5	34.4
11/23/2015 10:59:00 PM	3.8	35.7
11/23/2015 11:05:00 PM	3.6	36.6
11/23/2015 11:06:00 PM	3.8	37.3
11/23/2015 11:07:00 PM	3.7	36.5
11/23/2015 11:08:00 PM	3.8	36.1
11/23/2015 11:09:00 PM	3.5	36.0
11/23/2015 11:10:00 PM	3.6	36.7
11/23/2015 11:11:00 PM	3.7	36.9
11/23/2015 11:12:00 PM	4.0	36.8
11/23/2015 11:13:00 PM	3.8	37.2
11/23/2015 11:14:00 PM	3.6	36.7
11/23/2015 11:15:00 PM	3.8	36.9
11/23/2015 11:16:00 PM	3.5	35.2
11/23/2015 11:42:00 PM	3.5	34.6
11/24/2015 12:04:00 AM	3.6	35.0
11/24/2015 12:05:00 AM	3.6	36.2
11/24/2015 12:10:00 AM	3.5	35.4
11/24/2015 12:11:00 AM	3.6	35.7
11/24/2015 12:12:00 AM	3.6	35.9
11/24/2015 12:14:00 AM	3.5	35.8
11/24/2015 12:21:00 AM	3.6	36.9
11/24/2015 12:31:00 AM	3.7	36.7
11/24/2015 12:39:00 AM	4.1	37.9
11/24/2015 12:40:00 AM	3.7	37.3
11/24/2015 12:41:00 AM	3.5	36.9
11/24/2015 12:47:00 AM	3.9	38.6
11/24/2015 12:48:00 AM	3.6	36.9
11/24/2015 12:53:00 AM	4.1	39.3
11/24/2015 12:54:00 AM	4.2	39.9

11/24/2015 12:55:00 AM	4.6	41.3
11/24/2015 12:56:00 AM	5.8	47.2
11/24/2015 12:57:00 AM	5.0	43.1
11/24/2015 12:58:00 AM	5.2	46.3
11/24/2015 12:59:00 AM	5.4	46.5
11/24/2015 1:00:00 AM	5.8	46.7
11/24/2015 1:01:00 AM	4.9	43.1
11/24/2015 1:02:00 AM	5.5	46.9
11/24/2015 1:03:00 AM	5.9	47.8
11/24/2015 1:04:00 AM	5.5	46.3
11/24/2015 1:05:00 AM	5.3	44.4
11/24/2015 1:06:00 AM	5.1	43.5
11/24/2015 1:07:00 AM	5.4	45.3
11/24/2015 1:08:00 AM	5.0	43.5
11/24/2015 1:09:00 AM	5.5	45.6
11/24/2015 1:10:00 AM	5.6	47.0
11/24/2015 1:11:00 AM	5.0	43.9
11/24/2015 1:12:00 AM	4.5	41.3
11/24/2015 1:13:00 AM	4.5	40.7
11/24/2015 1:14:00 AM	4.7	42.2
11/24/2015 1:15:00 AM	4.3	39.9
11/24/2015 1:16:00 AM	5.5	46.3
11/24/2015 1:17:00 AM	5.3	46.1
11/24/2015 1:18:00 AM	4.8	43.7
11/24/2015 1:19:00 AM	3.8	38.1
11/24/2015 1:20:00 AM	3.8	37.9
11/24/2015 1:21:00 AM	3.7	40.5
11/24/2015 1:23:00 AM	4.0	40.2
11/24/2015 1:24:00 AM	3.9	38.2
11/24/2015 1:26:00 AM	3.6	36.9
11/24/2015 1:27:00 AM	3.7	36.8
11/24/2015 1:28:00 AM	4.0	38.6
11/24/2015 1:29:00 AM	4.3	39.7
11/24/2015 1:30:00 AM	3.9	37.3
11/24/2015 1:31:00 AM	4.0	37.4
11/24/2015 1:32:00 AM	3.8	36.6
11/24/2015 1:33:00 AM	3.6	36.0
11/24/2015 1:34:00 AM	3.8	37.6
11/24/2015 1:36:00 AM	3.7	37.9
11/24/2015 1:37:00 AM	3.8	37.5
11/24/2015 1:38:00 AM	3.9	37.9
11/24/2015 1:44:00 AM	3.5	37.3
11/24/2015 1:45:00 AM	3.8	36.9
11/24/2015 1:58:00 AM	4.9	42.4
11/24/2015 1:59:00 AM	4.9	42.8
11/24/2015 2:00:00 AM	4.8	41.6
11/24/2015 2:01:00 AM	4.2	40.3
11/24/2015 2:02:00 AM	5.0	41.5
11/24/2015 2:03:00 AM	5.0	43.0
11/24/2015 2:04:00 AM	5.3	44.8
11/24/2015 2:05:00 AM	5.4	45.4
11/24/2015 2:06:00 AM	4.8	43.8
11/24/2015 2:07:00 AM	4.6	42.7
11/24/2015 2:08:00 AM	4.5	39.3
11/24/2015 2:09:00 AM	4.6	40.8

11/24/2015 2:10:00 AM	4.1	38.8
11/24/2015 2:11:00 AM	4.1	40.0
11/24/2015 2:12:00 AM	4.4	41.9
11/24/2015 2:13:00 AM	4.6	41.0
11/24/2015 2:14:00 AM	4.5	40.4
11/24/2015 2:15:00 AM	4.9	41.3
11/24/2015 2:16:00 AM	5.0	43.4
11/24/2015 2:17:00 AM	4.7	41.7
11/24/2015 2:18:00 AM	4.1	37.4
11/24/2015 2:19:00 AM	5.6	47.2
11/24/2015 2:20:00 AM	4.4	40.4
11/24/2015 2:21:00 AM	5.3	45.9
11/24/2015 2:22:00 AM	4.6	44.8
11/24/2015 2:23:00 AM	5.2	44.4
11/24/2015 2:24:00 AM	5.6	46.6
11/24/2015 2:25:00 AM	4.8	42.1
11/24/2015 2:26:00 AM	4.8	42.7
11/24/2015 2:27:00 AM	4.6	40.3
11/24/2015 2:28:00 AM	5.4	46.4
11/24/2015 2:29:00 AM	4.8	42.1
11/24/2015 2:30:00 AM	4.2	38.0
11/24/2015 2:31:00 AM	4.1	38.5
11/24/2015 2:32:00 AM	4.5	39.5
11/24/2015 2:33:00 AM	4.6	40.8
11/24/2015 2:34:00 AM	4.4	38.2
11/24/2015 2:35:00 AM	4.5	39.1
11/24/2015 2:36:00 AM	4.6	40.6
11/24/2015 2:37:00 AM	4.8	42.1
11/24/2015 2:38:00 AM	4.7	40.0
11/24/2015 2:39:00 AM	4.8	41.2
11/24/2015 2:40:00 AM	3.8	36.3
11/24/2015 2:41:00 AM	3.9	39.0
11/24/2015 2:42:00 AM	4.2	38.5
11/24/2015 2:43:00 AM	4.3	39.0
11/24/2015 2:44:00 AM	3.7	36.6
11/24/2015 2:51:00 AM	3.7	36.6
11/24/2015 2:52:00 AM	3.6	35.8
11/24/2015 2:54:00 AM	3.6	36.3
11/24/2015 2:55:00 AM	3.6	35.9
11/24/2015 2:56:00 AM	4.1	38.3
11/24/2015 2:57:00 AM	4.3	39.3
11/24/2015 2:58:00 AM	3.6	35.8
11/24/2015 3:06:00 AM	3.6	34.7
11/24/2015 3:11:00 AM	4.1	37.8
11/24/2015 3:12:00 AM	5.0	43.5
11/24/2015 3:13:00 AM	5.2	45.0
11/24/2015 3:14:00 AM	4.7	40.1
11/24/2015 3:15:00 AM	4.3	39.7
11/24/2015 3:16:00 AM	4.6	37.9
11/24/2015 3:17:00 AM	4.0	36.3
11/24/2015 3:18:00 AM	3.7	35.8
11/24/2015 3:19:00 AM	4.2	37.6
11/24/2015 3:20:00 AM	3.7	35.7
11/24/2015 3:21:00 AM	4.4	39.7
11/24/2015 3:22:00 AM	4.4	38.5

11/24/2015 3:23:00 AM	3.8	36.7
11/24/2015 3:24:00 AM	4.4	37.9
11/24/2015 3:25:00 AM	4.8	42.0
11/24/2015 3:26:00 AM	4.5	37.8
11/24/2015 3:27:00 AM	3.7	34.9
11/24/2015 3:28:00 AM	3.8	34.9
11/24/2015 3:31:00 AM	3.8	36.0
11/24/2015 3:32:00 AM	3.5	34.9
11/24/2015 3:33:00 AM	3.7	35.7
11/24/2015 3:35:00 AM	3.8	36.1
11/24/2015 3:36:00 AM	4.2	37.3
11/24/2015 3:37:00 AM	3.8	39.0
11/24/2015 3:38:00 AM	4.6	41.4
11/24/2015 3:39:00 AM	4.7	42.3
11/24/2015 3:40:00 AM	4.7	41.2
11/24/2015 3:41:00 AM	4.8	41.9
11/24/2015 3:42:00 AM	4.7	39.8
11/24/2015 3:43:00 AM	4.7	42.0
11/24/2015 3:44:00 AM	5.3	44.9
11/24/2015 3:45:00 AM	5.1	44.8
11/24/2015 3:46:00 AM	5.5	45.9
11/24/2015 3:47:00 AM	5.7	48.6
11/24/2015 3:48:00 AM	4.8	43.8
11/24/2015 3:49:00 AM	4.8	41.9
11/24/2015 3:50:00 AM	5.3	45.2
11/24/2015 3:51:00 AM	5.4	43.6
11/24/2015 3:52:00 AM	5.5	46.7
11/24/2015 3:53:00 AM	4.7	40.8
11/24/2015 3:54:00 AM	4.9	44.6
11/24/2015 3:55:00 AM	5.0	41.9
11/24/2015 3:56:00 AM	4.9	45.2
11/24/2015 3:57:00 AM	5.0	42.6
11/24/2015 3:58:00 AM	5.2	46.8
11/24/2015 3:59:00 AM	4.9	44.0
11/24/2015 4:00:00 AM	5.9	47.6
11/24/2015 4:01:00 AM	5.7	47.1
11/24/2015 4:02:00 AM	6.0	49.2
11/24/2015 4:03:00 AM	5.5	47.1
11/24/2015 4:04:00 AM	5.6	45.7
11/24/2015 4:05:00 AM	4.5	40.6
11/24/2015 4:06:00 AM	4.6	40.5
11/24/2015 4:07:00 AM	4.8	41.3
11/24/2015 4:08:00 AM	5.1	43.7
11/24/2015 4:09:00 AM	4.6	40.6
11/24/2015 4:10:00 AM	4.6	41.3
11/24/2015 4:11:00 AM	4.7	41.2
11/24/2015 4:12:00 AM	4.7	39.7
11/24/2015 4:13:00 AM	4.4	38.0
11/24/2015 4:14:00 AM	4.2	40.5
11/24/2015 4:15:00 AM	4.6	41.0
11/24/2015 4:16:00 AM	4.8	41.4
11/24/2015 4:17:00 AM	4.5	39.1
11/24/2015 4:18:00 AM	4.1	40.6
11/24/2015 4:19:00 AM	4.4	39.2
11/24/2015 4:20:00 AM	3.8	36.6

11/24/2015 4:22:00 AM	3.6	36.4
11/24/2015 4:23:00 AM	3.8	39.8
11/24/2015 4:24:00 AM	4.2	40.2
11/24/2015 4:25:00 AM	4.5	39.7
11/24/2015 4:26:00 AM	4.8	42.1
11/24/2015 4:27:00 AM	5.1	42.8
11/24/2015 4:28:00 AM	4.5	40.8
11/24/2015 4:29:00 AM	4.5	40.3
11/24/2015 4:30:00 AM	4.3	38.4
11/24/2015 4:31:00 AM	4.2	37.4
11/24/2015 4:32:00 AM	4.3	37.3
11/24/2015 4:33:00 AM	4.4	39.2
11/24/2015 4:34:00 AM	4.0	37.4
11/24/2015 4:35:00 AM	4.3	38.5
11/24/2015 4:36:00 AM	4.0	38.9
11/24/2015 4:37:00 AM	4.6	39.4
11/24/2015 4:38:00 AM	4.2	38.5
11/24/2015 4:39:00 AM	4.6	40.8
11/24/2015 4:40:00 AM	4.9	42.4
11/24/2015 4:41:00 AM	4.8	40.8
11/24/2015 4:42:00 AM	5.0	44.3
11/24/2015 4:43:00 AM	4.8	41.2
11/24/2015 4:44:00 AM	4.6	40.4
11/24/2015 4:45:00 AM	4.2	37.3
11/24/2015 4:46:00 AM	4.3	38.4
11/24/2015 4:47:00 AM	4.1	38.3
11/24/2015 4:48:00 AM	4.1	37.6
11/24/2015 4:49:00 AM	4.4	38.6
11/24/2015 4:50:00 AM	4.4	39.5
11/24/2015 4:51:00 AM	4.6	40.8
11/24/2015 4:52:00 AM	4.5	39.3
11/24/2015 4:53:00 AM	4.3	38.9
11/24/2015 4:54:00 AM	5.0	43.6
11/24/2015 4:55:00 AM	5.5	45.7
11/24/2015 4:56:00 AM	5.3	44.8
11/24/2015 4:57:00 AM	4.9	41.5
11/24/2015 4:58:00 AM	4.8	40.6
11/24/2015 4:59:00 AM	4.2	37.5
11/25/2015 2:26:00 AM	3.7	32.2
11/25/2015 2:27:00 AM	3.7	32.0
11/25/2015 2:28:00 AM	3.8	32.9
11/25/2015 2:29:00 AM	3.8	33.1
11/25/2015 10:00:00 PM	6.0	49.3
11/25/2015 10:01:00 PM	5.5	45.0
11/25/2015 10:02:00 PM	5.5	45.6
11/25/2015 10:03:00 PM	5.9	50.5
11/25/2015 10:04:00 PM	6.5	50.2
11/25/2015 10:05:00 PM	5.9	47.4
11/25/2015 10:06:00 PM	6.0	49.6
11/25/2015 10:07:00 PM	5.7	45.4
11/25/2015 10:08:00 PM	5.7	47.9
11/25/2015 10:09:00 PM	6.0	49.5
11/25/2015 10:10:00 PM	5.3	46.4
11/25/2015 10:12:00 PM	5.9	48.6
11/25/2015 10:13:00 PM	6.8	51.7

11/25/2015 10:14:00 PM	5.7	46.2
11/25/2015 10:15:00 PM	5.5	46.2
11/25/2015 10:16:00 PM	5.2	45.8
11/25/2015 10:17:00 PM	6.1	47.4
11/25/2015 10:18:00 PM	5.8	47.7
11/25/2015 10:19:00 PM	5.9	47.3
11/25/2015 10:20:00 PM	6.1	49.5
11/25/2015 10:21:00 PM	6.2	48.2
11/25/2015 10:22:00 PM	5.9	50.2
11/25/2015 10:23:00 PM	6.0	49.5
11/25/2015 10:24:00 PM	6.3	50.4
11/25/2015 10:25:00 PM	6.5	51.4
11/25/2015 10:26:00 PM	5.9	48.0
11/25/2015 10:27:00 PM	5.5	46.5
11/25/2015 10:28:00 PM	5.5	45.3
11/25/2015 10:29:00 PM	6.0	47.9
11/25/2015 10:30:00 PM	6.1	47.5
11/25/2015 10:31:00 PM	5.9	48.4
11/25/2015 10:32:00 PM	5.8	47.5
11/25/2015 10:33:00 PM	5.1	46.5
11/25/2015 10:34:00 PM	5.7	44.0
11/25/2015 10:35:00 PM	5.4	49.7
11/25/2015 10:36:00 PM	6.3	47.2
11/25/2015 10:37:00 PM	6.1	49.2
11/25/2015 10:38:00 PM	6.1	50.3
11/25/2015 10:39:00 PM	6.3	49.4
11/25/2015 10:40:00 PM	5.5	47.0
11/25/2015 10:41:00 PM	5.2	45.9
11/25/2015 10:42:00 PM	5.9	49.6
11/25/2015 10:43:00 PM	6.2	49.3
11/25/2015 10:44:00 PM	6.2	50.1
11/25/2015 10:45:00 PM	6.3	48.9
11/25/2015 10:46:00 PM	5.8	47.3
11/25/2015 10:47:00 PM	5.5	44.9
11/25/2015 10:48:00 PM	6.3	50.3
11/25/2015 10:49:00 PM	6.2	50.0
11/25/2015 10:50:00 PM	6.0	49.0
11/25/2015 10:51:00 PM	6.5	48.6
11/25/2015 10:52:00 PM	6.3	49.8
11/25/2015 10:53:00 PM	6.4	49.6
11/25/2015 10:54:00 PM	5.5	48.3
11/25/2015 10:55:00 PM	6.8	50.5
11/25/2015 10:57:00 PM	6.9	52.4
11/25/2015 10:58:00 PM	6.6	51.9
11/25/2015 10:59:00 PM	6.0	50.0
11/25/2015 11:00:00 PM	5.7	46.7
11/25/2015 11:01:00 PM	5.8	46.8
11/25/2015 11:02:00 PM	6.6	49.5
11/25/2015 11:03:00 PM	5.6	46.2
11/25/2015 11:04:00 PM	5.5	46.4
11/25/2015 11:05:00 PM	5.9	48.4
11/25/2015 11:06:00 PM	6.2	49.5
11/25/2015 11:07:00 PM	6.2	50.8
11/25/2015 11:08:00 PM	6.0	45.7
11/25/2015 11:09:00 PM	5.4	47.0

11/25/2015 11:10:00 PM	6.0	48.5
11/25/2015 11:11:00 PM	5.7	48.0
11/25/2015 11:12:00 PM	6.3	50.2
11/25/2015 11:13:00 PM	5.8	48.6
11/25/2015 11:14:00 PM	6.0	49.2
11/25/2015 11:15:00 PM	5.3	43.9
11/25/2015 11:16:00 PM	5.5	44.9
11/25/2015 11:17:00 PM	5.6	49.8
11/25/2015 11:18:00 PM	6.4	50.9
11/25/2015 11:19:00 PM	6.1	48.7
11/25/2015 11:20:00 PM	6.0	49.0
11/25/2015 11:21:00 PM	6.1	46.9
11/25/2015 11:22:00 PM	6.2	51.3
11/25/2015 11:23:00 PM	5.7	46.9
11/25/2015 11:24:00 PM	5.9	46.2
11/25/2015 11:25:00 PM	5.7	45.6
11/25/2015 11:27:00 PM	6.4	50.8
11/25/2015 11:28:00 PM	6.6	49.5
11/25/2015 11:29:00 PM	5.9	48.4
11/25/2015 11:30:00 PM	5.9	51.1
11/25/2015 11:31:00 PM	6.7	50.4
11/25/2015 11:32:00 PM	5.6	44.4
11/25/2015 11:33:00 PM	5.7	46.9
11/25/2015 11:34:00 PM	6.4	50.2
11/25/2015 11:36:00 PM	5.9	49.1
11/25/2015 11:37:00 PM	5.5	46.2
11/25/2015 11:38:00 PM	5.2	43.4
11/25/2015 11:39:00 PM	5.1	43.8
11/25/2015 11:40:00 PM	6.2	50.5
11/25/2015 11:42:00 PM	6.5	50.3
11/25/2015 11:43:00 PM	6.5	51.8
11/25/2015 11:44:00 PM	6.8	51.4
11/25/2015 11:45:00 PM	5.4	47.3
11/25/2015 11:46:00 PM	6.3	50.7
11/25/2015 11:47:00 PM	6.3	50.6
11/25/2015 11:48:00 PM	6.0	48.6
11/25/2015 11:49:00 PM	5.2	44.4
11/25/2015 11:51:00 PM	6.0	47.9
11/25/2015 11:52:00 PM	5.3	44.3
11/25/2015 11:53:00 PM	5.7	46.5
11/25/2015 11:54:00 PM	5.6	48.7
11/25/2015 11:56:00 PM	6.2	50.0
11/25/2015 11:57:00 PM	6.1	50.1
11/25/2015 11:58:00 PM	6.3	50.0
11/25/2015 11:59:00 PM	7.4	53.2
11/26/2015 12:00:00 AM	6.3	50.8
11/26/2015 12:01:00 AM	6.0	46.6
11/26/2015 12:02:00 AM	5.0	44.3
11/26/2015 12:03:00 AM	5.7	47.4
11/26/2015 12:04:00 AM	5.9	49.0
11/26/2015 12:05:00 AM	6.0	49.8
11/26/2015 12:06:00 AM	5.5	46.6
11/26/2015 12:07:00 AM	6.2	52.5
11/26/2015 12:09:00 AM	5.5	44.8
11/26/2015 12:10:00 AM	5.8	48.5

11/26/2015 12:11:00 AM	5.5	47.9
11/26/2015 12:12:00 AM	6.3	49.6
11/26/2015 12:14:00 AM	6.6	50.4
11/26/2015 12:15:00 AM	6.4	50.3
11/26/2015 12:16:00 AM	5.5	48.1
11/26/2015 12:17:00 AM	5.3	46.6
11/26/2015 12:18:00 AM	6.7	53.9
11/26/2015 12:19:00 AM	6.3	51.0
11/26/2015 12:20:00 AM	6.4	49.8
11/26/2015 12:21:00 AM	5.3	49.0
11/26/2015 12:39:00 AM	6.7	52.5
11/26/2015 12:44:00 AM	6.8	52.7
11/26/2015 12:51:00 AM	6.9	52.0
11/26/2015 12:52:00 AM	5.9	49.2
11/26/2015 12:53:00 AM	5.8	47.8
11/26/2015 12:54:00 AM	5.6	47.6
11/26/2015 12:58:00 AM	6.2	50.0
11/26/2015 12:59:00 AM	5.3	52.2
11/26/2015 1:00:00 AM	7.1	53.0
11/26/2015 1:02:00 AM	7.1	52.7
11/26/2015 1:03:00 AM	5.3	47.2
11/26/2015 1:04:00 AM	5.5	48.3
11/26/2015 1:05:00 AM	6.5	49.8
11/26/2015 1:06:00 AM	6.0	49.0
11/26/2015 1:07:00 AM	6.8	52.3
11/26/2015 1:08:00 AM	5.1	45.5
11/26/2015 1:09:00 AM	5.3	47.7
11/26/2015 1:10:00 AM	5.7	50.2
11/26/2015 1:11:00 AM	5.2	45.3
11/26/2015 1:12:00 AM	6.0	48.4
11/26/2015 1:13:00 AM	5.5	47.4
11/26/2015 1:14:00 AM	5.9	47.6
11/26/2015 1:15:00 AM	4.7	41.4
11/26/2015 1:16:00 AM	4.6	40.9
11/26/2015 1:17:00 AM	4.3	40.2
11/26/2015 1:18:00 AM	4.8	42.0
11/26/2015 1:19:00 AM	4.9	45.0
11/26/2015 1:20:00 AM	4.9	44.7
11/26/2015 1:21:00 AM	5.2	45.2
11/26/2015 1:22:00 AM	4.0	39.3
11/26/2015 1:23:00 AM	4.2	38.3
11/26/2015 1:24:00 AM	5.9	50.0
11/26/2015 1:25:00 AM	4.8	44.4
11/26/2015 1:26:00 AM	5.4	44.0
11/26/2015 1:27:00 AM	3.8	39.0
11/26/2015 1:28:00 AM	4.3	41.1
11/26/2015 1:29:00 AM	3.8	36.6
11/26/2015 1:30:00 AM	4.6	44.7
11/26/2015 1:32:00 AM	4.3	41.6
11/26/2015 1:33:00 AM	4.9	43.5
11/26/2015 1:34:00 AM	4.6	43.2
11/26/2015 1:35:00 AM	4.6	40.2
11/26/2015 1:36:00 AM	3.8	36.4
11/26/2015 1:37:00 AM	4.3	39.8
11/26/2015 1:38:00 AM	5.2	45.0

11/26/2015 1:39:00 AM	4.9	44.0
11/26/2015 1:40:00 AM	4.8	39.9
11/26/2015 1:41:00 AM	5.5	46.5
11/26/2015 1:42:00 AM	5.6	45.6
11/26/2015 1:43:00 AM	5.1	42.5
11/26/2015 1:44:00 AM	4.7	41.1
11/26/2015 1:45:00 AM	5.1	42.8
11/26/2015 1:46:00 AM	5.4	43.6
11/26/2015 1:47:00 AM	5.6	45.7
11/26/2015 1:48:00 AM	5.0	43.8
11/26/2015 1:49:00 AM	5.1	44.4
11/26/2015 1:50:00 AM	4.8	42.7
11/26/2015 1:51:00 AM	5.4	46.6
11/26/2015 1:52:00 AM	5.3	44.3
11/26/2015 1:53:00 AM	5.4	46.2
11/26/2015 1:54:00 AM	5.3	46.4
11/26/2015 1:55:00 AM	4.9	44.6
11/26/2015 1:56:00 AM	5.3	47.8
11/26/2015 1:57:00 AM	5.6	47.4
11/26/2015 1:58:00 AM	5.6	48.2
11/26/2015 1:59:00 AM	6.2	50.0
11/26/2015 2:00:00 AM	6.1	48.2
11/26/2015 2:01:00 AM	6.1	50.4
11/26/2015 2:02:00 AM	5.6	46.7
11/26/2015 2:03:00 AM	4.7	41.9
11/26/2015 2:04:00 AM	4.4	41.3
11/26/2015 2:05:00 AM	5.7	47.2
11/26/2015 2:06:00 AM	4.5	43.8
11/26/2015 2:07:00 AM	5.4	46.8
11/26/2015 2:08:00 AM	5.5	47.4
11/26/2015 2:09:00 AM	4.6	41.4
11/26/2015 2:10:00 AM	4.7	42.8
11/26/2015 2:11:00 AM	4.1	36.3
11/26/2015 2:12:00 AM	4.6	40.1
11/26/2015 2:13:00 AM	4.8	41.0
11/26/2015 2:14:00 AM	4.1	40.6
11/26/2015 2:15:00 AM	4.6	41.2
11/26/2015 2:16:00 AM	5.1	41.8
11/26/2015 2:17:00 AM	3.7	36.5
11/26/2015 2:18:00 AM	4.1	40.0
11/26/2015 2:19:00 AM	3.9	38.3
11/26/2015 2:20:00 AM	3.6	36.4
11/26/2015 2:21:00 AM	5.4	47.5
11/26/2015 2:23:00 AM	5.1	44.2
11/26/2015 2:24:00 AM	4.0	36.4
11/26/2015 2:25:00 AM	4.9	42.1
11/26/2015 2:26:00 AM	4.4	42.5
11/26/2015 2:27:00 AM	4.5	38.7
11/26/2015 2:28:00 AM	3.9	38.3
11/26/2015 2:29:00 AM	3.7	34.5
11/26/2015 2:30:00 AM	4.5	41.7
11/26/2015 2:31:00 AM	3.7	39.5
11/26/2015 2:32:00 AM	3.8	35.1
11/26/2015 2:33:00 AM	4.0	37.7
11/26/2015 2:34:00 AM	4.2	38.7

11/26/2015 2:35:00 AM	3.8	38.4
11/26/2015 2:37:00 AM	4.2	38.9
11/26/2015 2:38:00 AM	4.5	40.0
11/26/2015 2:39:00 AM	4.4	39.9
11/26/2015 2:40:00 AM	4.5	40.2
11/26/2015 2:41:00 AM	4.7	39.1
11/26/2015 2:42:00 AM	4.2	39.3
11/26/2015 2:43:00 AM	4.8	41.7
11/26/2015 2:44:00 AM	4.6	38.3
11/26/2015 2:46:00 AM	4.6	41.7
11/26/2015 2:47:00 AM	4.3	38.4
11/26/2015 2:49:00 AM	3.5	35.6
11/26/2015 2:50:00 AM	4.1	36.7
11/26/2015 2:51:00 AM	4.6	38.3
11/26/2015 2:52:00 AM	5.1	45.9
11/26/2015 2:53:00 AM	4.8	40.9
11/26/2015 2:54:00 AM	4.3	42.0
11/26/2015 2:55:00 AM	5.1	43.7
11/26/2015 2:56:00 AM	5.3	48.3
11/26/2015 2:57:00 AM	5.3	43.6
11/26/2015 2:59:00 AM	4.5	43.8
11/26/2015 3:00:00 AM	5.4	45.4
11/26/2015 3:01:00 AM	4.1	37.6
11/26/2015 3:02:00 AM	4.8	43.0
11/26/2015 3:03:00 AM	5.0	43.0
11/26/2015 3:04:00 AM	5.0	43.5
11/26/2015 3:05:00 AM	5.1	43.5
11/26/2015 3:06:00 AM	4.9	41.7
11/26/2015 3:07:00 AM	4.7	41.8
11/26/2015 3:08:00 AM	4.3	39.4
11/26/2015 3:09:00 AM	4.9	41.4
11/26/2015 3:10:00 AM	5.2	42.8
11/26/2015 3:11:00 AM	5.6	47.5
11/26/2015 3:12:00 AM	4.4	44.7
11/26/2015 3:13:00 AM	5.8	46.9
11/26/2015 3:14:00 AM	5.4	44.7
11/26/2015 3:15:00 AM	5.6	46.0
11/26/2015 3:16:00 AM	5.2	47.1
11/26/2015 3:17:00 AM	5.4	44.1
11/26/2015 3:18:00 AM	5.1	44.8
11/26/2015 3:19:00 AM	5.3	46.8
11/26/2015 3:20:00 AM	4.8	44.5
11/26/2015 3:21:00 AM	5.9	48.4
11/26/2015 3:22:00 AM	6.2	51.7
11/26/2015 3:23:00 AM	6.5	52.5
11/26/2015 3:25:00 AM	5.3	47.6
11/26/2015 3:26:00 AM	5.9	48.3
11/26/2015 3:27:00 AM	5.8	47.3
11/26/2015 3:28:00 AM	5.3	46.9
11/26/2015 3:29:00 AM	6.1	47.0
11/26/2015 3:30:00 AM	5.4	45.5
11/26/2015 3:31:00 AM	6.0	51.3
11/26/2015 3:32:00 AM	6.3	50.2
11/26/2015 3:34:00 AM	5.9	48.4
11/26/2015 3:35:00 AM	5.4	46.3

11/26/2015 3:36:00 AM	5.3	46.9
11/26/2015 3:37:00 AM	4.7	44.6
11/26/2015 3:38:00 AM	5.2	43.3
11/26/2015 3:39:00 AM	5.3	45.7
11/26/2015 3:40:00 AM	5.9	48.7
11/26/2015 3:42:00 AM	5.8	48.9
11/26/2015 3:43:00 AM	5.7	48.5
11/26/2015 3:44:00 AM	6.6	52.0
11/26/2015 3:45:00 AM	4.9	43.2
11/26/2015 3:46:00 AM	4.7	44.5
11/26/2015 3:47:00 AM	5.8	48.7
11/26/2015 3:48:00 AM	6.4	50.8
11/26/2015 3:49:00 AM	6.4	51.4
11/26/2015 3:50:00 AM	5.7	47.5
11/26/2015 3:51:00 AM	6.6	51.7
11/26/2015 3:52:00 AM	6.1	50.6
11/26/2015 3:53:00 AM	5.4	44.8
11/26/2015 3:54:00 AM	5.9	48.6
11/26/2015 3:55:00 AM	6.1	49.3
11/26/2015 3:56:00 AM	5.5	47.5
11/26/2015 3:57:00 AM	6.9	52.5
11/26/2015 3:58:00 AM	5.2	45.5
11/26/2015 3:59:00 AM	6.1	50.1
11/26/2015 4:00:00 AM	6.0	47.3
11/26/2015 4:01:00 AM	5.9	50.2
11/26/2015 4:02:00 AM	6.8	52.8
11/26/2015 4:03:00 AM	5.3	44.9
11/26/2015 4:04:00 AM	5.7	49.1
11/26/2015 4:05:00 AM	6.4	50.0
11/26/2015 10:05:00 PM	7.0	54.0
11/26/2015 10:10:00 PM	6.7	52.7
11/26/2015 10:35:00 PM	6.7	53.7
11/26/2015 10:38:00 PM	7.0	53.9
11/26/2015 10:58:00 PM	6.5	51.9
11/26/2015 11:13:00 PM	6.7	52.3
11/26/2015 11:25:00 PM	6.2	52.4
11/26/2015 11:28:00 PM	6.3	52.8
11/26/2015 11:34:00 PM	6.7	50.9
11/26/2015 11:39:00 PM	6.1	51.8
11/26/2015 11:48:00 PM	6.7	53.3
11/27/2015 12:01:00 AM	5.7	51.2
11/27/2015 12:30:00 AM	6.4	52.7
11/27/2015 12:31:00 AM	5.6	50.1
11/27/2015 12:32:00 AM	5.6	51.0
11/27/2015 12:34:00 AM	6.3	51.4
11/27/2015 12:38:00 AM	5.4	48.3
11/27/2015 12:54:00 AM	4.8	50.0
11/27/2015 1:04:00 AM	4.4	44.9
11/27/2015 1:05:00 AM	6.1	51.4
11/27/2015 1:07:00 AM	7.0	53.9
11/27/2015 1:08:00 AM	5.8	49.9
11/27/2015 1:09:00 AM	6.0	53.0
11/27/2015 1:10:00 AM	5.6	49.9
11/27/2015 1:13:00 AM	5.9	51.9
11/27/2015 1:14:00 AM	5.5	50.4

11/27/2015 1:16:00 AM	6.0	52.7
11/27/2015 1:18:00 AM	5.8	50.3
11/27/2015 1:20:00 AM	6.0	50.5
11/27/2015 1:26:00 AM	6.0	51.3
11/27/2015 1:29:00 AM	7.1	53.2
11/27/2015 1:30:00 AM	6.5	53.5
11/27/2015 1:31:00 AM	6.2	52.5
11/27/2015 1:32:00 AM	6.2	53.0
11/27/2015 1:33:00 AM	6.7	54.1
11/27/2015 2:39:00 AM	6.2	51.1
11/27/2015 2:40:00 AM	5.5	51.5
11/27/2015 2:41:00 AM	6.1	49.5
11/27/2015 2:42:00 AM	5.8	50.6
11/27/2015 2:44:00 AM	5.2	50.5
11/27/2015 2:46:00 AM	5.9	50.6
11/27/2015 2:47:00 AM	6.4	51.6
11/27/2015 2:49:00 AM	5.6	49.3
11/27/2015 2:50:00 AM	6.2	50.9
11/27/2015 2:52:00 AM	6.2	51.0
11/27/2015 2:53:00 AM	4.5	43.3
11/27/2015 2:55:00 AM	5.8	52.7
11/27/2015 2:56:00 AM	6.4	50.9
11/27/2015 2:57:00 AM	6.4	52.7
11/27/2015 3:00:00 AM	6.8	54.0
11/27/2015 3:02:00 AM	6.8	53.2
11/27/2015 3:03:00 AM	5.7	49.2
11/27/2015 3:06:00 AM	6.2	52.0
11/27/2015 3:07:00 AM	6.3	52.3
11/27/2015 3:08:00 AM	6.0	50.7
11/27/2015 3:09:00 AM	6.4	49.7
11/27/2015 3:10:00 AM	6.2	50.1
11/27/2015 3:11:00 AM	6.2	51.9
11/27/2015 3:15:00 AM	6.4	52.1
11/27/2015 3:16:00 AM	5.3	49.9
11/27/2015 3:17:00 AM	6.0	49.3
11/27/2015 3:18:00 AM	5.8	50.7
11/27/2015 3:20:00 AM	6.2	52.2
11/27/2015 3:22:00 AM	6.0	49.0
11/27/2015 3:23:00 AM	6.5	54.0
11/27/2015 3:24:00 AM	6.2	52.2
11/27/2015 3:26:00 AM	6.3	52.8
11/27/2015 3:27:00 AM	5.5	49.4
11/27/2015 3:29:00 AM	5.6	48.4
11/27/2015 3:30:00 AM	6.4	52.3
11/27/2015 3:32:00 AM	5.5	49.0
11/27/2015 3:33:00 AM	5.9	49.1
11/27/2015 3:35:00 AM	5.5	47.0
11/27/2015 3:41:00 AM	5.3	47.1
11/27/2015 3:43:00 AM	5.3	48.8
11/27/2015 3:44:00 AM	4.6	44.1
11/27/2015 3:47:00 AM	5.3	49.3
11/27/2015 3:48:00 AM	4.7	46.9
11/27/2015 3:49:00 AM	5.8	50.8
11/27/2015 3:50:00 AM	4.3	45.9
11/27/2015 3:52:00 AM	5.3	49.5

11/27/2015 3:54:00 AM	5.6	47.5
11/27/2015 3:57:00 AM	5.9	50.6
11/27/2015 3:59:00 AM	5.2	46.9
11/27/2015 4:01:00 AM	5.5	47.5
11/27/2015 4:02:00 AM	6.2	52.5
11/27/2015 4:03:00 AM	6.1	51.2
11/27/2015 4:06:00 AM	5.9	49.9
11/27/2015 4:09:00 AM	6.1	49.8
11/27/2015 4:10:00 AM	5.7	47.4
11/27/2015 4:11:00 AM	5.6	49.4
11/27/2015 4:12:00 AM	6.0	51.0
11/27/2015 4:14:00 AM	4.9	45.9
11/27/2015 4:15:00 AM	4.9	45.1
11/27/2015 4:16:00 AM	7.1	53.2
11/27/2015 4:17:00 AM	6.5	53.3
11/27/2015 4:18:00 AM	5.3	48.5
11/27/2015 4:25:00 AM	5.3	48.4
11/27/2015 4:28:00 AM	6.7	53.6
11/27/2015 4:30:00 AM	5.3	46.1
11/27/2015 4:31:00 AM	5.6	50.5
11/27/2015 4:32:00 AM	6.5	51.7
11/27/2015 4:33:00 AM	6.4	52.1
11/27/2015 4:34:00 AM	6.4	52.2
11/27/2015 4:35:00 AM	5.5	48.3
11/27/2015 4:36:00 AM	6.3	51.5
11/27/2015 4:38:00 AM	7.1	53.8
11/27/2015 4:40:00 AM	6.2	51.7
11/27/2015 4:42:00 AM	6.3	52.7
11/27/2015 4:43:00 AM	6.1	51.7
11/27/2015 4:44:00 AM	6.8	53.3
11/27/2015 4:45:00 AM	6.4	52.0
11/27/2015 4:46:00 AM	6.2	52.3
11/27/2015 4:47:00 AM	7.0	52.9
11/27/2015 4:48:00 AM	6.2	51.1
11/27/2015 4:49:00 AM	5.4	48.7
11/27/2015 4:50:00 AM	5.6	49.7
11/27/2015 4:51:00 AM	6.3	52.8
11/27/2015 4:52:00 AM	7.0	54.1
11/27/2015 4:55:00 AM	5.4	47.3
11/27/2015 4:57:00 AM	6.9	53.3
11/27/2015 4:58:00 AM	6.8	53.6
12/01/2015 10:00:00 PM	3.8	35.0
12/01/2015 10:01:00 PM	3.8	33.9
12/01/2015 10:05:00 PM	3.8	34.6
12/03/2015 3:51:00 AM	4.9	42.3
12/03/2015 3:54:00 AM	4.0	37.2
12/03/2015 3:55:00 AM	3.9	36.8
12/03/2015 3:56:00 AM	3.9	37.3
12/03/2015 3:57:00 AM	4.2	37.4
12/03/2015 3:58:00 AM	4.5	37.6
12/03/2015 3:59:00 AM	4.1	36.3
12/03/2015 4:00:00 AM	4.3	36.2
12/03/2015 4:01:00 AM	3.9	33.8
12/03/2015 4:02:00 AM	3.7	32.1
12/03/2015 4:03:00 AM	3.7	31.2

12/03/2015 4:04:00 AM	3.6	31.5
12/03/2015 4:05:00 AM	3.5	32.7
12/03/2015 4:06:00 AM	4.0	35.9
12/03/2015 4:07:00 AM	3.8	33.6
12/03/2015 4:08:00 AM	4.8	41.1
12/03/2015 4:09:00 AM	4.2	36.8
12/03/2015 4:10:00 AM	4.5	39.5
12/03/2015 4:11:00 AM	4.7	40.0
12/03/2015 4:12:00 AM	4.8	40.2
12/03/2015 4:13:00 AM	5.3	43.0
12/03/2015 4:14:00 AM	5.7	47.5
12/03/2015 4:15:00 AM	5.4	44.8
12/03/2015 4:16:00 AM	5.2	42.6
12/03/2015 4:17:00 AM	4.3	36.1
12/03/2015 4:18:00 AM	4.7	39.6
12/03/2015 4:19:00 AM	4.8	38.1
12/03/2015 4:20:00 AM	4.1	38.0
12/03/2015 4:21:00 AM	4.7	41.1
12/03/2015 4:22:00 AM	4.2	37.8
12/03/2015 4:23:00 AM	3.9	34.7
12/03/2015 4:24:00 AM	4.2	36.7
12/03/2015 4:25:00 AM	4.4	36.4
12/03/2015 4:26:00 AM	4.2	37.1
12/03/2015 4:27:00 AM	5.3	44.0
12/03/2015 4:28:00 AM	4.9	43.3
12/03/2015 4:29:00 AM	4.9	42.0
12/03/2015 4:30:00 AM	5.6	45.8
12/03/2015 4:31:00 AM	6.2	49.8
12/03/2015 4:32:00 AM	5.5	45.7
12/03/2015 4:33:00 AM	6.6	50.5
12/03/2015 4:34:00 AM	5.8	45.1
12/03/2015 4:35:00 AM	5.6	46.4
12/03/2015 4:36:00 AM	6.7	52.1
12/03/2015 4:37:00 AM	6.6	50.6
12/03/2015 4:38:00 AM	5.4	44.4
12/03/2015 4:39:00 AM	5.5	46.7
12/03/2015 4:40:00 AM	5.8	48.1
12/03/2015 4:41:00 AM	6.3	49.1
12/03/2015 4:42:00 AM	5.8	48.0
12/03/2015 4:43:00 AM	6.1	51.0
12/03/2015 4:44:00 AM	7.1	52.1
12/03/2015 4:45:00 AM	6.0	47.3
12/03/2015 4:46:00 AM	6.0	49.2
12/03/2015 4:47:00 AM	5.2	41.8
12/03/2015 4:48:00 AM	6.6	51.4
12/03/2015 4:49:00 AM	6.2	48.2
12/03/2015 4:50:00 AM	7.2	53.9
12/03/2015 4:51:00 AM	6.6	51.1
12/03/2015 4:52:00 AM	6.2	47.6
12/03/2015 4:53:00 AM	6.0	47.3
12/03/2015 4:54:00 AM	5.4	44.2
12/03/2015 4:55:00 AM	5.1	45.3
12/03/2015 4:56:00 AM	5.1	41.8
12/03/2015 4:57:00 AM	5.9	49.3
12/03/2015 4:58:00 AM	6.8	51.6

12/03/2015 4:59:00 AM	7.0	52.6
12/03/2015 10:00:00 PM	4.7	42.6
12/03/2015 10:01:00 PM	4.9	44.0
12/03/2015 10:02:00 PM	4.6	42.3
12/03/2015 10:04:00 PM	4.6	43.4
12/03/2015 10:05:00 PM	4.3	40.2
12/03/2015 10:06:00 PM	3.9	40.0
12/03/2015 10:07:00 PM	4.9	44.5
12/03/2015 10:08:00 PM	4.8	43.1
12/03/2015 10:09:00 PM	4.7	45.1
12/03/2015 10:11:00 PM	5.1	48.8
12/03/2015 10:12:00 PM	6.0	49.3
12/03/2015 10:13:00 PM	4.7	43.4
12/03/2015 10:14:00 PM	4.7	44.3
12/03/2015 10:16:00 PM	5.4	47.3
12/03/2015 10:17:00 PM	4.6	42.9
12/03/2015 10:18:00 PM	6.1	50.8
12/03/2015 10:19:00 PM	5.4	45.0
12/03/2015 10:20:00 PM	4.5	42.7
12/03/2015 10:21:00 PM	5.0	44.3
12/03/2015 10:22:00 PM	4.4	42.1
12/03/2015 10:23:00 PM	4.4	41.7
12/03/2015 10:24:00 PM	4.7	42.5
12/03/2015 10:25:00 PM	5.5	47.7
12/03/2015 10:26:00 PM	5.1	46.1
12/03/2015 10:27:00 PM	5.7	46.5
12/03/2015 10:28:00 PM	4.9	42.9
12/03/2015 10:29:00 PM	5.0	43.8
12/03/2015 10:30:00 PM	5.2	46.1
12/03/2015 10:32:00 PM	5.8	48.3
12/03/2015 10:33:00 PM	5.1	45.3
12/03/2015 10:34:00 PM	5.7	48.2
12/03/2015 10:35:00 PM	5.3	44.9
12/03/2015 10:36:00 PM	4.5	42.1
12/03/2015 10:37:00 PM	4.3	40.3
12/03/2015 10:38:00 PM	4.5	42.6
12/03/2015 10:39:00 PM	5.3	45.7
12/03/2015 10:40:00 PM	4.8	41.2
12/03/2015 10:41:00 PM	4.4	40.5
12/03/2015 10:42:00 PM	3.7	36.5
12/03/2015 10:43:00 PM	4.1	40.3
12/03/2015 10:44:00 PM	4.6	42.3
12/03/2015 10:45:00 PM	4.2	40.2
12/03/2015 10:46:00 PM	4.7	42.7
12/03/2015 10:47:00 PM	4.2	37.2
12/03/2015 10:48:00 PM	4.1	39.1
12/03/2015 10:49:00 PM	4.5	39.7
12/03/2015 10:50:00 PM	3.8	35.8
12/03/2015 10:51:00 PM	3.8	37.4
12/03/2015 10:52:00 PM	4.5	42.1
12/03/2015 10:53:00 PM	4.1	39.3
12/03/2015 10:54:00 PM	4.7	42.5
12/03/2015 10:55:00 PM	4.5	39.7
12/03/2015 10:57:00 PM	4.6	41.3
12/03/2015 10:58:00 PM	4.4	41.7

12/03/2015 10:59:00 PM	3.8	37.4
12/03/2015 11:00:00 PM	3.8	38.8
12/03/2015 11:01:00 PM	5.3	45.8
12/03/2015 11:02:00 PM	5.8	48.4
12/03/2015 11:03:00 PM	5.0	46.3
12/03/2015 11:04:00 PM	6.3	52.7
12/03/2015 11:05:00 PM	6.3	52.3
12/03/2015 11:07:00 PM	6.3	50.4
12/03/2015 11:08:00 PM	6.0	50.5
12/03/2015 11:09:00 PM	6.3	51.6
12/03/2015 11:10:00 PM	5.6	46.8
12/03/2015 11:12:00 PM	6.3	51.2
12/03/2015 11:13:00 PM	4.8	46.6
12/03/2015 11:15:00 PM	5.9	48.4
12/03/2015 11:16:00 PM	6.2	50.9
12/03/2015 11:17:00 PM	6.2	49.1
12/03/2015 11:18:00 PM	6.2	51.0
12/03/2015 11:19:00 PM	6.4	51.9
12/03/2015 11:20:00 PM	7.0	53.4
12/03/2015 11:21:00 PM	6.1	51.5
12/03/2015 11:22:00 PM	5.3	46.5
12/03/2015 11:23:00 PM	7.0	53.6
12/03/2015 11:25:00 PM	6.9	54.0
12/03/2015 11:26:00 PM	6.3	51.3
12/03/2015 11:28:00 PM	6.8	52.4
12/03/2015 11:29:00 PM	5.6	48.0
12/03/2015 11:30:00 PM	5.0	46.1
12/03/2015 11:31:00 PM	5.3	47.2
12/03/2015 11:33:00 PM	6.7	52.8
12/03/2015 11:34:00 PM	5.4	46.9
12/03/2015 11:36:00 PM	5.8	48.9
12/03/2015 11:37:00 PM	6.0	51.6
12/03/2015 11:38:00 PM	5.6	48.1
12/03/2015 11:39:00 PM	5.1	45.8
12/03/2015 11:40:00 PM	4.8	42.5
12/03/2015 11:41:00 PM	4.5	39.5
12/03/2015 11:42:00 PM	4.3	39.6
12/03/2015 11:43:00 PM	4.8	42.9
12/03/2015 11:44:00 PM	4.2	39.6
12/03/2015 11:45:00 PM	4.1	38.3
12/03/2015 11:46:00 PM	4.5	41.4
12/03/2015 11:47:00 PM	4.7	43.9
12/03/2015 11:49:00 PM	5.2	48.6
12/03/2015 11:51:00 PM	4.5	41.7
12/03/2015 11:52:00 PM	4.7	41.7
12/03/2015 11:53:00 PM	4.8	43.3
12/03/2015 11:54:00 PM	4.2	40.3
12/03/2015 11:55:00 PM	4.5	43.2
12/03/2015 11:56:00 PM	6.4	51.2
12/03/2015 11:57:00 PM	5.5	46.5
12/03/2015 11:58:00 PM	5.0	43.7
12/03/2015 11:59:00 PM	5.3	47.8
12/04/2015 12:00:00 AM	5.1	45.4
12/04/2015 12:01:00 AM	5.4	48.8
12/04/2015 12:02:00 AM	4.8	45.6

12/04/2015 12:03:00 AM	5.0	45.3
12/04/2015 12:05:00 AM	5.0	44.7
12/04/2015 12:06:00 AM	6.0	51.2
12/04/2015 12:07:00 AM	6.4	51.0
12/04/2015 12:08:00 AM	5.7	46.9
12/04/2015 12:09:00 AM	4.9	42.9
12/04/2015 12:10:00 AM	5.6	47.0
12/04/2015 12:11:00 AM	4.5	40.0
12/04/2015 12:12:00 AM	5.2	44.5
12/04/2015 12:13:00 AM	5.8	47.9
12/04/2015 12:14:00 AM	6.1	50.5
12/04/2015 12:15:00 AM	5.9	48.7
12/04/2015 12:16:00 AM	5.2	46.1
12/04/2015 12:17:00 AM	4.3	40.6
12/04/2015 12:18:00 AM	4.4	40.1
12/04/2015 12:19:00 AM	4.2	39.5
12/04/2015 12:20:00 AM	4.8	42.3
12/04/2015 12:21:00 AM	4.9	44.6
12/04/2015 12:22:00 AM	4.3	39.8
12/04/2015 12:23:00 AM	4.0	36.9
12/04/2015 12:25:00 AM	4.8	43.5
12/04/2015 12:26:00 AM	4.8	44.6
12/04/2015 12:27:00 AM	4.1	40.0
12/04/2015 12:28:00 AM	4.7	46.3
12/04/2015 12:29:00 AM	5.6	47.9
12/04/2015 12:30:00 AM	5.3	46.7
12/04/2015 12:31:00 AM	5.5	46.0
12/04/2015 12:32:00 AM	5.7	49.1
12/04/2015 12:33:00 AM	6.3	52.3
12/04/2015 12:34:00 AM	5.8	47.4
12/04/2015 12:35:00 AM	6.0	48.7
12/04/2015 12:37:00 AM	6.4	51.2
12/04/2015 12:38:00 AM	6.3	51.5
12/04/2015 12:40:00 AM	5.9	50.0
12/04/2015 12:41:00 AM	4.6	42.1
12/04/2015 12:42:00 AM	4.2	37.9
12/04/2015 12:43:00 AM	4.4	38.4
12/04/2015 12:44:00 AM	4.5	40.9
12/04/2015 12:45:00 AM	4.8	43.7
12/04/2015 12:46:00 AM	3.8	41.0
12/04/2015 12:47:00 AM	3.9	38.7
12/04/2015 12:48:00 AM	3.8	37.3
12/04/2015 1:00:00 AM	3.5	34.8
12/04/2015 1:04:00 AM	3.8	37.4
12/04/2015 1:12:00 AM	3.7	38.4
12/04/2015 1:17:00 AM	4.8	45.2
12/04/2015 1:18:00 AM	5.6	48.4
12/04/2015 1:19:00 AM	5.8	48.4
12/04/2015 1:20:00 AM	5.1	44.5
12/04/2015 1:21:00 AM	4.7	41.6
12/04/2015 1:22:00 AM	5.3	47.4
12/04/2015 1:23:00 AM	4.7	43.0
12/04/2015 1:24:00 AM	4.9	44.8
12/04/2015 1:25:00 AM	6.0	52.0
12/04/2015 1:26:00 AM	5.5	48.4

12/04/2015 1:27:00 AM	4.9	44.6
12/04/2015 1:28:00 AM	4.9	43.5
12/04/2015 1:29:00 AM	5.1	46.2
12/04/2015 1:30:00 AM	5.1	47.2
12/04/2015 1:31:00 AM	5.3	46.9
12/04/2015 1:32:00 AM	5.8	49.0
12/04/2015 1:33:00 AM	5.0	45.7
12/04/2015 1:34:00 AM	5.5	46.5
12/04/2015 1:35:00 AM	5.6	46.9
12/04/2015 1:36:00 AM	4.6	42.7
12/04/2015 1:37:00 AM	4.5	41.4
12/04/2015 1:38:00 AM	4.7	44.4
12/04/2015 1:39:00 AM	4.8	45.8
12/04/2015 1:40:00 AM	4.9	45.1
12/04/2015 1:41:00 AM	5.0	45.2
12/04/2015 1:42:00 AM	4.5	41.2
12/04/2015 1:43:00 AM	4.4	42.2
12/04/2015 1:44:00 AM	4.6	43.5
12/04/2015 1:45:00 AM	4.4	41.3
12/04/2015 1:46:00 AM	4.5	40.7
12/04/2015 1:47:00 AM	4.8	44.0
12/04/2015 1:48:00 AM	5.1	44.1
12/04/2015 1:49:00 AM	5.1	45.2
12/04/2015 1:50:00 AM	5.3	47.5
12/04/2015 1:51:00 AM	5.2	46.7
12/04/2015 1:52:00 AM	4.6	43.1
12/04/2015 1:53:00 AM	4.2	40.1
12/04/2015 1:54:00 AM	4.8	45.2
12/04/2015 1:55:00 AM	5.2	45.1
12/04/2015 1:56:00 AM	4.6	43.6
12/04/2015 1:57:00 AM	5.0	46.0
12/04/2015 1:58:00 AM	5.3	47.9
12/04/2015 1:59:00 AM	5.3	45.1
12/04/2015 2:00:00 AM	4.4	40.5
12/04/2015 2:01:00 AM	3.9	39.0
12/04/2015 2:02:00 AM	4.1	38.2
12/04/2015 2:03:00 AM	4.4	40.0
12/04/2015 2:04:00 AM	3.7	36.7
12/04/2015 2:05:00 AM	4.3	39.9
12/04/2015 2:06:00 AM	5.9	49.2
12/04/2015 2:07:00 AM	6.0	50.2
12/04/2015 2:08:00 AM	5.2	45.8
12/04/2015 2:09:00 AM	5.0	43.9
12/04/2015 2:10:00 AM	5.2	45.9
12/04/2015 2:11:00 AM	5.6	48.2
12/04/2015 2:12:00 AM	4.8	43.6
12/04/2015 2:13:00 AM	4.8	44.3
12/04/2015 2:14:00 AM	4.7	42.6
12/04/2015 2:16:00 AM	4.8	43.9
12/04/2015 2:17:00 AM	4.3	39.6
12/04/2015 2:18:00 AM	4.6	44.4
12/04/2015 2:19:00 AM	4.3	40.7
12/04/2015 2:20:00 AM	4.6	42.4
12/04/2015 2:21:00 AM	6.7	53.3
12/04/2015 2:22:00 AM	4.9	49.5

12/04/2015 2:23:00 AM	4.4	39.8
12/04/2015 2:24:00 AM	4.1	38.0
12/04/2015 2:25:00 AM	4.3	40.3
12/04/2015 2:26:00 AM	5.2	45.3
12/04/2015 2:27:00 AM	5.0	45.0
12/04/2015 2:28:00 AM	5.4	45.9
12/04/2015 2:29:00 AM	5.8	50.5
12/04/2015 2:30:00 AM	4.1	41.7
12/04/2015 2:31:00 AM	3.8	36.1
12/04/2015 2:32:00 AM	4.2	39.5
12/04/2015 2:33:00 AM	4.7	42.3
12/04/2015 2:34:00 AM	4.3	39.8
12/04/2015 2:35:00 AM	4.0	36.9
12/04/2015 2:36:00 AM	4.2	39.9
12/04/2015 2:37:00 AM	4.1	40.6
12/04/2015 2:38:00 AM	3.9	52.2
12/04/2015 2:39:00 AM	5.0	48.3
12/04/2015 2:40:00 AM	5.7	50.4
12/04/2015 2:41:00 AM	6.2	50.5
12/04/2015 2:43:00 AM	5.5	49.0
12/04/2015 2:44:00 AM	6.2	51.9
12/04/2015 2:47:00 AM	6.2	51.2
12/04/2015 2:49:00 AM	6.3	52.4
12/04/2015 2:52:00 AM	6.5	52.5
12/04/2015 2:53:00 AM	5.7	47.5
12/04/2015 2:54:00 AM	6.2	49.3
12/04/2015 2:55:00 AM	6.5	52.5
12/04/2015 2:56:00 AM	6.0	50.5
12/04/2015 2:57:00 AM	5.2	45.6
12/04/2015 2:58:00 AM	5.2	47.6
12/04/2015 2:59:00 AM	4.8	44.3
12/04/2015 3:00:00 AM	4.5	41.5
12/04/2015 3:01:00 AM	5.1	45.8
12/04/2015 3:02:00 AM	4.8	44.4
12/04/2015 3:03:00 AM	4.5	44.7
12/04/2015 3:04:00 AM	5.4	46.0
12/04/2015 3:05:00 AM	4.7	43.7
12/04/2015 3:06:00 AM	4.2	40.6
12/04/2015 3:07:00 AM	4.4	40.7
12/04/2015 3:08:00 AM	4.4	41.8
12/04/2015 3:09:00 AM	4.9	42.8
12/04/2015 3:10:00 AM	4.6	43.3
12/04/2015 3:11:00 AM	4.2	38.7
12/04/2015 3:12:00 AM	4.0	38.3
12/04/2015 3:13:00 AM	3.8	38.0
12/04/2015 3:14:00 AM	4.4	39.5
12/04/2015 3:15:00 AM	4.8	43.5
12/04/2015 3:16:00 AM	4.3	39.8
12/04/2015 3:17:00 AM	3.9	35.5
12/04/2015 3:18:00 AM	4.3	40.0
12/04/2015 3:19:00 AM	4.0	38.0
12/04/2015 3:20:00 AM	3.9	37.2
12/04/2015 3:21:00 AM	4.0	39.8
12/04/2015 3:22:00 AM	4.7	41.0
12/04/2015 3:23:00 AM	4.9	45.8

12/04/2015 3:24:00 AM	4.4	42.5
12/04/2015 3:25:00 AM	5.0	43.5
12/04/2015 3:26:00 AM	4.7	42.4
12/04/2015 3:27:00 AM	5.2	44.6
12/04/2015 3:28:00 AM	5.1	45.7
12/04/2015 3:29:00 AM	4.4	41.6
12/04/2015 3:30:00 AM	4.3	41.8
12/04/2015 3:31:00 AM	4.9	44.3
12/04/2015 3:32:00 AM	4.3	41.7
12/04/2015 3:33:00 AM	5.1	46.1
12/04/2015 3:34:00 AM	5.5	47.2
12/04/2015 3:35:00 AM	5.1	45.3
12/04/2015 3:36:00 AM	4.9	46.5
12/04/2015 3:37:00 AM	5.1	46.1
12/04/2015 3:38:00 AM	5.8	48.9
12/04/2015 3:39:00 AM	6.2	51.0
12/04/2015 3:40:00 AM	5.7	50.1
12/04/2015 3:41:00 AM	5.5	49.4
12/04/2015 3:42:00 AM	4.5	41.9
12/04/2015 3:43:00 AM	5.7	48.0
12/04/2015 3:44:00 AM	5.8	51.0
12/04/2015 3:45:00 AM	5.3	44.9
12/04/2015 3:46:00 AM	4.6	43.3
12/04/2015 3:47:00 AM	5.6	47.6
12/04/2015 3:48:00 AM	6.3	51.9
12/04/2015 3:49:00 AM	5.6	49.9
12/04/2015 3:50:00 AM	5.1	44.5
12/04/2015 3:51:00 AM	5.7	48.1
12/04/2015 3:53:00 AM	6.3	51.8
12/04/2015 3:54:00 AM	6.4	51.8
12/04/2015 3:56:00 AM	5.8	51.4
12/04/2015 3:57:00 AM	6.4	50.7
12/04/2015 3:58:00 AM	6.0	50.6
12/04/2015 3:59:00 AM	5.3	46.0
12/04/2015 4:00:00 AM	5.6	48.2
12/04/2015 4:01:00 AM	5.4	45.3
12/04/2015 4:02:00 AM	5.1	45.4
12/04/2015 4:03:00 AM	5.9	48.3
12/04/2015 4:04:00 AM	5.8	48.6
12/04/2015 4:05:00 AM	5.4	47.0
12/04/2015 4:06:00 AM	4.5	42.2
12/04/2015 4:07:00 AM	4.2	39.3
12/04/2015 4:08:00 AM	5.7	49.2
12/04/2015 4:09:00 AM	5.8	48.3
12/04/2015 4:10:00 AM	5.1	45.9
12/04/2015 4:11:00 AM	5.0	45.3
12/04/2015 4:12:00 AM	5.4	46.8
12/04/2015 4:13:00 AM	4.9	44.2
12/04/2015 4:14:00 AM	5.0	46.5
12/04/2015 4:15:00 AM	5.9	50.8
12/04/2015 4:16:00 AM	5.8	48.2
12/04/2015 4:17:00 AM	5.5	48.3
12/04/2015 4:18:00 AM	4.2	41.7
12/04/2015 4:19:00 AM	5.4	46.6
12/04/2015 4:20:00 AM	4.6	43.6

12/04/2015 4:21:00 AM	4.7	42.2
12/04/2015 4:22:00 AM	4.8	41.4
12/04/2015 4:23:00 AM	5.6	47.0
12/04/2015 4:24:00 AM	5.2	46.9
12/04/2015 4:25:00 AM	5.3	47.6
12/04/2015 4:26:00 AM	5.1	45.4
12/04/2015 4:27:00 AM	5.0	44.4
12/04/2015 4:28:00 AM	4.5	41.6
12/04/2015 4:29:00 AM	4.1	39.2
12/04/2015 4:30:00 AM	3.9	36.1
12/04/2015 4:31:00 AM	4.4	40.1
12/04/2015 4:32:00 AM	3.7	38.2
12/04/2015 4:33:00 AM	3.8	38.9
12/04/2015 4:34:00 AM	3.6	36.0
12/04/2015 4:35:00 AM	4.0	37.5
12/04/2015 4:36:00 AM	4.9	43.2
12/04/2015 4:37:00 AM	4.9	45.1
12/04/2015 4:38:00 AM	4.9	43.3
12/04/2015 4:39:00 AM	4.8	42.9
12/04/2015 4:40:00 AM	4.6	41.4
12/04/2015 4:41:00 AM	4.0	38.2
12/04/2015 4:42:00 AM	5.2	45.2
12/04/2015 4:43:00 AM	4.7	44.6
12/04/2015 4:44:00 AM	4.5	41.8
12/04/2015 4:45:00 AM	5.4	46.1
12/04/2015 4:46:00 AM	4.9	44.2
12/04/2015 4:47:00 AM	5.9	48.0
12/04/2015 4:48:00 AM	5.7	49.1
12/04/2015 4:49:00 AM	5.2	45.8
12/04/2015 4:50:00 AM	6.3	51.5
12/04/2015 4:51:00 AM	6.3	51.8
12/04/2015 4:52:00 AM	5.8	47.7
12/04/2015 4:53:00 AM	5.3	50.6
12/04/2015 4:54:00 AM	4.3	41.1
12/04/2015 4:55:00 AM	4.3	39.9
12/04/2015 4:56:00 AM	4.4	39.4
12/04/2015 4:57:00 AM	4.5	44.1
12/04/2015 4:59:00 AM	6.4	49.6
12/04/2015 10:28:00 PM	3.8	39.3
12/04/2015 10:29:00 PM	3.7	38.4
12/04/2015 10:30:00 PM	3.9	41.0
12/04/2015 10:37:00 PM	3.8	39.5
12/04/2015 10:38:00 PM	3.5	39.4
12/04/2015 10:39:00 PM	4.0	40.0
12/04/2015 10:44:00 PM	3.6	39.4
12/04/2015 10:46:00 PM	3.6	38.5
12/04/2015 11:13:00 PM	3.5	37.8
12/04/2015 11:21:00 PM	3.7	39.9
12/04/2015 11:23:00 PM	4.0	38.6
12/04/2015 11:30:00 PM	3.8	39.4
12/04/2015 11:31:00 PM	3.8	39.5
12/04/2015 11:58:00 PM	3.7	38.8
12/05/2015 12:03:00 AM	3.8	38.7
12/05/2015 12:05:00 AM	4.0	39.2
12/05/2015 12:06:00 AM	3.6	38.2

12/05/2015 12:09:00 AM	3.9	39.6
12/05/2015 12:12:00 AM	4.3	39.3
12/05/2015 12:16:00 AM	3.7	39.2
12/05/2015 12:25:00 AM	3.5	37.4
12/05/2015 12:52:00 AM	3.5	37.3
12/05/2015 12:55:00 AM	3.5	38.1
12/05/2015 12:57:00 AM	3.8	36.7
12/05/2015 12:58:00 AM	3.8	38.8
12/05/2015 1:02:00 AM	4.0	38.2
12/05/2015 1:03:00 AM	4.0	38.1
12/05/2015 1:04:00 AM	3.7	38.2
12/05/2015 1:05:00 AM	3.5	36.5
12/05/2015 1:11:00 AM	3.6	37.3
12/05/2015 2:32:00 AM	3.6	37.3
12/05/2015 2:51:00 AM	3.7	37.6
12/05/2015 3:01:00 AM	3.5	38.7
12/05/2015 3:03:00 AM	3.9	39.6
12/05/2015 3:06:00 AM	3.7	38.2
12/05/2015 3:08:00 AM	3.6	38.0
12/05/2015 3:09:00 AM	3.9	38.8
12/05/2015 3:13:00 AM	3.6	38.3
12/05/2015 3:14:00 AM	3.8	39.6
12/05/2015 3:15:00 AM	3.6	39.1
12/05/2015 3:16:00 AM	3.6	38.7
12/05/2015 3:18:00 AM	4.0	38.0
12/05/2015 3:19:00 AM	4.0	38.2
12/05/2015 3:20:00 AM	3.5	37.6
12/05/2015 3:21:00 AM	3.6	36.8
12/05/2015 3:22:00 AM	3.7	37.9
12/05/2015 3:23:00 AM	4.1	39.2
12/05/2015 3:24:00 AM	3.8	37.4
12/05/2015 3:25:00 AM	3.5	37.7
12/05/2015 3:26:00 AM	3.7	37.7
12/05/2015 3:27:00 AM	3.9	38.7
12/05/2015 3:28:00 AM	3.6	37.7
12/05/2015 3:29:00 AM	4.0	38.6
12/05/2015 3:30:00 AM	3.9	39.1
12/05/2015 3:31:00 AM	3.5	38.0
12/05/2015 3:34:00 AM	3.5	36.6
12/05/2015 3:35:00 AM	4.0	37.9
12/05/2015 3:36:00 AM	3.9	37.2
12/05/2015 3:37:00 AM	3.6	37.2
12/05/2015 3:38:00 AM	3.6	37.4
12/05/2015 3:40:00 AM	3.5	36.3
12/05/2015 3:43:00 AM	3.7	36.7
12/05/2015 3:46:00 AM	3.6	38.0
12/05/2015 3:49:00 AM	3.9	37.3
12/05/2015 3:51:00 AM	3.6	36.8
12/05/2015 3:53:00 AM	3.6	36.0
12/05/2015 3:55:00 AM	3.8	38.3
12/05/2015 3:56:00 AM	3.6	39.0
12/05/2015 3:57:00 AM	3.5	36.9
12/05/2015 3:58:00 AM	3.8	38.5
12/05/2015 4:02:00 AM	3.9	37.5
12/05/2015 4:04:00 AM	3.8	38.2

12/05/2015 4:05:00 AM	3.6	37.5
12/05/2015 4:07:00 AM	3.6	36.5
12/05/2015 4:09:00 AM	4.5	40.9
12/05/2015 4:10:00 AM	3.6	37.7
12/05/2015 4:11:00 AM	4.2	38.9
12/05/2015 4:13:00 AM	3.6	37.8
12/05/2015 4:14:00 AM	3.9	37.8
12/05/2015 4:15:00 AM	4.7	42.5
12/05/2015 4:16:00 AM	4.3	39.3
12/05/2015 4:17:00 AM	4.4	40.6
12/05/2015 4:18:00 AM	4.0	39.7
12/05/2015 4:19:00 AM	4.4	41.3
12/05/2015 4:20:00 AM	3.9	40.7
12/05/2015 4:21:00 AM	4.0	39.8
12/05/2015 4:22:00 AM	4.2	38.5
12/05/2015 4:23:00 AM	4.3	40.4
12/05/2015 4:24:00 AM	4.0	39.1
12/05/2015 4:26:00 AM	3.6	38.3
12/05/2015 4:27:00 AM	3.8	38.8
12/05/2015 4:28:00 AM	4.4	39.3
12/05/2015 4:29:00 AM	3.6	38.0
12/05/2015 4:30:00 AM	4.2	38.9
12/05/2015 4:31:00 AM	3.9	38.4
12/05/2015 4:33:00 AM	4.4	42.3
12/05/2015 4:34:00 AM	3.5	36.9
12/05/2015 4:35:00 AM	3.5	37.5
12/05/2015 4:38:00 AM	3.6	37.7
12/05/2015 4:40:00 AM	4.0	37.9
12/05/2015 4:41:00 AM	4.3	40.5
12/05/2015 4:42:00 AM	4.3	41.4
12/05/2015 4:43:00 AM	4.5	41.2
12/05/2015 4:44:00 AM	4.4	41.0
12/05/2015 4:45:00 AM	4.2	42.5
12/05/2015 4:46:00 AM	4.4	38.7
12/05/2015 4:47:00 AM	4.4	40.6
12/05/2015 4:48:00 AM	4.3	39.7
12/05/2015 4:49:00 AM	4.9	41.8
12/05/2015 4:50:00 AM	4.3	41.4
12/05/2015 4:51:00 AM	4.5	42.5
12/05/2015 4:52:00 AM	4.2	40.1
12/05/2015 4:53:00 AM	4.1	40.2
12/05/2015 4:54:00 AM	3.9	38.5
12/05/2015 4:55:00 AM	4.9	42.9
12/05/2015 4:56:00 AM	4.0	39.5
12/05/2015 4:57:00 AM	4.5	41.3
12/05/2015 4:58:00 AM	4.3	41.4
12/05/2015 4:59:00 AM	4.2	40.1
12/05/2015 10:02:00 PM	3.7	39.4
12/05/2015 10:03:00 PM	4.8	43.5
12/05/2015 10:04:00 PM	4.7	44.3
12/05/2015 10:05:00 PM	4.1	37.7
12/05/2015 10:06:00 PM	3.6	36.7
12/05/2015 10:08:00 PM	4.5	39.8
12/05/2015 10:09:00 PM	4.4	40.3
12/05/2015 10:10:00 PM	4.3	40.1

12/05/2015 10:11:00 PM	4.1	39.9
12/05/2015 10:13:00 PM	3.5	36.0
12/05/2015 10:14:00 PM	3.5	35.9
12/05/2015 10:15:00 PM	3.8	37.8
12/05/2015 10:18:00 PM	3.8	36.6
12/05/2015 10:20:00 PM	3.9	36.8
12/05/2015 10:22:00 PM	5.0	41.7
12/05/2015 10:23:00 PM	4.4	39.5
12/05/2015 10:24:00 PM	3.6	38.1
12/05/2015 10:26:00 PM	3.7	37.5
12/05/2015 10:31:00 PM	3.6	37.6
12/05/2015 10:33:00 PM	4.4	40.4
12/05/2015 10:34:00 PM	3.5	36.0
12/05/2015 10:36:00 PM	3.9	37.2
12/05/2015 10:39:00 PM	5.3	46.1
12/05/2015 10:40:00 PM	4.5	42.5
12/05/2015 10:41:00 PM	5.1	45.4
12/05/2015 10:42:00 PM	4.5	42.2
12/05/2015 10:43:00 PM	3.5	36.3
12/05/2015 10:44:00 PM	4.0	38.8
12/05/2015 10:45:00 PM	3.9	39.7
12/05/2015 10:46:00 PM	4.3	43.5
12/05/2015 10:47:00 PM	5.3	45.5
12/05/2015 10:48:00 PM	5.3	45.3
12/05/2015 10:49:00 PM	4.0	38.6
12/05/2015 10:52:00 PM	4.1	37.6
12/05/2015 10:54:00 PM	4.5	41.0
12/05/2015 10:55:00 PM	5.6	47.6
12/05/2015 10:56:00 PM	4.7	41.6
12/05/2015 10:57:00 PM	4.0	41.9
12/05/2015 10:58:00 PM	4.9	43.2
12/05/2015 10:59:00 PM	4.8	42.3
12/05/2015 11:00:00 PM	4.7	42.2
12/05/2015 11:02:00 PM	4.3	40.7
12/05/2015 11:03:00 PM	4.8	42.7
12/05/2015 11:04:00 PM	4.9	42.8
12/05/2015 11:05:00 PM	4.6	41.5
12/05/2015 11:06:00 PM	4.5	41.8
12/05/2015 11:07:00 PM	4.1	36.8
12/05/2015 11:09:00 PM	3.9	36.8
12/05/2015 11:10:00 PM	4.5	40.8
12/05/2015 11:11:00 PM	3.7	36.0
12/05/2015 11:12:00 PM	4.5	41.9
12/05/2015 11:13:00 PM	4.6	44.2
12/05/2015 11:14:00 PM	5.3	47.0
12/05/2015 11:15:00 PM	5.2	44.7
12/05/2015 11:16:00 PM	5.6	47.1
12/05/2015 11:17:00 PM	5.4	46.1
12/05/2015 11:18:00 PM	4.3	40.9
12/05/2015 11:19:00 PM	4.2	39.8
12/05/2015 11:20:00 PM	3.6	37.6
12/05/2015 11:21:00 PM	4.1	39.3
12/05/2015 11:24:00 PM	4.0	40.6
12/05/2015 11:25:00 PM	4.0	48.8
12/05/2015 11:26:00 PM	4.4	40.2

12/05/2015 11:28:00 PM	3.9	50.2
12/05/2015 11:29:00 PM	4.2	39.8
12/05/2015 11:32:00 PM	4.8	43.5
12/05/2015 11:33:00 PM	4.4	42.1
12/05/2015 11:34:00 PM	4.8	43.3
12/05/2015 11:35:00 PM	4.3	39.7
12/05/2015 11:36:00 PM	4.2	40.1
12/05/2015 11:37:00 PM	3.8	37.7
12/05/2015 11:38:00 PM	4.8	44.9
12/05/2015 11:40:00 PM	4.2	40.0
12/05/2015 11:47:00 PM	3.7	36.2
12/05/2015 11:50:00 PM	3.7	37.2
12/05/2015 11:51:00 PM	3.7	36.5
12/06/2015 12:10:00 AM	3.7	36.5
12/06/2015 12:11:00 AM	3.7	36.3
12/06/2015 12:12:00 AM	3.8	36.1
12/06/2015 12:13:00 AM	3.9	38.3
12/06/2015 12:14:00 AM	4.0	38.8
12/06/2015 12:15:00 AM	4.2	39.8
12/06/2015 12:19:00 AM	3.9	37.2
12/06/2015 12:22:00 AM	4.1	37.6
12/06/2015 12:24:00 AM	4.1	39.0
12/06/2015 12:25:00 AM	4.1	40.1
12/06/2015 12:26:00 AM	4.0	38.5
12/06/2015 12:27:00 AM	3.5	37.0
12/06/2015 12:29:00 AM	3.7	37.7
12/06/2015 12:30:00 AM	4.6	43.1
12/06/2015 12:31:00 AM	3.9	39.2
12/06/2015 12:32:00 AM	4.0	39.2
12/06/2015 12:34:00 AM	4.0	37.8
12/06/2015 12:36:00 AM	4.1	41.1
12/06/2015 12:37:00 AM	4.4	42.5
12/06/2015 12:38:00 AM	3.7	36.5
12/06/2015 12:39:00 AM	3.8	38.0
12/06/2015 12:40:00 AM	3.6	37.1
12/06/2015 12:42:00 AM	3.5	39.4
12/06/2015 12:43:00 AM	3.7	38.3
12/06/2015 12:44:00 AM	4.0	38.3
12/06/2015 12:45:00 AM	3.8	38.8
12/06/2015 12:46:00 AM	4.1	41.8
12/06/2015 12:48:00 AM	3.6	38.5
12/06/2015 12:49:00 AM	3.9	37.4
12/06/2015 12:50:00 AM	3.9	38.0
12/06/2015 12:51:00 AM	3.7	36.3
12/06/2015 1:13:00 AM	3.6	36.5
12/06/2015 1:14:00 AM	4.4	41.4
12/06/2015 1:15:00 AM	4.5	40.4
12/06/2015 1:20:00 AM	3.8	37.1
12/06/2015 1:21:00 AM	3.9	37.7
12/06/2015 2:02:00 AM	3.7	34.8
12/06/2015 2:04:00 AM	3.7	38.5
12/06/2015 2:05:00 AM	3.8	36.5
12/06/2015 2:06:00 AM	3.9	36.8
12/06/2015 2:07:00 AM	4.1	37.5
12/06/2015 2:08:00 AM	3.6	35.5

12/06/2015 2:09:00 AM	3.6	35.2
12/06/2015 2:10:00 AM	4.1	36.5
12/06/2015 2:11:00 AM	4.4	38.8
12/06/2015 2:24:00 AM	3.8	35.7
12/06/2015 2:25:00 AM	3.7	35.5
12/06/2015 2:26:00 AM	3.6	35.0
12/06/2015 2:28:00 AM	3.5	34.5
12/06/2015 3:13:00 AM	3.9	38.0
12/06/2015 3:17:00 AM	4.1	37.1
12/06/2015 4:01:00 AM	3.6	35.5
12/06/2015 4:13:00 AM	3.5	35.4
12/06/2015 4:14:00 AM	3.9	37.0
12/06/2015 4:15:00 AM	4.2	39.5
12/06/2015 4:16:00 AM	3.6	35.1
12/06/2015 4:17:00 AM	4.1	39.4
12/06/2015 4:18:00 AM	4.4	40.3
12/06/2015 4:19:00 AM	4.4	40.0
12/06/2015 4:27:00 AM	3.8	37.2
12/06/2015 4:30:00 AM	3.8	36.2
12/06/2015 4:31:00 AM	4.2	37.3
12/06/2015 4:34:00 AM	3.6	35.3
12/06/2015 4:42:00 AM	3.6	34.9
12/06/2015 4:45:00 AM	4.6	42.7
12/06/2015 4:46:00 AM	3.9	36.8
12/06/2015 4:48:00 AM	3.5	35.2
12/06/2015 4:49:00 AM	4.3	40.7
12/06/2015 4:50:00 AM	4.7	41.7
12/06/2015 4:51:00 AM	3.8	35.1
12/06/2015 4:52:00 AM	4.6	41.3
12/06/2015 4:53:00 AM	4.4	40.7
12/06/2015 4:54:00 AM	4.3	38.8
12/06/2015 4:56:00 AM	3.6	34.9
12/06/2015 4:58:00 AM	4.0	40.2
12/06/2015 4:59:00 AM	3.8	38.2
12/06/2015 10:49:00 PM	3.7	35.9
12/06/2015 10:50:00 PM	3.8	37.4
12/06/2015 10:51:00 PM	3.8	37.1
12/06/2015 11:06:00 PM	3.5	37.3
12/06/2015 11:08:00 PM	3.6	37.2
12/06/2015 11:40:00 PM	3.9	39.1
12/06/2015 11:41:00 PM	3.7	38.7
12/06/2015 11:42:00 PM	3.6	39.2
12/06/2015 11:43:00 PM	3.7	37.9
12/06/2015 11:44:00 PM	3.8	39.1
12/06/2015 11:45:00 PM	3.5	37.2
12/06/2015 11:55:00 PM	3.5	37.1
12/06/2015 11:56:00 PM	3.6	37.8
12/06/2015 11:57:00 PM	3.8	38.5
12/06/2015 11:58:00 PM	3.8	37.7
12/06/2015 11:59:00 PM	4.0	38.0
12/07/2015 12:00:00 AM	3.9	37.9
12/07/2015 12:01:00 AM	4.0	39.0
12/07/2015 12:02:00 AM	4.1	38.8
12/07/2015 12:03:00 AM	4.3	39.2
12/07/2015 12:04:00 AM	4.4	40.5

12/07/2015 12:05:00 AM	4.1	39.9
12/07/2015 12:06:00 AM	4.0	39.1
12/07/2015 12:07:00 AM	4.1	39.3
12/07/2015 12:08:00 AM	4.1	39.6
12/07/2015 12:09:00 AM	4.0	39.2
12/07/2015 12:10:00 AM	3.9	39.7
12/07/2015 12:11:00 AM	4.2	39.9
12/07/2015 12:12:00 AM	4.3	39.5
12/07/2015 12:13:00 AM	4.3	40.2
12/07/2015 12:14:00 AM	4.0	38.6
12/07/2015 12:15:00 AM	3.9	38.5
12/07/2015 12:16:00 AM	3.5	38.4
12/07/2015 12:17:00 AM	3.9	38.5
12/07/2015 12:18:00 AM	3.6	38.2
12/07/2015 12:19:00 AM	3.9	38.7
12/07/2015 12:20:00 AM	3.9	39.0
12/07/2015 12:21:00 AM	3.7	38.7
12/07/2015 12:22:00 AM	3.5	38.0
12/07/2015 10:04:00 PM	3.5	34.5
12/07/2015 10:06:00 PM	3.6	35.9
12/07/2015 10:08:00 PM	3.8	35.4
12/07/2015 10:11:00 PM	3.7	35.1
12/07/2015 10:12:00 PM	3.6	34.8
12/07/2015 10:13:00 PM	4.2	38.8
12/07/2015 10:14:00 PM	4.3	38.8
12/07/2015 10:15:00 PM	3.9	38.3
12/07/2015 10:16:00 PM	3.7	35.6
12/07/2015 10:30:00 PM	3.6	38.0
12/07/2015 10:31:00 PM	4.0	36.2
12/07/2015 10:32:00 PM	4.1	37.4
12/07/2015 10:33:00 PM	3.5	34.4
12/07/2015 10:39:00 PM	3.7	37.3
12/07/2015 10:40:00 PM	4.5	41.4
12/07/2015 10:43:00 PM	3.8	38.4
12/07/2015 10:44:00 PM	3.9	37.1
12/07/2015 10:45:00 PM	4.0	37.2
12/07/2015 10:46:00 PM	3.9	37.6
12/07/2015 10:48:00 PM	4.3	40.2
12/07/2015 10:49:00 PM	3.6	37.5
12/07/2015 10:50:00 PM	3.8	39.0
12/07/2015 10:51:00 PM	3.7	38.1
12/07/2015 10:52:00 PM	4.1	40.3
12/07/2015 10:53:00 PM	4.1	38.9
12/07/2015 10:54:00 PM	4.4	39.0
12/07/2015 10:55:00 PM	4.4	42.3
12/07/2015 10:56:00 PM	4.2	40.2
12/07/2015 10:57:00 PM	5.0	43.9
12/07/2015 10:58:00 PM	3.9	37.6
12/07/2015 11:00:00 PM	4.1	37.9
12/07/2015 11:01:00 PM	4.3	40.1
12/07/2015 11:05:00 PM	3.5	38.7
12/07/2015 11:20:00 PM	3.5	39.1
12/07/2015 11:22:00 PM	3.9	37.3
12/07/2015 11:23:00 PM	3.5	35.7
12/07/2015 11:27:00 PM	4.0	38.3

12/07/2015 11:28:00 PM	3.8	38.1
12/07/2015 11:33:00 PM	3.7	37.6
12/07/2015 11:38:00 PM	4.6	41.7
12/07/2015 11:39:00 PM	3.9	37.3
12/07/2015 11:42:00 PM	3.8	37.7
12/07/2015 11:51:00 PM	3.7	37.7
12/08/2015 12:09:00 AM	3.7	34.2
12/08/2015 12:13:00 AM	3.9	39.2
12/08/2015 12:14:00 AM	4.0	37.1
12/08/2015 12:15:00 AM	3.6	35.3
12/08/2015 10:36:00 PM	3.7	39.9
12/08/2015 10:40:00 PM	4.4	43.9
12/08/2015 10:41:00 PM	4.0	50.4
12/08/2015 10:43:00 PM	4.1	44.1
12/08/2015 10:44:00 PM	4.0	42.3
12/08/2015 10:48:00 PM	4.1	41.2
12/08/2015 10:50:00 PM	4.0	40.5
12/08/2015 10:52:00 PM	3.6	40.9
12/08/2015 10:55:00 PM	3.7	40.0
12/08/2015 10:56:00 PM	3.5	39.8
12/08/2015 10:57:00 PM	3.6	40.7
12/08/2015 10:59:00 PM	3.7	41.2
12/08/2015 11:03:00 PM	3.8	39.7
12/08/2015 11:09:00 PM	3.6	41.0
12/08/2015 11:11:00 PM	3.6	41.5
12/08/2015 11:12:00 PM	3.7	54.4
12/08/2015 11:15:00 PM	3.7	40.4
12/08/2015 11:16:00 PM	4.1	41.5
12/08/2015 11:17:00 PM	3.7	40.5
12/08/2015 11:20:00 PM	3.8	41.0
12/08/2015 11:21:00 PM	4.0	41.2
12/08/2015 11:22:00 PM	4.0	40.9
12/08/2015 11:23:00 PM	3.7	40.3
12/08/2015 11:24:00 PM	3.6	40.1
12/08/2015 11:25:00 PM	3.8	41.0
12/08/2015 11:26:00 PM	4.2	41.4
12/08/2015 11:27:00 PM	3.8	41.1
12/08/2015 11:28:00 PM	4.2	40.8
12/08/2015 11:29:00 PM	3.9	40.4
12/08/2015 11:30:00 PM	4.2	41.7
12/08/2015 11:31:00 PM	3.9	40.8
12/08/2015 11:32:00 PM	3.5	39.8
12/08/2015 11:34:00 PM	3.7	39.4
12/08/2015 11:35:00 PM	3.6	40.0
12/08/2015 11:37:00 PM	4.0	40.5
12/08/2015 11:38:00 PM	3.8	39.6
12/08/2015 11:39:00 PM	4.6	41.8
12/08/2015 11:40:00 PM	5.2	44.9
12/08/2015 11:41:00 PM	4.8	44.0
12/08/2015 11:42:00 PM	4.6	42.6
12/08/2015 11:43:00 PM	4.4	39.8
12/08/2015 11:44:00 PM	4.5	41.5
12/08/2015 11:45:00 PM	4.8	42.0
12/08/2015 11:46:00 PM	4.6	41.0
12/08/2015 11:47:00 PM	5.0	41.1

12/08/2015 11:48:00 PM	4.6	40.8
12/08/2015 11:49:00 PM	4.3	40.7
12/08/2015 11:50:00 PM	5.2	46.7
12/08/2015 11:51:00 PM	6.0	46.0
12/08/2015 11:52:00 PM	4.8	42.5
12/08/2015 11:53:00 PM	5.0	45.5
12/08/2015 11:54:00 PM	5.0	43.7
12/08/2015 11:55:00 PM	4.6	38.5
12/08/2015 11:56:00 PM	5.2	43.6
12/08/2015 11:57:00 PM	4.2	38.4
12/08/2015 11:58:00 PM	4.2	41.3
12/08/2015 11:59:00 PM	4.7	40.5
12/09/2015 12:00:00 AM	4.3	38.0
12/09/2015 12:01:00 AM	5.3	43.7
12/09/2015 12:02:00 AM	4.7	42.9
12/09/2015 12:03:00 AM	5.0	44.0
12/09/2015 12:04:00 AM	4.5	39.9
12/09/2015 12:05:00 AM	3.8	38.9
12/09/2015 12:06:00 AM	4.0	38.5
12/09/2015 12:07:00 AM	4.0	37.3
12/09/2015 12:08:00 AM	4.4	38.6
12/09/2015 12:09:00 AM	3.9	36.5
12/09/2015 12:10:00 AM	4.0	40.2
12/09/2015 12:11:00 AM	4.1	34.9
12/09/2015 12:12:00 AM	4.1	37.2
12/09/2015 12:13:00 AM	4.1	36.0
12/09/2015 12:14:00 AM	3.7	35.4
12/09/2015 12:15:00 AM	3.6	36.8
12/09/2015 12:17:00 AM	3.7	35.1
12/09/2015 12:18:00 AM	4.4	40.4
12/09/2015 12:19:00 AM	4.6	42.6
12/09/2015 12:20:00 AM	4.2	37.6
12/09/2015 12:21:00 AM	4.0	36.5
12/09/2015 12:23:00 AM	4.2	40.9
12/09/2015 12:24:00 AM	4.8	40.7
12/09/2015 12:25:00 AM	4.4	39.2
12/09/2015 12:26:00 AM	4.8	42.4
12/09/2015 12:27:00 AM	4.1	38.5
12/09/2015 12:28:00 AM	3.9	37.4
12/09/2015 12:29:00 AM	4.0	37.1
12/09/2015 12:30:00 AM	4.4	41.5
12/09/2015 12:31:00 AM	5.2	45.8
12/09/2015 12:32:00 AM	5.0	44.2
12/09/2015 12:33:00 AM	4.6	40.7
12/09/2015 12:35:00 AM	4.3	37.8
12/09/2015 12:36:00 AM	4.7	43.1
12/09/2015 12:37:00 AM	4.1	38.8
12/09/2015 12:38:00 AM	3.7	36.4
12/09/2015 12:39:00 AM	3.8	36.8
12/09/2015 12:40:00 AM	3.6	38.0
12/09/2015 12:41:00 AM	3.9	36.7
12/09/2015 12:42:00 AM	3.7	35.9
12/09/2015 12:43:00 AM	4.1	39.0
12/09/2015 12:44:00 AM	4.5	41.4
12/09/2015 12:45:00 AM	4.7	39.0

12/09/2015 12:46:00 AM	3.9	36.7
12/09/2015 12:47:00 AM	4.2	37.0
12/09/2015 12:48:00 AM	3.6	33.3
12/09/2015 12:49:00 AM	3.9	35.9
12/09/2015 12:50:00 AM	3.9	35.3
12/09/2015 12:51:00 AM	4.2	38.8
12/09/2015 12:52:00 AM	4.1	39.0
12/09/2015 12:53:00 AM	4.5	39.8
12/09/2015 12:54:00 AM	4.9	41.9
12/09/2015 12:55:00 AM	4.5	40.4
12/09/2015 12:56:00 AM	4.3	42.5
12/09/2015 12:57:00 AM	4.0	36.8
12/09/2015 1:01:00 AM	4.1	36.0
12/09/2015 1:02:00 AM	3.6	36.7
12/09/2015 1:03:00 AM	4.7	42.0
12/09/2015 1:04:00 AM	4.6	39.9
12/09/2015 1:05:00 AM	5.0	41.2
12/09/2015 1:06:00 AM	4.5	38.2
12/09/2015 1:07:00 AM	4.5	38.8
12/09/2015 1:08:00 AM	4.0	37.0
12/09/2015 1:09:00 AM	3.8	36.7
12/09/2015 1:12:00 AM	3.8	39.3
12/09/2015 1:13:00 AM	4.2	39.6
12/09/2015 1:14:00 AM	4.7	42.5
12/09/2015 1:15:00 AM	5.3	44.1
12/09/2015 1:16:00 AM	5.3	43.9
12/09/2015 1:17:00 AM	5.1	42.6
12/09/2015 1:18:00 AM	4.6	39.1
12/09/2015 1:19:00 AM	4.4	40.6
12/09/2015 1:21:00 AM	4.0	37.9
12/09/2015 1:22:00 AM	3.9	37.1
12/09/2015 1:23:00 AM	4.4	39.4
12/09/2015 1:24:00 AM	4.9	44.2
12/09/2015 1:25:00 AM	4.6	39.1
12/09/2015 1:26:00 AM	4.6	41.0
12/09/2015 1:27:00 AM	4.8	39.4
12/09/2015 1:28:00 AM	4.4	38.5
12/09/2015 1:29:00 AM	4.6	40.1
12/09/2015 1:30:00 AM	3.7	35.7
12/09/2015 1:31:00 AM	3.8	37.8
12/09/2015 1:33:00 AM	3.7	35.4
12/09/2015 1:34:00 AM	4.0	38.4
12/09/2015 1:35:00 AM	4.7	40.6
12/09/2015 1:36:00 AM	4.5	42.4
12/09/2015 1:37:00 AM	4.7	39.6
12/09/2015 1:38:00 AM	3.9	37.6
12/09/2015 1:39:00 AM	4.0	36.5
12/09/2015 1:40:00 AM	3.8	38.3
12/09/2015 1:41:00 AM	4.5	41.2
12/09/2015 1:42:00 AM	4.3	37.5
12/09/2015 1:43:00 AM	4.2	38.0
12/09/2015 1:44:00 AM	4.8	42.8
12/09/2015 1:45:00 AM	4.8	39.2
12/09/2015 1:46:00 AM	4.7	44.9
12/09/2015 1:47:00 AM	5.1	42.7

12/09/2015 1:48:00 AM	4.9	43.3
12/09/2015 1:49:00 AM	4.5	40.8
12/09/2015 1:50:00 AM	4.5	42.0
12/09/2015 1:51:00 AM	4.0	40.2
12/09/2015 1:52:00 AM	4.8	44.1
12/09/2015 1:53:00 AM	4.8	43.0
12/09/2015 1:54:00 AM	4.2	40.1
12/09/2015 1:55:00 AM	4.6	40.0
12/09/2015 1:56:00 AM	5.5	47.0
12/09/2015 1:57:00 AM	4.6	39.8
12/09/2015 1:58:00 AM	4.5	40.4
12/09/2015 1:59:00 AM	4.4	37.1
12/09/2015 2:00:00 AM	4.7	41.3
12/09/2015 2:01:00 AM	4.6	38.6
12/09/2015 2:02:00 AM	4.3	43.0
12/09/2015 2:03:00 AM	5.0	44.7
12/09/2015 2:04:00 AM	4.1	38.5
12/09/2015 2:05:00 AM	4.0	39.0
12/09/2015 2:06:00 AM	4.6	40.9
12/09/2015 2:07:00 AM	4.4	40.8
12/09/2015 2:08:00 AM	5.2	44.7
12/09/2015 2:09:00 AM	4.6	39.2
12/09/2015 2:10:00 AM	4.3	42.6
12/09/2015 2:11:00 AM	5.5	47.4
12/09/2015 2:12:00 AM	5.2	41.1
12/09/2015 2:13:00 AM	4.4	38.4
12/09/2015 2:14:00 AM	4.2	38.3
12/09/2015 2:15:00 AM	4.1	35.7
12/09/2015 2:16:00 AM	4.1	38.0
12/09/2015 2:17:00 AM	4.2	35.6
12/09/2015 2:18:00 AM	4.6	45.4
12/09/2015 2:19:00 AM	4.0	38.0
12/09/2015 2:20:00 AM	4.3	36.4
12/09/2015 2:21:00 AM	4.1	36.0
12/09/2015 2:22:00 AM	4.2	37.1
12/09/2015 2:23:00 AM	4.7	40.2
12/09/2015 2:24:00 AM	4.8	43.9
12/09/2015 2:25:00 AM	4.6	40.2
12/09/2015 2:26:00 AM	4.4	38.2
12/09/2015 2:27:00 AM	4.2	37.0
12/09/2015 2:28:00 AM	4.3	37.8
12/09/2015 2:29:00 AM	4.4	38.7
12/09/2015 2:30:00 AM	4.5	37.8
12/09/2015 2:31:00 AM	5.0	42.7
12/09/2015 2:32:00 AM	4.7	39.6
12/09/2015 2:33:00 AM	5.1	42.9
12/09/2015 2:34:00 AM	5.1	42.1
12/09/2015 2:35:00 AM	5.1	43.1
12/09/2015 2:36:00 AM	4.3	39.4
12/09/2015 2:37:00 AM	4.7	39.5
12/09/2015 2:38:00 AM	4.5	39.3
12/09/2015 2:39:00 AM	4.7	39.8
12/09/2015 2:40:00 AM	4.1	36.8
12/09/2015 2:41:00 AM	4.7	41.3
12/09/2015 2:42:00 AM	4.9	41.1

12/09/2015 2:43:00 AM	4.6	39.8
12/09/2015 2:44:00 AM	5.2	44.3
12/09/2015 2:45:00 AM	4.4	38.1
12/09/2015 2:46:00 AM	4.4	39.1
12/09/2015 2:47:00 AM	4.7	41.5
12/09/2015 2:48:00 AM	4.6	39.5
12/09/2015 2:49:00 AM	4.2	37.4
12/09/2015 2:50:00 AM	4.9	43.4
12/09/2015 2:51:00 AM	4.6	40.3
12/09/2015 2:52:00 AM	4.3	37.9
12/09/2015 2:53:00 AM	4.9	42.4
12/09/2015 2:54:00 AM	4.7	44.0
12/09/2015 2:55:00 AM	5.4	44.4
12/09/2015 2:56:00 AM	6.0	46.7
12/09/2015 2:57:00 AM	5.2	45.6
12/09/2015 2:58:00 AM	5.0	44.0
12/09/2015 2:59:00 AM	5.1	44.7
12/09/2015 3:00:00 AM	5.1	43.4
12/09/2015 3:01:00 AM	5.3	43.2
12/09/2015 3:02:00 AM	5.3	43.8
12/09/2015 3:03:00 AM	5.3	45.0
12/09/2015 3:04:00 AM	5.1	43.3
12/09/2015 3:05:00 AM	5.5	44.9
12/09/2015 3:06:00 AM	5.4	45.9
12/09/2015 3:07:00 AM	5.2	43.6
12/09/2015 3:08:00 AM	4.9	42.3
12/09/2015 3:09:00 AM	5.1	43.6
12/09/2015 3:10:00 AM	5.5	45.1
12/09/2015 3:11:00 AM	5.2	42.4
12/09/2015 3:12:00 AM	4.9	41.3
12/09/2015 3:13:00 AM	4.7	39.9
12/09/2015 3:14:00 AM	4.5	39.0
12/09/2015 3:15:00 AM	4.6	39.4
12/09/2015 3:16:00 AM	4.7	39.8
12/09/2015 3:17:00 AM	4.8	38.5
12/09/2015 3:18:00 AM	4.3	36.7
12/09/2015 3:19:00 AM	4.0	37.2
12/09/2015 3:20:00 AM	4.2	37.8
12/09/2015 3:21:00 AM	3.7	34.7
12/09/2015 3:22:00 AM	3.8	36.7
12/09/2015 3:23:00 AM	4.3	40.9
12/09/2015 3:24:00 AM	4.4	38.5
12/09/2015 3:25:00 AM	4.2	36.2
12/09/2015 3:26:00 AM	4.1	36.4
12/09/2015 3:27:00 AM	4.0	36.7
12/09/2015 3:28:00 AM	4.6	40.0
12/09/2015 3:29:00 AM	4.7	39.2
12/09/2015 3:30:00 AM	3.9	36.5
12/09/2015 3:31:00 AM	4.2	37.9
12/09/2015 3:32:00 AM	4.1	36.2
12/09/2015 3:33:00 AM	4.2	39.8
12/09/2015 3:34:00 AM	3.7	35.6
12/09/2015 3:35:00 AM	4.1	37.5
12/09/2015 3:36:00 AM	3.7	35.9
12/09/2015 3:37:00 AM	4.6	41.0

12/09/2015 3:38:00 AM	4.0	36.2
12/09/2015 3:39:00 AM	4.1	36.8
12/09/2015 3:40:00 AM	3.9	35.5
12/09/2015 3:41:00 AM	4.2	37.3
12/09/2015 3:42:00 AM	4.6	38.9
12/09/2015 3:43:00 AM	4.8	40.5
12/09/2015 3:44:00 AM	4.4	38.7
12/09/2015 3:45:00 AM	4.5	37.5
12/09/2015 3:46:00 AM	4.1	35.7
12/09/2015 3:47:00 AM	4.6	40.8
12/09/2015 3:48:00 AM	3.9	35.4
12/09/2015 3:49:00 AM	3.6	34.0
12/09/2015 3:50:00 AM	4.2	36.7
12/09/2015 3:51:00 AM	3.9	34.9
12/09/2015 3:52:00 AM	4.2	37.3
12/09/2015 3:53:00 AM	4.0	36.4
12/09/2015 3:54:00 AM	3.8	36.9
12/09/2015 3:55:00 AM	3.9	39.2
12/09/2015 3:56:00 AM	4.6	43.2
12/09/2015 3:57:00 AM	4.6	40.0
12/09/2015 3:58:00 AM	4.7	42.6
12/09/2015 3:59:00 AM	4.2	37.8
12/09/2015 4:00:00 AM	4.3	38.5
12/09/2015 4:01:00 AM	4.2	38.1
12/09/2015 4:02:00 AM	3.7	34.8
12/09/2015 4:03:00 AM	4.1	36.2
12/09/2015 4:04:00 AM	4.4	38.3
12/09/2015 4:05:00 AM	4.3	38.6
12/09/2015 4:06:00 AM	4.2	36.9
12/09/2015 4:07:00 AM	3.8	34.2
12/09/2015 4:08:00 AM	4.4	38.5
12/09/2015 4:09:00 AM	4.4	37.9
12/09/2015 4:10:00 AM	4.3	37.1
12/09/2015 4:11:00 AM	4.5	39.2
12/09/2015 4:12:00 AM	4.2	36.4
12/09/2015 4:13:00 AM	4.2	38.7
12/09/2015 4:14:00 AM	4.5	38.5
12/09/2015 4:15:00 AM	4.7	40.1
12/09/2015 4:16:00 AM	4.3	38.5
12/09/2015 4:17:00 AM	4.6	40.3
12/09/2015 4:18:00 AM	5.1	44.3
12/09/2015 4:19:00 AM	4.9	39.7
12/09/2015 4:20:00 AM	4.7	39.4
12/09/2015 4:21:00 AM	4.5	40.2
12/09/2015 4:22:00 AM	4.9	41.2
12/09/2015 4:23:00 AM	4.9	40.9
12/09/2015 4:24:00 AM	4.9	41.8
12/09/2015 4:25:00 AM	5.1	42.8
12/09/2015 4:26:00 AM	4.8	40.2
12/09/2015 4:27:00 AM	4.9	41.6
12/09/2015 4:28:00 AM	5.0	41.9
12/09/2015 4:29:00 AM	5.0	43.0
12/09/2015 4:30:00 AM	5.2	43.0
12/09/2015 4:31:00 AM	5.2	43.0
12/09/2015 4:32:00 AM	5.1	43.4

12/09/2015 4:33:00 AM	5.2	44.3
12/09/2015 4:34:00 AM	5.0	43.2
12/09/2015 4:35:00 AM	5.3	42.8
12/09/2015 4:36:00 AM	5.0	41.6
12/09/2015 4:37:00 AM	4.9	41.8
12/09/2015 4:38:00 AM	4.9	41.8
12/09/2015 4:39:00 AM	5.0	42.3
12/09/2015 4:40:00 AM	5.0	41.7
12/09/2015 4:41:00 AM	4.7	40.8
12/09/2015 4:42:00 AM	5.0	41.3
12/09/2015 4:43:00 AM	5.4	43.5
12/09/2015 4:44:00 AM	4.8	39.4
12/09/2015 4:45:00 AM	4.8	39.8
12/09/2015 4:46:00 AM	4.7	40.6
12/09/2015 4:47:00 AM	4.2	38.6
12/09/2015 4:48:00 AM	4.7	41.2
12/09/2015 4:49:00 AM	4.3	37.1
12/09/2015 4:50:00 AM	4.5	39.2
12/09/2015 4:51:00 AM	4.6	39.4
12/09/2015 4:52:00 AM	4.6	40.2
12/09/2015 4:53:00 AM	4.5	39.5
12/09/2015 4:54:00 AM	5.2	41.1
12/09/2015 4:55:00 AM	5.0	41.1
12/09/2015 4:56:00 AM	4.8	38.7
12/09/2015 4:57:00 AM	4.6	40.0
12/09/2015 4:58:00 AM	4.9	40.8
12/09/2015 4:59:00 AM	4.7	38.4
12/09/2015 10:00:00 PM	3.5	34.4
12/09/2015 10:02:00 PM	3.7	35.8
12/09/2015 10:03:00 PM	3.6	34.9
12/09/2015 10:06:00 PM	3.7	36.0
12/09/2015 10:15:00 PM	3.6	36.3
12/09/2015 10:36:00 PM	3.6	35.2
12/10/2015 3:40:00 AM	4.0	38.0
12/10/2015 3:41:00 AM	3.7	36.5
12/10/2015 3:42:00 AM	3.9	36.8
12/10/2015 3:43:00 AM	3.6	36.8
12/10/2015 3:44:00 AM	3.9	36.8
12/10/2015 3:48:00 AM	3.6	36.8
12/10/2015 3:50:00 AM	3.5	36.6
12/10/2015 3:51:00 AM	3.5	36.1
12/10/2015 3:52:00 AM	3.6	36.4
12/10/2015 3:59:00 AM	3.7	37.2
12/10/2015 4:03:00 AM	3.8	38.0
12/10/2015 4:04:00 AM	3.8	38.0
12/10/2015 4:07:00 AM	3.6	37.9
12/10/2015 4:08:00 AM	3.9	38.2
12/10/2015 4:09:00 AM	3.9	39.3
12/10/2015 4:10:00 AM	4.2	39.8
12/10/2015 4:11:00 AM	4.2	41.5
12/10/2015 4:12:00 AM	4.2	40.9
12/10/2015 4:13:00 AM	4.1	39.8
12/10/2015 4:14:00 AM	4.5	42.3
12/10/2015 4:15:00 AM	3.8	39.0
12/10/2015 4:16:00 AM	3.9	38.6

12/10/2015 4:17:00 AM	3.7	39.0
12/10/2015 4:18:00 AM	4.0	39.3
12/10/2015 4:19:00 AM	4.0	39.5
12/10/2015 4:20:00 AM	3.8	39.0
12/10/2015 4:21:00 AM	4.1	39.3
12/10/2015 4:24:00 AM	3.8	38.9
12/10/2015 4:25:00 AM	3.8	39.7
12/10/2015 4:26:00 AM	4.2	41.5
12/10/2015 4:27:00 AM	3.8	39.8
12/10/2015 4:28:00 AM	3.7	39.6
12/10/2015 4:30:00 AM	4.1	40.7
12/10/2015 4:31:00 AM	4.6	43.2
12/10/2015 4:32:00 AM	5.0	44.3
12/10/2015 4:33:00 AM	4.7	48.8
12/10/2015 4:34:00 AM	5.1	45.4
12/10/2015 4:35:00 AM	5.3	45.1
12/10/2015 4:36:00 AM	4.9	45.5
12/10/2015 4:37:00 AM	4.4	42.3
12/10/2015 4:38:00 AM	5.0	42.0
12/10/2015 4:39:00 AM	5.1	45.2
12/10/2015 4:40:00 AM	5.1	44.7
12/10/2015 4:41:00 AM	5.2	44.2
12/10/2015 4:42:00 AM	5.0	42.7
12/10/2015 4:43:00 AM	4.4	42.8
12/10/2015 4:44:00 AM	4.0	39.4
12/10/2015 4:45:00 AM	3.9	37.4
12/10/2015 4:46:00 AM	4.1	38.8
12/10/2015 4:47:00 AM	4.9	43.4
12/10/2015 4:48:00 AM	4.4	40.4
12/10/2015 4:49:00 AM	4.2	40.7
12/10/2015 4:50:00 AM	4.1	40.3
12/10/2015 4:51:00 AM	4.3	43.5
12/10/2015 4:52:00 AM	4.4	42.2
12/10/2015 4:53:00 AM	4.7	43.1
12/10/2015 4:54:00 AM	3.6	40.4
12/10/2015 4:55:00 AM	4.0	40.3
12/10/2015 4:56:00 AM	4.2	42.5
12/10/2015 4:57:00 AM	3.8	39.7
12/10/2015 4:58:00 AM	4.2	41.8
12/10/2015 4:59:00 AM	3.9	41.1
12/11/2015 12:52:00 AM	5.3	52.0
12/11/2015 12:54:00 AM	5.4	50.3
12/11/2015 12:56:00 AM	5.6	51.4
12/11/2015 1:14:00 AM	5.8	50.4
12/11/2015 1:15:00 AM	4.9	47.0
12/11/2015 1:17:00 AM	5.5	49.2
12/11/2015 1:18:00 AM	4.7	45.7
12/11/2015 1:19:00 AM	3.6	41.7
12/11/2015 1:22:00 AM	4.4	42.7
12/11/2015 1:26:00 AM	4.1	43.2
12/11/2015 1:28:00 AM	4.6	45.2
12/11/2015 1:29:00 AM	4.2	42.0
12/11/2015 1:30:00 AM	5.2	47.9
12/11/2015 1:31:00 AM	5.5	47.0
12/11/2015 1:32:00 AM	4.9	42.0

12/11/2015 1:33:00 AM	5.2	47.8
12/11/2015 1:34:00 AM	4.3	43.6
12/11/2015 1:35:00 AM	5.5	50.8
12/11/2015 1:37:00 AM	5.0	47.0
12/11/2015 1:41:00 AM	5.4	46.9
12/11/2015 1:44:00 AM	4.5	46.4
12/11/2015 1:45:00 AM	4.4	44.8
12/11/2015 1:46:00 AM	4.9	49.7
12/11/2015 1:47:00 AM	6.2	53.0
12/11/2015 1:48:00 AM	4.8	48.2
12/11/2015 1:49:00 AM	5.5	49.1
12/11/2015 1:50:00 AM	4.8	46.9
12/11/2015 1:54:00 AM	5.0	47.8
12/11/2015 1:55:00 AM	4.6	45.8
12/11/2015 1:56:00 AM	4.6	42.6
12/11/2015 1:58:00 AM	4.6	44.3
12/11/2015 1:59:00 AM	3.6	40.0
12/11/2015 2:00:00 AM	4.5	45.3
12/11/2015 2:02:00 AM	4.0	42.6
12/11/2015 2:04:00 AM	5.1	49.4
12/11/2015 2:05:00 AM	4.5	41.1
12/11/2015 2:06:00 AM	4.2	42.6
12/11/2015 2:07:00 AM	4.7	47.7
12/11/2015 2:09:00 AM	5.3	49.4
12/11/2015 2:10:00 AM	4.3	39.7
12/11/2015 2:11:00 AM	5.3	49.4
12/11/2015 2:12:00 AM	4.4	40.3
12/11/2015 2:13:00 AM	4.0	39.6
12/11/2015 2:15:00 AM	5.3	45.5
12/11/2015 2:16:00 AM	4.7	47.6
12/11/2015 2:18:00 AM	4.8	46.2
12/11/2015 2:19:00 AM	4.1	43.8
12/11/2015 2:20:00 AM	4.1	41.2
12/11/2015 2:21:00 AM	4.2	42.7
12/11/2015 2:22:00 AM	4.4	40.1
12/11/2015 2:23:00 AM	4.9	47.7
12/11/2015 2:24:00 AM	3.6	37.4
12/11/2015 2:25:00 AM	3.7	38.1
12/11/2015 2:26:00 AM	4.3	45.5
12/11/2015 2:27:00 AM	5.1	47.2
12/11/2015 2:28:00 AM	3.8	37.3
12/11/2015 2:29:00 AM	4.2	39.2
12/11/2015 2:30:00 AM	4.0	38.9
12/11/2015 2:31:00 AM	4.1	44.4
12/11/2015 2:32:00 AM	4.2	52.2
12/11/2015 2:33:00 AM	3.9	49.0
12/11/2015 2:34:00 AM	4.0	40.7
12/11/2015 2:35:00 AM	4.0	43.4
12/11/2015 2:36:00 AM	4.3	41.6
12/11/2015 2:37:00 AM	3.7	37.7
12/11/2015 2:38:00 AM	3.6	36.2
12/11/2015 2:39:00 AM	4.4	42.1
12/11/2015 2:42:00 AM	4.0	38.6
12/11/2015 2:43:00 AM	4.0	38.5
12/11/2015 2:45:00 AM	3.7	38.2

12/11/2015 2:46:00 AM	3.5	37.6
12/11/2015 2:49:00 AM	3.9	39.0
12/11/2015 2:50:00 AM	5.0	43.8
12/11/2015 2:51:00 AM	3.9	36.9
12/11/2015 2:52:00 AM	3.8	36.2
12/11/2015 2:53:00 AM	5.0	44.1
12/11/2015 2:55:00 AM	5.2	43.8
12/11/2015 2:56:00 AM	4.7	41.9
12/11/2015 2:57:00 AM	4.6	43.8
12/11/2015 2:58:00 AM	4.2	39.9
12/11/2015 2:59:00 AM	4.5	41.0
12/11/2015 3:00:00 AM	3.7	37.0
12/11/2015 3:01:00 AM	4.5	41.0
12/11/2015 3:02:00 AM	5.0	43.6
12/11/2015 3:03:00 AM	5.7	46.0
12/11/2015 3:04:00 AM	4.9	45.3
12/11/2015 3:05:00 AM	5.5	46.0
12/11/2015 3:06:00 AM	4.9	46.1
12/11/2015 3:07:00 AM	4.6	44.0
12/11/2015 3:08:00 AM	4.9	44.2
12/11/2015 3:09:00 AM	4.8	41.7
12/11/2015 3:10:00 AM	4.6	40.7
12/11/2015 3:11:00 AM	4.8	43.3
12/11/2015 3:12:00 AM	4.4	38.3
12/11/2015 3:13:00 AM	4.5	43.8
12/11/2015 3:14:00 AM	4.2	40.2
12/11/2015 3:15:00 AM	4.1	41.0
12/11/2015 3:16:00 AM	4.0	37.6
12/11/2015 3:17:00 AM	4.5	39.7
12/11/2015 3:18:00 AM	4.4	41.3
12/11/2015 3:19:00 AM	5.2	47.0
12/11/2015 3:20:00 AM	4.7	41.3
12/11/2015 3:21:00 AM	4.3	38.0
12/11/2015 3:22:00 AM	4.4	38.4
12/11/2015 3:23:00 AM	4.2	39.1
12/11/2015 3:24:00 AM	5.0	41.0
12/11/2015 3:25:00 AM	4.5	39.5
12/11/2015 3:27:00 AM	4.6	39.7
12/11/2015 3:29:00 AM	4.8	44.7
12/11/2015 3:30:00 AM	5.2	44.7
12/11/2015 3:31:00 AM	4.6	42.2
12/11/2015 3:32:00 AM	5.1	43.4
12/11/2015 3:33:00 AM	5.2	43.5
12/11/2015 3:34:00 AM	5.6	46.9
12/11/2015 3:35:00 AM	5.3	43.8
12/11/2015 3:36:00 AM	5.1	43.1
12/11/2015 3:37:00 AM	5.6	45.4
12/11/2015 3:38:00 AM	5.5	45.8
12/11/2015 3:39:00 AM	5.0	45.3
12/11/2015 3:40:00 AM	5.2	44.4
12/11/2015 3:41:00 AM	4.9	43.8
12/11/2015 3:42:00 AM	5.1	47.5
12/11/2015 3:43:00 AM	5.5	46.6
12/11/2015 3:44:00 AM	5.3	46.5
12/11/2015 3:45:00 AM	5.5	49.0

12/11/2015 3:46:00 AM	5.4	46.2
12/11/2015 3:47:00 AM	4.6	43.4
12/11/2015 3:48:00 AM	5.7	46.6
12/11/2015 3:49:00 AM	4.9	44.7
12/11/2015 3:50:00 AM	5.8	47.7
12/11/2015 3:51:00 AM	5.2	46.0
12/11/2015 3:52:00 AM	5.2	46.3
12/11/2015 3:53:00 AM	4.9	43.1
12/11/2015 3:54:00 AM	5.0	44.0
12/11/2015 3:55:00 AM	4.8	43.7
12/11/2015 3:56:00 AM	5.4	48.3
12/11/2015 3:57:00 AM	5.1	44.5
12/11/2015 3:58:00 AM	4.2	39.1
12/11/2015 3:59:00 AM	4.3	39.5
12/11/2015 4:00:00 AM	4.3	40.2
12/11/2015 4:01:00 AM	5.2	44.8
12/11/2015 4:02:00 AM	5.4	47.6
12/11/2015 4:03:00 AM	5.2	43.6
12/11/2015 4:04:00 AM	4.7	43.3
12/11/2015 4:06:00 AM	5.2	44.1
12/11/2015 4:07:00 AM	5.1	45.3
12/11/2015 4:08:00 AM	5.1	44.9
12/11/2015 4:09:00 AM	5.1	46.7
12/11/2015 4:10:00 AM	6.0	49.2
12/11/2015 4:11:00 AM	4.7	44.7
12/11/2015 4:13:00 AM	4.7	42.8
12/11/2015 4:14:00 AM	5.0	44.8
12/11/2015 4:15:00 AM	5.6	48.2
12/11/2015 4:16:00 AM	5.9	50.0
12/11/2015 4:17:00 AM	5.1	44.5
12/11/2015 4:18:00 AM	5.3	47.3
12/11/2015 4:19:00 AM	5.6	50.4
12/11/2015 4:20:00 AM	6.5	52.5
12/11/2015 4:21:00 AM	6.8	51.5
12/11/2015 4:22:00 AM	5.3	45.1
12/11/2015 4:24:00 AM	5.7	49.3
12/11/2015 4:26:00 AM	6.8	52.3
12/11/2015 4:27:00 AM	5.4	46.7
12/11/2015 4:29:00 AM	6.0	52.0
12/11/2015 4:30:00 AM	5.3	46.5
12/11/2015 4:31:00 AM	4.9	43.9
12/11/2015 4:32:00 AM	5.7	49.0
12/11/2015 4:33:00 AM	5.9	51.5
12/11/2015 4:34:00 AM	5.5	48.4
12/11/2015 4:35:00 AM	4.8	45.7
12/11/2015 4:36:00 AM	5.6	47.0
12/11/2015 4:37:00 AM	5.0	44.5
12/11/2015 4:40:00 AM	6.3	51.6
12/11/2015 4:41:00 AM	5.5	46.6
12/11/2015 4:42:00 AM	5.4	50.4
12/11/2015 4:43:00 AM	6.1	50.1
12/11/2015 4:47:00 AM	5.8	51.2
12/11/2015 4:48:00 AM	6.3	51.4
12/11/2015 4:51:00 AM	6.2	53.0
12/11/2015 4:52:00 AM	6.6	52.6

12/11/2015 4:53:00 AM	5.6	50.4
12/11/2015 4:54:00 AM	5.8	51.6
12/11/2015 4:55:00 AM	5.4	47.8
12/11/2015 4:56:00 AM	5.6	48.7
12/11/2015 4:59:00 AM	6.6	53.3
12/13/2015 10:00:00 PM	5.4	43.6
12/13/2015 10:01:00 PM	5.2	44.9
12/13/2015 10:02:00 PM	5.1	47.7
12/13/2015 10:03:00 PM	6.1	48.4
12/13/2015 10:04:00 PM	5.1	42.8
12/13/2015 10:05:00 PM	5.2	43.4
12/13/2015 10:06:00 PM	5.7	46.8
12/13/2015 10:07:00 PM	5.6	45.4
12/13/2015 10:08:00 PM	5.5	45.9
12/13/2015 10:09:00 PM	5.1	43.3
12/13/2015 10:10:00 PM	5.4	44.5
12/13/2015 10:11:00 PM	5.4	45.5
12/13/2015 10:12:00 PM	5.4	44.5
12/13/2015 10:13:00 PM	5.1	43.4
12/13/2015 10:14:00 PM	5.1	44.8
12/13/2015 10:15:00 PM	5.2	44.4
12/13/2015 10:16:00 PM	4.8	41.2
12/13/2015 10:17:00 PM	4.8	43.0
12/13/2015 10:18:00 PM	5.8	46.6
12/13/2015 10:19:00 PM	4.7	41.8
12/13/2015 10:20:00 PM	4.4	39.2
12/13/2015 10:21:00 PM	4.2	40.1
12/13/2015 10:22:00 PM	5.0	42.8
12/13/2015 10:23:00 PM	4.9	43.2
12/13/2015 10:24:00 PM	4.3	39.4
12/13/2015 10:25:00 PM	3.6	35.3
12/13/2015 10:26:00 PM	4.2	41.8
12/13/2015 10:27:00 PM	5.4	45.1
12/13/2015 10:29:00 PM	4.0	37.3
12/13/2015 10:30:00 PM	4.3	39.7
12/13/2015 10:31:00 PM	4.4	38.8
12/13/2015 10:32:00 PM	4.0	35.2
12/13/2015 10:33:00 PM	4.3	39.4
12/13/2015 10:34:00 PM	4.7	41.0
12/13/2015 10:35:00 PM	5.2	44.7
12/13/2015 10:36:00 PM	4.6	39.2
12/13/2015 10:37:00 PM	4.8	41.1
12/13/2015 10:38:00 PM	5.0	43.7
12/13/2015 10:39:00 PM	5.7	45.8
12/13/2015 10:40:00 PM	5.5	45.9
12/13/2015 10:41:00 PM	5.3	43.5
12/13/2015 10:42:00 PM	5.3	45.5
12/13/2015 10:43:00 PM	5.4	43.2
12/13/2015 10:44:00 PM	5.2	44.0
12/13/2015 10:45:00 PM	5.7	47.4
12/13/2015 10:47:00 PM	6.1	49.2
12/13/2015 10:48:00 PM	5.9	48.5
12/13/2015 10:49:00 PM	5.9	47.4
12/13/2015 10:50:00 PM	6.0	50.5
12/13/2015 10:51:00 PM	6.7	49.9

12/13/2015 10:52:00 PM	5.9	47.5
12/13/2015 10:53:00 PM	5.7	44.0
12/13/2015 10:54:00 PM	4.8	41.3
12/13/2015 10:55:00 PM	5.8	47.0
12/13/2015 10:56:00 PM	5.3	43.6
12/13/2015 10:57:00 PM	5.2	45.1
12/13/2015 10:58:00 PM	5.7	46.5
12/13/2015 10:59:00 PM	5.6	46.2
12/13/2015 11:00:00 PM	5.4	45.4
12/13/2015 11:01:00 PM	4.7	42.6
12/13/2015 11:02:00 PM	5.5	44.6
12/13/2015 11:03:00 PM	4.9	43.5
12/13/2015 11:04:00 PM	5.6	47.3
12/13/2015 11:05:00 PM	5.8	46.2
12/13/2015 11:06:00 PM	6.0	50.3
12/13/2015 11:07:00 PM	6.2	48.6
12/13/2015 11:08:00 PM	5.7	47.5
12/13/2015 11:09:00 PM	5.6	45.5
12/13/2015 11:10:00 PM	5.6	48.6
12/13/2015 11:11:00 PM	5.5	45.3
12/13/2015 11:12:00 PM	4.8	41.9
12/13/2015 11:13:00 PM	5.6	47.5
12/13/2015 11:14:00 PM	5.5	45.7
12/13/2015 11:15:00 PM	5.0	42.3
12/13/2015 11:16:00 PM	6.2	48.6
12/13/2015 11:17:00 PM	5.6	46.9
12/13/2015 11:18:00 PM	6.3	48.5
12/13/2015 11:19:00 PM	5.7	47.4
12/13/2015 11:20:00 PM	5.5	46.2
12/13/2015 11:21:00 PM	5.9	46.3
12/13/2015 11:22:00 PM	4.7	42.0
12/13/2015 11:23:00 PM	4.9	41.2
12/13/2015 11:24:00 PM	5.3	43.4
12/13/2015 11:25:00 PM	5.3	44.0
12/13/2015 11:26:00 PM	5.3	46.4
12/13/2015 11:27:00 PM	4.7	42.3
12/13/2015 11:28:00 PM	6.2	49.9
12/13/2015 11:29:00 PM	6.1	52.5
12/13/2015 11:30:00 PM	5.5	44.6
12/13/2015 11:31:00 PM	5.0	42.1
12/13/2015 11:32:00 PM	5.8	45.2
12/13/2015 11:33:00 PM	5.1	41.3
12/13/2015 11:34:00 PM	5.0	46.5
12/13/2015 11:39:00 PM	5.2	44.0
12/13/2015 11:40:00 PM	5.0	41.2
12/13/2015 11:41:00 PM	4.5	40.1
12/13/2015 11:42:00 PM	4.9	41.0
12/13/2015 11:43:00 PM	4.5	39.3
12/13/2015 11:44:00 PM	4.7	40.7
12/13/2015 11:45:00 PM	4.8	42.1
12/13/2015 11:46:00 PM	4.9	41.9
12/13/2015 11:47:00 PM	6.6	50.6
12/13/2015 11:48:00 PM	6.9	52.2
12/13/2015 11:49:00 PM	6.7	50.9
12/13/2015 11:50:00 PM	6.7	52.5

12/13/2015 11:51:00 PM	6.5	48.9
12/13/2015 11:54:00 PM	7.1	51.6
12/13/2015 11:55:00 PM	6.3	50.3
12/13/2015 11:56:00 PM	6.3	49.4
12/13/2015 11:57:00 PM	6.5	52.1
12/14/2015 12:01:00 AM	6.1	48.6
12/14/2015 12:02:00 AM	6.0	51.0
12/14/2015 12:03:00 AM	6.9	52.6
12/14/2015 12:04:00 AM	6.9	52.1
12/14/2015 12:05:00 AM	6.5	51.0
12/14/2015 12:06:00 AM	6.0	47.4
12/14/2015 12:07:00 AM	5.4	46.0
12/14/2015 12:08:00 AM	5.7	47.5
12/14/2015 12:09:00 AM	4.9	42.9
12/14/2015 12:10:00 AM	5.6	46.5
12/14/2015 12:11:00 AM	5.7	45.9
12/14/2015 12:12:00 AM	5.2	43.9
12/14/2015 12:13:00 AM	4.9	43.8
12/14/2015 12:15:00 AM	5.6	44.2
12/14/2015 12:16:00 AM	5.4	45.8
12/14/2015 12:17:00 AM	6.1	49.9
12/14/2015 12:18:00 AM	6.1	47.3
12/14/2015 12:19:00 AM	5.7	45.5
12/14/2015 12:20:00 AM	6.0	46.4
12/14/2015 12:21:00 AM	5.3	45.5
12/14/2015 12:22:00 AM	5.4	45.1
12/14/2015 12:23:00 AM	5.4	45.8
12/14/2015 12:24:00 AM	5.8	46.2
12/14/2015 12:25:00 AM	5.5	45.2
12/14/2015 12:26:00 AM	5.7	45.3
12/14/2015 12:27:00 AM	6.2	47.5
12/14/2015 12:28:00 AM	6.4	50.3
12/14/2015 12:30:00 AM	6.1	47.8
12/14/2015 12:31:00 AM	6.9	52.6
12/14/2015 12:32:00 AM	5.9	46.4
12/14/2015 12:34:00 AM	5.3	44.3
12/14/2015 12:35:00 AM	6.0	49.9
12/14/2015 12:36:00 AM	6.6	50.6
12/14/2015 12:37:00 AM	6.3	49.2
12/14/2015 12:38:00 AM	6.4	49.3
12/14/2015 12:39:00 AM	5.8	47.9
12/14/2015 12:44:00 AM	6.5	50.7
12/14/2015 12:46:00 AM	6.3	48.3
12/14/2015 12:47:00 AM	6.8	52.1
12/14/2015 12:48:00 AM	5.8	46.8
12/14/2015 12:49:00 AM	5.7	46.7
12/14/2015 12:50:00 AM	5.7	46.3
12/14/2015 12:51:00 AM	5.8	46.6
12/14/2015 12:52:00 AM	6.4	48.4
12/14/2015 12:53:00 AM	6.5	51.0
12/14/2015 12:54:00 AM	6.4	49.0
12/14/2015 12:55:00 AM	6.7	50.4
12/14/2015 12:56:00 AM	6.1	49.0
12/14/2015 12:57:00 AM	6.1	49.6
12/14/2015 12:58:00 AM	6.1	50.2

12/14/2015 12:59:00 AM	6.2	50.1
12/14/2015 1:04:00 AM	6.5	51.5
12/14/2015 1:05:00 AM	5.6	47.5
12/14/2015 1:06:00 AM	6.1	49.4
12/14/2015 1:07:00 AM	6.0	47.0
12/14/2015 1:08:00 AM	5.8	48.2
12/14/2015 1:09:00 AM	5.8	48.4
12/14/2015 1:10:00 AM	6.5	50.8
12/14/2015 1:11:00 AM	6.2	48.9
12/14/2015 1:12:00 AM	6.6	50.0
12/14/2015 1:13:00 AM	5.9	48.4
12/14/2015 1:14:00 AM	6.5	52.5
12/14/2015 1:15:00 AM	6.7	51.3
12/14/2015 1:16:00 AM	6.0	47.3
12/14/2015 1:17:00 AM	5.2	47.0
12/14/2015 1:18:00 AM	5.6	46.6
12/14/2015 1:19:00 AM	5.4	44.3
12/14/2015 1:20:00 AM	5.3	45.6
12/14/2015 1:21:00 AM	5.9	47.8
12/14/2015 1:22:00 AM	5.5	44.6
12/14/2015 1:23:00 AM	5.3	46.9
12/14/2015 1:24:00 AM	6.0	47.0
12/14/2015 1:25:00 AM	5.8	47.5
12/14/2015 1:26:00 AM	6.4	51.2
12/14/2015 1:27:00 AM	6.4	49.0
12/14/2015 1:28:00 AM	6.0	50.2
12/14/2015 1:29:00 AM	7.0	53.3
12/14/2015 1:30:00 AM	5.8	47.9
12/14/2015 1:31:00 AM	5.0	45.5
12/14/2015 1:32:00 AM	6.3	48.0
12/14/2015 1:33:00 AM	5.2	42.2
12/14/2015 1:34:00 AM	4.7	42.6
12/14/2015 1:35:00 AM	4.5	38.6
12/14/2015 1:36:00 AM	4.4	39.7
12/14/2015 1:37:00 AM	5.0	44.9
12/14/2015 1:38:00 AM	5.9	46.3
12/14/2015 1:39:00 AM	5.8	47.8
12/14/2015 1:40:00 AM	5.9	46.5
12/14/2015 1:41:00 AM	5.5	46.2
12/14/2015 1:42:00 AM	5.9	47.9
12/14/2015 1:43:00 AM	6.1	50.7
12/14/2015 1:44:00 AM	6.5	49.8
12/14/2015 1:45:00 AM	5.9	50.0
12/14/2015 1:48:00 AM	7.5	53.8
12/14/2015 1:49:00 AM	7.1	52.7
12/14/2015 1:50:00 AM	6.7	53.0
12/14/2015 1:51:00 AM	6.6	50.6
12/14/2015 1:52:00 AM	6.4	49.3
12/14/2015 1:53:00 AM	6.6	51.6
12/14/2015 1:54:00 AM	6.2	51.1
12/14/2015 1:55:00 AM	6.2	49.7
12/14/2015 1:56:00 AM	6.0	48.7
12/14/2015 1:57:00 AM	5.7	47.5
12/14/2015 1:58:00 AM	6.1	48.2
12/14/2015 1:59:00 AM	5.6	46.6

12/14/2015 2:00:00 AM	5.5	46.3
12/14/2015 2:01:00 AM	5.1	44.2
12/14/2015 2:02:00 AM	5.4	48.4
12/14/2015 2:03:00 AM	6.3	48.1
12/14/2015 2:04:00 AM	5.5	46.0
12/14/2015 2:05:00 AM	4.9	44.5
12/14/2015 2:06:00 AM	5.8	47.8
12/14/2015 2:07:00 AM	5.3	46.0
12/14/2015 2:08:00 AM	5.0	42.0
12/14/2015 2:09:00 AM	5.6	44.3
12/14/2015 2:10:00 AM	5.0	42.1
12/14/2015 2:11:00 AM	5.2	47.5
12/14/2015 2:12:00 AM	5.7	45.0
12/14/2015 2:13:00 AM	5.2	43.2
12/14/2015 2:14:00 AM	5.3	45.6
12/14/2015 2:15:00 AM	5.2	44.9
12/14/2015 2:16:00 AM	4.6	43.7
12/14/2015 2:17:00 AM	5.7	46.1
12/14/2015 2:18:00 AM	4.5	38.5
12/14/2015 2:19:00 AM	4.3	39.2
12/14/2015 2:20:00 AM	5.4	44.4
12/14/2015 2:21:00 AM	5.6	46.0
12/14/2015 2:22:00 AM	5.4	43.8
12/14/2015 2:23:00 AM	5.3	43.0
12/14/2015 2:24:00 AM	5.0	41.9
12/14/2015 2:25:00 AM	5.0	43.3
12/14/2015 2:26:00 AM	6.0	46.6
12/14/2015 2:27:00 AM	5.9	47.6
12/14/2015 2:28:00 AM	5.7	46.2
12/14/2015 2:29:00 AM	5.9	49.5
12/14/2015 2:30:00 AM	6.6	49.7
12/14/2015 2:31:00 AM	5.9	47.4
12/14/2015 2:32:00 AM	6.1	47.5
12/14/2015 2:33:00 AM	6.0	48.6
12/14/2015 2:34:00 AM	5.9	47.5
12/14/2015 2:35:00 AM	5.8	46.2
12/14/2015 2:36:00 AM	5.3	46.2
12/14/2015 2:37:00 AM	5.1	41.4
12/14/2015 2:38:00 AM	5.3	45.2
12/14/2015 2:39:00 AM	5.5	44.4
12/14/2015 2:40:00 AM	4.8	41.4
12/14/2015 2:41:00 AM	4.7	43.0
12/14/2015 2:42:00 AM	5.6	45.5
12/14/2015 2:43:00 AM	5.5	45.5
12/14/2015 2:44:00 AM	5.6	44.7
12/14/2015 2:45:00 AM	5.8	46.2
12/14/2015 2:46:00 AM	5.3	43.6
12/14/2015 2:47:00 AM	5.7	44.0
12/14/2015 2:48:00 AM	5.0	42.5
12/14/2015 2:49:00 AM	4.9	42.2
12/14/2015 2:50:00 AM	4.9	41.5
12/14/2015 2:51:00 AM	5.2	44.4
12/14/2015 2:52:00 AM	5.5	47.2
12/14/2015 2:53:00 AM	5.4	44.4
12/14/2015 2:54:00 AM	5.2	43.3

12/14/2015 2:55:00 AM	5.8	46.9
12/14/2015 2:56:00 AM	5.7	45.9
12/14/2015 2:57:00 AM	5.6	46.5
12/14/2015 2:58:00 AM	5.6	47.2
12/14/2015 2:59:00 AM	5.6	45.1
12/14/2015 3:00:00 AM	5.4	45.1
12/14/2015 3:01:00 AM	5.6	44.3
12/14/2015 3:02:00 AM	5.5	44.2
12/14/2015 3:03:00 AM	5.2	43.0
12/14/2015 3:04:00 AM	5.3	44.6
12/14/2015 3:05:00 AM	5.1	44.5
12/14/2015 3:06:00 AM	5.3	42.6
12/14/2015 3:07:00 AM	5.3	43.5
12/14/2015 3:08:00 AM	4.9	44.0
12/14/2015 3:09:00 AM	5.5	43.5
12/14/2015 3:10:00 AM	4.6	43.7
12/14/2015 3:11:00 AM	5.6	47.7
12/14/2015 3:12:00 AM	6.0	46.1
12/14/2015 3:13:00 AM	5.3	43.7
12/14/2015 3:14:00 AM	4.9	43.5
12/14/2015 3:15:00 AM	5.8	46.2
12/14/2015 3:16:00 AM	5.5	43.6
12/14/2015 3:17:00 AM	5.4	44.0
12/14/2015 3:18:00 AM	4.8	44.7
12/14/2015 3:19:00 AM	5.9	47.3
12/14/2015 3:20:00 AM	5.7	47.3
12/14/2015 3:21:00 AM	6.0	45.7
12/14/2015 3:22:00 AM	4.8	39.9
12/14/2015 3:23:00 AM	5.2	43.6
12/14/2015 3:24:00 AM	5.3	43.9
12/14/2015 3:25:00 AM	5.5	44.4
12/14/2015 3:26:00 AM	4.9	44.3
12/14/2015 3:27:00 AM	4.6	39.1
12/14/2015 3:28:00 AM	4.5	40.6
12/14/2015 3:29:00 AM	5.0	41.4
12/14/2015 3:30:00 AM	4.4	39.7
12/14/2015 3:31:00 AM	5.3	45.3
12/14/2015 3:32:00 AM	5.1	42.5
12/14/2015 3:33:00 AM	5.0	43.7
12/14/2015 3:34:00 AM	4.8	40.0
12/14/2015 3:35:00 AM	4.8	40.0
12/14/2015 3:36:00 AM	4.5	39.8
12/14/2015 3:37:00 AM	5.6	45.8
12/14/2015 3:38:00 AM	5.2	47.0
12/14/2015 3:39:00 AM	6.8	49.5
12/14/2015 3:40:00 AM	5.5	44.4
12/14/2015 3:41:00 AM	5.9	47.0
12/14/2015 3:42:00 AM	5.3	41.8
12/14/2015 3:43:00 AM	5.7	46.5
12/14/2015 3:44:00 AM	5.0	42.3
12/14/2015 3:45:00 AM	5.5	45.0
12/14/2015 3:46:00 AM	5.5	45.7
12/14/2015 3:47:00 AM	5.4	44.4
12/14/2015 3:48:00 AM	4.9	41.4
12/14/2015 3:49:00 AM	5.0	41.5

12/14/2015 3:50:00 AM	5.0	44.4
12/14/2015 3:51:00 AM	5.7	47.4
12/14/2015 3:52:00 AM	5.6	46.1
12/14/2015 3:53:00 AM	5.8	46.8
12/14/2015 3:54:00 AM	6.2	48.7
12/14/2015 3:55:00 AM	5.7	46.7
12/14/2015 3:56:00 AM	5.0	43.5
12/14/2015 3:57:00 AM	5.5	46.7
12/14/2015 3:58:00 AM	5.8	46.4
12/14/2015 3:59:00 AM	6.3	51.3
12/14/2015 4:00:00 AM	5.2	42.4
12/14/2015 4:01:00 AM	4.6	40.5
12/14/2015 4:02:00 AM	5.7	47.2
12/14/2015 4:03:00 AM	5.5	46.2
12/14/2015 4:04:00 AM	6.3	49.6
12/14/2015 4:05:00 AM	5.8	46.0
12/14/2015 4:06:00 AM	4.9	42.1
12/14/2015 4:07:00 AM	5.6	45.7
12/14/2015 4:08:00 AM	5.5	46.0
12/14/2015 4:09:00 AM	6.3	49.6
12/14/2015 4:10:00 AM	6.3	49.2
12/14/2015 4:11:00 AM	6.1	49.0
12/14/2015 4:12:00 AM	6.3	48.4
12/14/2015 4:13:00 AM	6.4	49.6
12/14/2015 4:14:00 AM	6.2	49.4
12/14/2015 4:15:00 AM	5.7	47.1
12/14/2015 4:16:00 AM	5.9	47.1
12/14/2015 4:17:00 AM	5.3	46.3
12/14/2015 4:18:00 AM	6.0	48.0
12/14/2015 4:19:00 AM	6.6	51.1
12/14/2015 4:20:00 AM	6.9	51.2
12/14/2015 4:21:00 AM	6.7	51.8
12/14/2015 4:22:00 AM	5.6	45.1
12/14/2015 4:23:00 AM	5.9	49.5
12/14/2015 4:24:00 AM	6.4	49.6
12/14/2015 4:25:00 AM	6.4	48.8
12/14/2015 4:26:00 AM	6.5	50.9
12/14/2015 4:27:00 AM	6.4	49.1
12/14/2015 4:28:00 AM	5.9	49.2
12/14/2015 4:29:00 AM	6.3	49.3
12/14/2015 4:30:00 AM	6.2	50.9
12/14/2015 4:31:00 AM	7.2	52.0
12/14/2015 4:32:00 AM	6.2	50.2
12/14/2015 4:33:00 AM	7.0	52.4
12/14/2015 4:34:00 AM	5.0	41.9
12/14/2015 4:35:00 AM	5.2	44.0
12/14/2015 4:36:00 AM	5.5	45.4
12/14/2015 4:37:00 AM	5.6	47.9
12/14/2015 4:38:00 AM	5.9	48.2
12/14/2015 4:39:00 AM	6.5	50.5
12/14/2015 4:40:00 AM	6.3	49.9
12/14/2015 4:41:00 AM	6.3	49.2
12/14/2015 4:42:00 AM	5.8	48.5
12/14/2015 4:44:00 AM	6.4	49.3
12/14/2015 4:45:00 AM	6.7	51.1

12/14/2015 4:46:00 AM	6.5	51.8
12/14/2015 4:47:00 AM	6.6	49.4
12/14/2015 4:48:00 AM	6.2	50.5
12/14/2015 4:49:00 AM	7.3	52.5
12/14/2015 4:50:00 AM	5.9	48.6
12/14/2015 4:51:00 AM	6.4	49.5
12/14/2015 4:52:00 AM	5.3	44.1
12/14/2015 4:53:00 AM	5.5	44.9
12/14/2015 4:54:00 AM	5.5	45.1
12/14/2015 4:55:00 AM	5.9	48.9
12/14/2015 4:56:00 AM	6.1	47.8
12/14/2015 4:57:00 AM	5.7	46.4
12/14/2015 4:58:00 AM	6.6	50.3
12/14/2015 4:59:00 AM	5.9	47.4
12/14/2015 10:07:00 PM	6.7	51.0
12/14/2015 10:08:00 PM	6.7	53.9
12/14/2015 10:11:00 PM	6.4	50.1
12/14/2015 10:12:00 PM	6.0	49.2
12/14/2015 10:13:00 PM	5.7	48.5
12/14/2015 10:14:00 PM	5.8	48.3
12/14/2015 10:15:00 PM	5.8	50.3
12/14/2015 10:16:00 PM	5.9	48.4
12/14/2015 10:17:00 PM	6.3	51.0
12/14/2015 10:18:00 PM	6.9	53.0
12/14/2015 10:19:00 PM	6.5	50.4
12/14/2015 10:20:00 PM	7.0	53.9
12/14/2015 10:21:00 PM	6.5	52.6
12/14/2015 10:22:00 PM	6.0	48.6
12/14/2015 10:24:00 PM	6.5	50.4
12/14/2015 10:25:00 PM	7.0	54.1
12/14/2015 10:26:00 PM	6.0	48.2
12/14/2015 10:27:00 PM	5.8	49.8
12/14/2015 10:28:00 PM	6.1	50.7
12/14/2015 10:29:00 PM	5.7	47.5
12/14/2015 10:30:00 PM	5.1	44.5
12/14/2015 10:31:00 PM	5.6	47.4
12/14/2015 10:32:00 PM	5.4	47.6
12/14/2015 10:33:00 PM	6.2	47.9
12/14/2015 10:34:00 PM	5.1	42.9
12/14/2015 10:35:00 PM	5.6	47.6
12/14/2015 10:36:00 PM	5.8	46.2
12/14/2015 10:37:00 PM	5.2	44.6
12/14/2015 10:38:00 PM	5.6	47.8
12/14/2015 10:39:00 PM	5.6	48.8
12/14/2015 10:41:00 PM	6.2	49.7
12/14/2015 10:42:00 PM	6.3	49.0
12/14/2015 10:43:00 PM	5.6	47.0
12/14/2015 10:44:00 PM	6.2	51.0
12/14/2015 10:45:00 PM	6.4	50.1
12/14/2015 10:46:00 PM	6.3	51.7
12/14/2015 10:47:00 PM	6.3	50.6
12/14/2015 10:48:00 PM	5.9	47.8
12/14/2015 10:49:00 PM	6.8	52.1
12/14/2015 10:50:00 PM	6.0	47.9
12/14/2015 10:51:00 PM	6.3	52.3

12/14/2015 10:52:00 PM	6.4	50.1
12/14/2015 10:53:00 PM	6.6	50.3
12/14/2015 10:55:00 PM	6.3	50.0
12/14/2015 10:56:00 PM	6.5	50.7
12/14/2015 10:57:00 PM	5.9	47.4
12/14/2015 10:59:00 PM	7.0	53.3
12/14/2015 11:00:00 PM	6.7	52.2
12/14/2015 11:01:00 PM	5.8	48.9
12/14/2015 11:02:00 PM	6.3	50.7
12/14/2015 11:03:00 PM	5.9	48.6
12/14/2015 11:04:00 PM	5.9	47.2
12/14/2015 11:05:00 PM	5.0	42.0
12/14/2015 11:06:00 PM	5.4	45.0
12/14/2015 11:07:00 PM	4.9	43.2
12/14/2015 11:08:00 PM	6.5	52.8
12/14/2015 11:09:00 PM	6.8	51.4
12/14/2015 11:10:00 PM	5.1	43.0
12/14/2015 11:11:00 PM	4.8	42.4
12/14/2015 11:12:00 PM	6.0	48.3
12/14/2015 11:13:00 PM	5.7	49.3
12/14/2015 11:14:00 PM	6.2	49.1
12/14/2015 11:15:00 PM	6.0	48.2
12/14/2015 11:16:00 PM	5.9	49.0
12/14/2015 11:17:00 PM	5.5	46.5
12/14/2015 11:18:00 PM	5.7	46.1
12/14/2015 11:19:00 PM	5.5	48.1
12/14/2015 11:20:00 PM	5.8	46.0
12/14/2015 11:21:00 PM	5.3	46.5
12/14/2015 11:22:00 PM	5.8	46.8
12/14/2015 11:23:00 PM	5.2	43.9
12/14/2015 11:24:00 PM	6.0	50.7
12/14/2015 11:25:00 PM	5.4	45.3
12/14/2015 11:26:00 PM	5.0	44.4
12/14/2015 11:27:00 PM	4.5	39.9
12/14/2015 11:28:00 PM	4.1	38.5
12/14/2015 11:29:00 PM	4.4	40.4
12/14/2015 11:30:00 PM	5.1	47.4
12/14/2015 11:31:00 PM	6.0	48.4
12/14/2015 11:32:00 PM	4.6	39.0
12/14/2015 11:33:00 PM	4.7	41.6
12/14/2015 11:34:00 PM	4.5	40.7
12/14/2015 11:35:00 PM	4.0	37.2
12/14/2015 11:36:00 PM	4.5	42.7
12/14/2015 11:37:00 PM	5.1	46.7
12/14/2015 11:38:00 PM	6.0	48.8
12/14/2015 11:39:00 PM	4.7	39.5
12/14/2015 11:40:00 PM	4.2	39.5
12/14/2015 11:41:00 PM	4.0	38.4
12/14/2015 11:43:00 PM	4.8	43.0
12/14/2015 11:44:00 PM	4.4	39.8
12/14/2015 11:45:00 PM	4.5	40.3
12/14/2015 11:46:00 PM	4.8	42.7
12/14/2015 11:47:00 PM	5.6	47.2
12/14/2015 11:48:00 PM	5.1	43.6
12/14/2015 11:49:00 PM	4.6	40.5

12/14/2015 11:50:00 PM	4.7	45.5
12/14/2015 11:51:00 PM	5.4	45.4
12/14/2015 11:52:00 PM	4.4	40.0
12/14/2015 11:53:00 PM	4.6	40.0
12/14/2015 11:54:00 PM	4.7	42.3
12/14/2015 11:55:00 PM	5.2	43.2
12/14/2015 11:56:00 PM	4.7	43.1
12/14/2015 11:57:00 PM	5.3	46.7
12/14/2015 11:58:00 PM	5.2	44.0
12/14/2015 11:59:00 PM	4.7	43.6
12/15/2015 12:00:00 AM	6.1	49.2
12/15/2015 12:01:00 AM	4.9	40.8
12/15/2015 12:02:00 AM	4.3	41.7
12/15/2015 12:03:00 AM	4.6	41.2
12/15/2015 12:04:00 AM	4.8	42.6
12/15/2015 12:05:00 AM	4.5	41.3
12/15/2015 12:06:00 AM	4.1	39.7
12/15/2015 12:07:00 AM	4.1	40.9
12/15/2015 12:08:00 AM	3.9	41.6
12/15/2015 12:09:00 AM	4.8	45.2
12/15/2015 12:10:00 AM	4.9	43.7
12/15/2015 12:11:00 AM	4.6	43.9
12/15/2015 12:12:00 AM	4.5	41.1
12/15/2015 12:13:00 AM	5.2	46.7
12/15/2015 12:14:00 AM	5.1	45.4
12/15/2015 12:15:00 AM	5.3	47.0
12/15/2015 12:16:00 AM	5.4	45.6
12/15/2015 12:17:00 AM	5.4	45.7
12/15/2015 12:18:00 AM	5.6	46.6
12/15/2015 12:19:00 AM	5.7	47.7
12/15/2015 12:20:00 AM	4.6	40.9
12/15/2015 12:21:00 AM	4.5	43.1
12/15/2015 12:22:00 AM	4.0	41.7
12/15/2015 12:23:00 AM	4.7	42.7
12/15/2015 12:24:00 AM	4.6	46.2
12/15/2015 12:25:00 AM	4.8	41.8
12/15/2015 12:26:00 AM	4.3	42.6
12/15/2015 12:27:00 AM	5.0	45.9
12/15/2015 12:28:00 AM	5.2	45.5
12/15/2015 12:29:00 AM	4.1	40.0
12/15/2015 12:30:00 AM	4.7	42.7
12/15/2015 12:31:00 AM	5.0	43.1
12/15/2015 12:32:00 AM	5.0	46.9
12/15/2015 12:33:00 AM	5.3	45.5
12/15/2015 12:34:00 AM	4.5	44.1
12/15/2015 12:35:00 AM	5.2	46.9
12/15/2015 12:36:00 AM	4.7	41.7
12/15/2015 12:37:00 AM	5.0	43.5
12/15/2015 12:38:00 AM	6.7	52.2
12/15/2015 12:39:00 AM	5.8	47.7
12/15/2015 12:40:00 AM	5.5	45.9
12/15/2015 12:41:00 AM	5.4	47.4
12/15/2015 12:42:00 AM	6.8	52.8
12/15/2015 12:43:00 AM	6.6	52.1
12/15/2015 12:44:00 AM	6.8	52.0

12/15/2015 12:45:00 AM	6.0	50.7
12/15/2015 12:46:00 AM	6.3	50.2
12/15/2015 12:48:00 AM	7.3	52.8
12/15/2015 12:49:00 AM	6.2	50.5
12/15/2015 12:50:00 AM	6.6	51.0
12/15/2015 12:51:00 AM	6.9	53.4
12/15/2015 12:52:00 AM	6.3	51.4
12/15/2015 12:54:00 AM	5.8	48.8
12/15/2015 12:55:00 AM	6.7	51.3
12/15/2015 12:56:00 AM	6.3	50.9
12/15/2015 12:57:00 AM	6.0	46.6
12/15/2015 12:59:00 AM	6.9	53.5
12/15/2015 1:00:00 AM	6.4	51.6
12/15/2015 1:01:00 AM	6.8	52.2
12/15/2015 1:02:00 AM	6.3	50.5
12/15/2015 1:03:00 AM	6.3	51.4
12/15/2015 1:05:00 AM	6.9	52.0
12/15/2015 1:06:00 AM	6.8	53.1
12/15/2015 1:07:00 AM	5.6	46.0
12/15/2015 1:08:00 AM	5.4	45.7
12/15/2015 1:09:00 AM	5.8	51.7
12/15/2015 1:10:00 AM	6.2	48.3
12/15/2015 1:11:00 AM	5.3	44.0
12/15/2015 1:12:00 AM	5.7	45.7
12/15/2015 1:13:00 AM	5.4	47.6
12/15/2015 1:14:00 AM	5.3	48.8
12/15/2015 1:15:00 AM	6.3	52.8
12/15/2015 1:16:00 AM	6.1	48.1
12/15/2015 1:17:00 AM	4.8	43.8
12/15/2015 1:18:00 AM	5.0	44.2
12/15/2015 1:19:00 AM	5.5	47.5
12/15/2015 1:20:00 AM	5.6	47.5
12/15/2015 1:21:00 AM	5.4	46.5
12/15/2015 1:22:00 AM	5.6	46.8
12/15/2015 1:23:00 AM	5.5	47.0
12/15/2015 1:24:00 AM	5.8	48.1
12/15/2015 1:25:00 AM	6.4	51.8
12/15/2015 1:26:00 AM	5.6	47.5
12/15/2015 1:27:00 AM	5.7	48.5
12/15/2015 1:28:00 AM	6.6	52.2
12/15/2015 1:29:00 AM	6.8	52.0
12/15/2015 1:30:00 AM	6.6	51.1
12/15/2015 1:31:00 AM	6.6	51.6
12/15/2015 1:33:00 AM	6.6	52.6
12/15/2015 1:34:00 AM	6.1	52.3
12/15/2015 1:35:00 AM	6.3	49.9
12/15/2015 1:36:00 AM	5.4	48.0
12/15/2015 1:37:00 AM	5.8	50.7
12/15/2015 1:38:00 AM	6.6	51.8
12/15/2015 1:39:00 AM	5.8	50.7
12/15/2015 1:40:00 AM	6.3	49.5
12/15/2015 1:41:00 AM	6.3	50.7
12/15/2015 1:42:00 AM	5.5	45.0
12/15/2015 1:43:00 AM	4.8	42.6
12/15/2015 1:44:00 AM	5.0	43.4

12/15/2015 1:45:00 AM	4.9	42.1
12/15/2015 1:46:00 AM	5.0	44.4
12/15/2015 1:47:00 AM	6.2	51.0
12/15/2015 1:48:00 AM	5.0	46.5
12/15/2015 1:49:00 AM	5.4	47.4
12/15/2015 1:50:00 AM	5.9	52.3
12/15/2015 1:51:00 AM	6.5	50.6
12/15/2015 1:52:00 AM	6.1	48.5
12/15/2015 1:53:00 AM	6.1	52.3
12/15/2015 1:54:00 AM	7.0	52.2
12/15/2015 1:55:00 AM	6.4	50.5
12/15/2015 1:56:00 AM	6.4	50.7
12/15/2015 1:57:00 AM	6.8	52.6
12/15/2015 1:58:00 AM	6.8	52.4
12/15/2015 1:59:00 AM	6.4	50.9
12/15/2015 2:00:00 AM	5.6	47.4
12/15/2015 2:01:00 AM	6.1	51.8
12/15/2015 2:03:00 AM	6.6	51.2
12/15/2015 2:04:00 AM	6.5	50.9
12/15/2015 2:06:00 AM	6.3	48.8
12/15/2015 2:07:00 AM	5.8	46.5
12/15/2015 2:08:00 AM	5.5	50.3
12/15/2015 2:10:00 AM	6.1	49.9
12/15/2015 2:13:00 AM	6.5	51.1
12/15/2015 2:14:00 AM	7.3	54.1
12/15/2015 2:15:00 AM	6.7	51.5
12/15/2015 2:20:00 AM	6.0	49.5
12/15/2015 2:21:00 AM	6.6	52.3
12/15/2015 2:22:00 AM	6.7	53.1
12/15/2015 2:23:00 AM	5.6	48.4
12/15/2015 2:24:00 AM	5.0	43.3
12/15/2015 2:25:00 AM	5.3	44.9
12/15/2015 2:26:00 AM	5.0	48.1
12/15/2015 2:27:00 AM	6.5	52.7
12/15/2015 2:29:00 AM	7.0	53.0
12/15/2015 2:30:00 AM	6.5	53.0
12/15/2015 2:32:00 AM	6.8	52.0
12/15/2015 2:33:00 AM	6.8	52.1
12/15/2015 2:37:00 AM	6.7	53.8
12/15/2015 2:38:00 AM	6.2	49.8
12/15/2015 2:39:00 AM	6.9	53.8
12/15/2015 2:40:00 AM	6.5	53.0
12/15/2015 2:41:00 AM	6.2	52.0
12/15/2015 2:42:00 AM	6.8	53.4
12/15/2015 2:43:00 AM	6.0	47.9
12/15/2015 2:44:00 AM	5.8	47.9
12/15/2015 2:45:00 AM	5.4	47.0
12/15/2015 2:46:00 AM	5.9	48.9
12/15/2015 2:47:00 AM	4.9	47.8
12/15/2015 2:48:00 AM	6.0	49.0
12/15/2015 2:49:00 AM	5.6	45.2
12/15/2015 2:50:00 AM	5.3	46.8
12/15/2015 2:51:00 AM	6.5	51.3
12/15/2015 2:52:00 AM	5.4	46.2
12/15/2015 2:53:00 AM	5.7	48.2

12/15/2015 2:54:00 AM	6.0	49.3
12/15/2015 2:56:00 AM	6.9	52.6
12/15/2015 2:57:00 AM	6.5	51.2
12/15/2015 2:58:00 AM	5.9	48.5
12/15/2015 2:59:00 AM	5.3	47.6
12/15/2015 3:00:00 AM	5.0	41.8
12/15/2015 3:01:00 AM	5.2	47.0
12/15/2015 3:02:00 AM	5.3	47.1
12/15/2015 3:03:00 AM	5.7	46.5
12/15/2015 3:05:00 AM	5.7	51.3
12/15/2015 3:06:00 AM	5.9	47.6
12/15/2015 3:07:00 AM	5.4	45.6
12/15/2015 3:08:00 AM	4.2	40.9
12/15/2015 3:09:00 AM	5.9	50.1
12/15/2015 3:10:00 AM	6.1	48.8
12/15/2015 3:11:00 AM	6.1	50.8
12/15/2015 3:12:00 AM	5.3	45.0
12/15/2015 3:13:00 AM	5.1	43.8
12/15/2015 3:14:00 AM	5.3	45.6
12/15/2015 3:15:00 AM	5.4	50.8
12/15/2015 3:17:00 AM	4.4	40.7
12/15/2015 3:18:00 AM	4.5	39.5
12/15/2015 3:19:00 AM	4.2	37.3
12/15/2015 3:20:00 AM	4.8	45.3
12/15/2015 3:21:00 AM	4.6	40.0
12/15/2015 3:22:00 AM	5.0	42.0
12/15/2015 3:23:00 AM	3.8	35.8
12/15/2015 3:24:00 AM	4.0	42.0
12/15/2015 3:25:00 AM	4.6	41.1
12/15/2015 3:26:00 AM	5.3	46.0
12/15/2015 3:27:00 AM	5.1	47.5
12/15/2015 3:28:00 AM	5.7	46.2
12/15/2015 3:29:00 AM	4.7	41.8
12/15/2015 3:30:00 AM	4.9	41.0
12/15/2015 3:31:00 AM	4.4	41.1
12/15/2015 3:32:00 AM	4.5	39.1
12/15/2015 3:33:00 AM	4.7	43.4
12/15/2015 3:34:00 AM	4.2	41.7
12/15/2015 3:35:00 AM	4.4	40.6
12/15/2015 3:36:00 AM	4.8	44.0
12/15/2015 3:37:00 AM	4.6	40.7
12/15/2015 3:38:00 AM	4.2	44.7
12/15/2015 3:40:00 AM	4.8	45.5
12/15/2015 3:41:00 AM	5.5	48.0
12/15/2015 3:42:00 AM	5.2	46.6
12/15/2015 3:43:00 AM	5.4	46.1
12/15/2015 3:44:00 AM	5.1	46.3
12/15/2015 3:45:00 AM	5.7	48.4
12/15/2015 3:46:00 AM	5.2	42.6
12/15/2015 3:47:00 AM	5.1	46.2
12/15/2015 3:48:00 AM	5.1	43.6
12/15/2015 3:49:00 AM	5.7	51.0
12/15/2015 3:50:00 AM	6.3	51.3
12/15/2015 3:51:00 AM	6.1	49.5
12/15/2015 3:52:00 AM	5.3	45.5

12/15/2015 3:53:00 AM	5.7	51.0
12/15/2015 3:54:00 AM	6.0	48.9
12/15/2015 3:55:00 AM	6.0	49.2
12/15/2015 3:56:00 AM	6.2	50.3
12/15/2015 3:57:00 AM	6.2	49.4
12/15/2015 3:58:00 AM	6.1	50.8
12/15/2015 3:59:00 AM	6.6	49.9
12/15/2015 4:00:00 AM	5.9	50.0
12/15/2015 4:01:00 AM	6.4	52.7
12/15/2015 4:02:00 AM	5.6	51.6
12/15/2015 4:04:00 AM	6.6	53.3
12/15/2015 4:05:00 AM	6.6	50.5
12/15/2015 4:06:00 AM	6.0	49.0
12/15/2015 4:07:00 AM	6.3	49.8
12/15/2015 4:09:00 AM	7.1	53.3
12/15/2015 4:12:00 AM	6.3	48.9
12/15/2015 4:13:00 AM	5.9	49.0
12/15/2015 4:17:00 AM	6.7	52.5
12/15/2015 4:18:00 AM	6.2	52.5
12/15/2015 4:19:00 AM	7.2	53.6
12/15/2015 4:20:00 AM	6.5	51.6
12/15/2015 4:22:00 AM	6.6	53.1
12/15/2015 4:24:00 AM	6.7	53.1
12/15/2015 4:25:00 AM	6.5	50.8
12/15/2015 4:26:00 AM	5.7	47.7
12/15/2015 4:27:00 AM	6.5	52.5
12/15/2015 4:28:00 AM	6.2	48.5
12/15/2015 4:29:00 AM	6.0	50.3
12/15/2015 4:30:00 AM	5.6	45.8
12/15/2015 4:31:00 AM	5.8	47.5
12/15/2015 4:32:00 AM	5.7	49.4
12/15/2015 4:33:00 AM	6.7	51.7
12/15/2015 4:34:00 AM	6.3	50.8
12/15/2015 4:35:00 AM	6.5	53.9
12/15/2015 4:36:00 AM	6.8	53.5
12/15/2015 4:40:00 AM	7.4	53.5
12/15/2015 4:41:00 AM	6.1	49.2
12/15/2015 4:42:00 AM	6.3	49.9
12/15/2015 4:43:00 AM	6.5	53.7
12/16/2015 10:00:00 PM	4.7	42.4
12/16/2015 10:01:00 PM	5.4	45.5
12/16/2015 10:02:00 PM	5.8	47.7
12/16/2015 10:03:00 PM	5.6	47.7
12/16/2015 10:04:00 PM	5.7	49.5
12/16/2015 10:05:00 PM	6.5	51.2
12/16/2015 10:06:00 PM	6.0	48.0
12/16/2015 10:07:00 PM	5.6	44.4
12/16/2015 10:08:00 PM	5.0	43.8
12/16/2015 10:09:00 PM	5.6	46.8
12/16/2015 10:10:00 PM	5.6	46.0
12/16/2015 10:11:00 PM	4.9	45.2
12/16/2015 10:12:00 PM	6.0	50.6
12/16/2015 10:13:00 PM	5.6	46.1
12/16/2015 10:14:00 PM	5.1	44.9
12/16/2015 10:15:00 PM	4.4	43.9

12/16/2015 10:17:00 PM	6.2	51.4
12/16/2015 10:18:00 PM	6.0	49.1
12/16/2015 10:19:00 PM	5.6	48.9
12/16/2015 10:20:00 PM	6.3	49.8
12/16/2015 10:21:00 PM	5.9	48.2
12/16/2015 10:22:00 PM	5.5	49.0
12/16/2015 10:23:00 PM	5.7	47.2
12/16/2015 10:25:00 PM	5.9	47.9
12/16/2015 10:26:00 PM	6.2	51.1
12/16/2015 10:27:00 PM	5.1	45.5
12/16/2015 10:28:00 PM	4.8	41.9
12/16/2015 10:29:00 PM	4.4	42.9
12/16/2015 10:30:00 PM	5.4	45.0
12/16/2015 10:31:00 PM	4.7	44.2
12/16/2015 10:33:00 PM	4.9	43.1
12/16/2015 10:34:00 PM	4.3	41.0
12/16/2015 10:35:00 PM	5.3	46.5
12/16/2015 10:36:00 PM	5.4	46.4
12/16/2015 10:37:00 PM	5.1	44.1
12/16/2015 10:38:00 PM	4.9	51.1
12/16/2015 10:39:00 PM	5.0	43.6
12/16/2015 10:40:00 PM	5.5	51.3
12/16/2015 10:41:00 PM	4.7	42.3
12/16/2015 10:42:00 PM	4.8	45.8
12/16/2015 10:43:00 PM	5.6	45.7
12/16/2015 10:44:00 PM	4.5	42.3
12/16/2015 10:45:00 PM	5.6	48.8
12/16/2015 10:46:00 PM	5.3	46.0
12/16/2015 10:47:00 PM	5.4	46.3
12/16/2015 10:48:00 PM	5.8	46.3
12/16/2015 10:49:00 PM	5.5	46.8
12/16/2015 10:50:00 PM	5.3	46.1
12/16/2015 10:51:00 PM	6.0	49.8
12/16/2015 10:52:00 PM	5.0	43.4
12/16/2015 10:53:00 PM	5.1	44.0
12/16/2015 10:54:00 PM	5.0	43.9
12/16/2015 10:55:00 PM	5.4	44.6
12/16/2015 10:57:00 PM	6.4	50.5
12/16/2015 10:58:00 PM	5.5	45.9
12/16/2015 10:59:00 PM	5.2	44.7
12/16/2015 11:00:00 PM	4.9	42.5
12/16/2015 11:01:00 PM	5.1	42.5
12/16/2015 11:02:00 PM	5.6	46.6
12/16/2015 11:03:00 PM	5.1	44.2
12/16/2015 11:04:00 PM	5.4	44.0
12/16/2015 11:05:00 PM	4.3	38.9
12/16/2015 11:06:00 PM	4.6	41.1
12/16/2015 11:07:00 PM	4.4	39.3
12/16/2015 11:08:00 PM	3.7	38.5
12/16/2015 11:09:00 PM	5.2	43.7
12/16/2015 11:10:00 PM	4.1	40.1
12/16/2015 11:11:00 PM	4.9	43.9
12/16/2015 11:12:00 PM	4.9	42.9
12/16/2015 11:13:00 PM	4.9	42.9
12/16/2015 11:14:00 PM	4.4	41.0

12/16/2015 11:15:00 PM	5.2	44.5
12/16/2015 11:16:00 PM	5.4	46.4
12/16/2015 11:17:00 PM	4.6	43.1
12/16/2015 11:18:00 PM	4.5	41.4
12/16/2015 11:19:00 PM	4.0	41.1
12/16/2015 11:21:00 PM	4.8	46.6
12/16/2015 11:22:00 PM	4.2	43.0
12/16/2015 11:23:00 PM	5.5	47.9
12/16/2015 11:24:00 PM	5.1	44.4
12/16/2015 11:25:00 PM	4.7	40.8
12/16/2015 11:26:00 PM	5.2	44.5
12/16/2015 11:27:00 PM	4.8	41.2
12/16/2015 11:28:00 PM	4.0	36.1
12/16/2015 11:29:00 PM	4.0	38.9
12/16/2015 11:30:00 PM	4.7	42.9
12/16/2015 11:31:00 PM	4.2	40.0
12/16/2015 11:32:00 PM	4.5	38.5
12/16/2015 11:33:00 PM	4.8	42.0
12/16/2015 11:34:00 PM	5.0	44.0
12/16/2015 11:35:00 PM	4.6	39.1
12/16/2015 11:36:00 PM	4.3	39.6
12/16/2015 11:37:00 PM	5.1	42.8
12/16/2015 11:38:00 PM	4.3	37.8
12/16/2015 11:39:00 PM	3.7	34.4
12/16/2015 11:40:00 PM	4.2	37.3
12/16/2015 11:44:00 PM	4.3	40.8
12/16/2015 11:45:00 PM	4.2	39.6
12/16/2015 11:46:00 PM	4.3	38.6
12/16/2015 11:47:00 PM	3.9	36.5
12/16/2015 11:48:00 PM	4.3	37.7
12/16/2015 11:49:00 PM	4.0	36.7
12/16/2015 11:50:00 PM	3.8	35.5
12/16/2015 11:51:00 PM	3.8	36.6
12/16/2015 11:52:00 PM	3.9	38.4
12/16/2015 11:53:00 PM	4.7	41.0
12/16/2015 11:54:00 PM	3.8	37.4
12/16/2015 11:55:00 PM	4.6	39.2
12/16/2015 11:56:00 PM	4.0	37.0
12/16/2015 11:57:00 PM	3.7	36.7
12/16/2015 11:58:00 PM	3.7	36.3
12/16/2015 11:59:00 PM	4.4	37.5
12/17/2015 12:00:00 AM	3.6	35.6
12/17/2015 12:01:00 AM	3.7	35.8
12/17/2015 12:02:00 AM	4.5	40.0
12/17/2015 12:03:00 AM	4.1	40.8
12/17/2015 12:05:00 AM	3.7	37.4
12/17/2015 12:06:00 AM	5.2	42.7
12/17/2015 12:07:00 AM	4.2	38.5
12/17/2015 12:08:00 AM	4.1	37.6
12/17/2015 12:09:00 AM	4.0	36.7
12/17/2015 12:10:00 AM	3.9	38.5
12/17/2015 12:11:00 AM	3.7	36.0
12/17/2015 12:20:00 AM	3.7	35.2
12/17/2015 12:24:00 AM	3.5	32.8
12/17/2015 12:27:00 AM	4.0	36.5

12/17/2015 12:28:00 AM	3.7	35.2
12/17/2015 12:36:00 AM	3.9	35.0
12/17/2015 12:37:00 AM	3.9	34.8
12/17/2015 12:39:00 AM	3.8	33.9
12/17/2015 12:44:00 AM	3.5	33.7
12/17/2015 1:01:00 AM	3.8	35.3
12/17/2015 1:02:00 AM	3.6	33.9
12/17/2015 1:04:00 AM	3.6	33.0
12/17/2015 1:21:00 AM	4.0	36.8
12/17/2015 1:22:00 AM	3.5	34.5
12/17/2015 1:24:00 AM	3.6	34.5
12/17/2015 1:25:00 AM	3.5	33.7
12/17/2015 3:52:00 AM	3.5	35.2
12/17/2015 3:57:00 AM	3.7	34.7
12/17/2015 3:58:00 AM	4.1	35.1
12/17/2015 3:59:00 AM	3.8	33.9
12/17/2015 4:00:00 AM	3.7	34.3
12/17/2015 4:01:00 AM	3.9	35.0
12/17/2015 4:02:00 AM	4.9	42.8
12/17/2015 4:03:00 AM	5.9	50.1
12/17/2015 4:04:00 AM	5.9	46.4
12/17/2015 4:05:00 AM	5.1	42.1
12/17/2015 4:06:00 AM	5.3	45.2
12/17/2015 4:07:00 AM	5.6	44.3
12/17/2015 4:08:00 AM	5.0	42.2
12/17/2015 4:09:00 AM	5.1	42.2
12/17/2015 4:10:00 AM	4.9	41.2
12/17/2015 4:11:00 AM	4.9	39.8
12/17/2015 4:12:00 AM	5.0	42.3
12/17/2015 4:13:00 AM	5.1	41.1
12/17/2015 4:14:00 AM	4.9	40.5
12/17/2015 4:15:00 AM	4.2	36.3
12/17/2015 4:16:00 AM	4.3	39.5
12/17/2015 4:17:00 AM	4.2	37.8
12/17/2015 4:18:00 AM	4.1	37.5
12/17/2015 4:19:00 AM	4.7	39.2
12/17/2015 4:20:00 AM	4.1	35.6
12/17/2015 4:21:00 AM	3.8	35.0
12/17/2015 4:23:00 AM	3.7	34.5
12/17/2015 4:24:00 AM	4.1	36.1
12/17/2015 4:25:00 AM	4.3	37.0
12/17/2015 4:26:00 AM	4.0	36.4
12/17/2015 4:27:00 AM	4.2	36.3
12/17/2015 4:28:00 AM	4.1	36.7
12/17/2015 4:29:00 AM	5.4	43.5
12/17/2015 4:30:00 AM	4.4	38.8
12/17/2015 4:31:00 AM	4.0	36.0
12/17/2015 4:32:00 AM	3.7	34.5
12/17/2015 4:33:00 AM	3.9	36.4
12/17/2015 4:34:00 AM	5.3	42.7
12/17/2015 4:35:00 AM	4.4	38.3
12/17/2015 4:36:00 AM	4.0	34.5
12/17/2015 4:37:00 AM	3.9	34.5
12/17/2015 4:38:00 AM	4.1	38.0
12/17/2015 4:39:00 AM	4.4	39.0

12/17/2015 4:40:00 AM	4.1	36.9
12/17/2015 4:41:00 AM	4.3	39.0
12/17/2015 4:42:00 AM	4.6	38.8
12/17/2015 4:43:00 AM	4.2	38.4
12/17/2015 4:44:00 AM	4.0	36.9
12/17/2015 4:46:00 AM	3.8	36.2
12/17/2015 4:47:00 AM	3.9	35.1
12/17/2015 4:48:00 AM	3.8	34.2
12/17/2015 4:50:00 AM	3.9	36.3
12/17/2015 4:51:00 AM	3.8	35.1
12/17/2015 4:52:00 AM	3.8	34.1
12/17/2015 4:55:00 AM	3.5	33.7
12/17/2015 4:56:00 AM	3.9	34.7
12/17/2015 4:57:00 AM	3.7	33.9
12/17/2015 10:00:00 PM	5.3	45.1
12/17/2015 10:01:00 PM	5.1	44.7
12/17/2015 10:02:00 PM	6.3	51.8
12/17/2015 10:03:00 PM	5.6	47.7
12/17/2015 10:04:00 PM	5.3	46.2
12/17/2015 10:05:00 PM	5.4	47.3
12/17/2015 10:06:00 PM	4.8	43.8
12/17/2015 10:07:00 PM	4.5	42.0
12/17/2015 10:08:00 PM	5.4	47.2
12/17/2015 10:09:00 PM	4.9	42.6
12/17/2015 10:10:00 PM	4.8	45.4
12/17/2015 10:11:00 PM	4.9	45.5
12/17/2015 10:13:00 PM	7.0	53.1
12/17/2015 10:14:00 PM	6.4	50.7
12/17/2015 10:15:00 PM	5.9	48.3
12/17/2015 10:16:00 PM	6.2	50.1
12/17/2015 10:17:00 PM	6.6	52.7
12/17/2015 10:18:00 PM	6.2	50.5
12/17/2015 10:19:00 PM	6.5	50.3
12/17/2015 10:20:00 PM	5.7	48.0
12/17/2015 10:21:00 PM	5.2	44.1
12/17/2015 10:22:00 PM	5.1	45.2
12/17/2015 10:23:00 PM	5.8	51.9
12/17/2015 10:24:00 PM	5.1	44.9
12/17/2015 10:25:00 PM	5.2	45.0
12/17/2015 10:26:00 PM	5.7	46.2
12/17/2015 10:27:00 PM	5.5	48.3
12/17/2015 10:28:00 PM	6.1	49.2
12/17/2015 10:29:00 PM	4.9	43.6
12/17/2015 10:30:00 PM	5.5	48.1
12/17/2015 10:31:00 PM	5.4	47.0
12/17/2015 10:32:00 PM	5.3	44.5
12/17/2015 10:33:00 PM	4.6	43.7
12/17/2015 10:34:00 PM	5.8	49.3
12/17/2015 10:35:00 PM	6.4	50.4
12/17/2015 10:36:00 PM	5.9	47.4
12/17/2015 10:37:00 PM	5.5	46.3
12/17/2015 10:38:00 PM	5.1	47.1
12/17/2015 10:39:00 PM	5.3	45.8
12/17/2015 10:40:00 PM	5.5	49.6
12/17/2015 10:41:00 PM	5.8	48.3

12/17/2015 10:42:00 PM	6.0	47.6
12/17/2015 10:43:00 PM	5.7	48.5
12/17/2015 10:44:00 PM	6.0	50.4
12/17/2015 10:45:00 PM	5.0	45.2
12/17/2015 10:46:00 PM	6.3	50.3
12/17/2015 10:47:00 PM	5.8	48.1
12/17/2015 10:48:00 PM	5.7	48.2
12/17/2015 10:49:00 PM	4.9	44.6
12/17/2015 10:50:00 PM	4.5	40.6
12/17/2015 10:51:00 PM	4.4	42.5
12/17/2015 10:52:00 PM	4.7	42.8
12/17/2015 10:53:00 PM	5.1	46.3
12/17/2015 10:54:00 PM	5.1	44.0
12/17/2015 10:55:00 PM	4.6	41.7
12/17/2015 10:56:00 PM	4.7	43.0
12/17/2015 10:57:00 PM	5.0	44.6
12/17/2015 10:58:00 PM	4.6	41.5
12/17/2015 10:59:00 PM	4.3	39.5
12/17/2015 11:00:00 PM	4.2	38.0
12/17/2015 11:03:00 PM	6.5	53.3
12/17/2015 11:04:00 PM	6.9	52.6
12/17/2015 11:05:00 PM	5.6	46.4
12/17/2015 11:06:00 PM	6.3	49.2
12/17/2015 11:07:00 PM	5.1	44.1
12/17/2015 11:08:00 PM	5.1	44.7
12/17/2015 11:09:00 PM	5.2	45.3
12/17/2015 11:10:00 PM	5.8	48.9
12/17/2015 11:11:00 PM	5.5	48.8
12/17/2015 11:13:00 PM	5.8	47.6
12/17/2015 11:14:00 PM	5.2	45.7
12/17/2015 11:15:00 PM	6.0	49.8
12/17/2015 11:16:00 PM	4.8	43.5
12/17/2015 11:17:00 PM	5.0	42.7
12/17/2015 11:18:00 PM	4.4	41.5
12/17/2015 11:19:00 PM	4.3	39.4
12/17/2015 11:20:00 PM	4.5	43.2
12/17/2015 11:21:00 PM	4.2	40.0
12/17/2015 11:22:00 PM	4.1	38.5
12/17/2015 11:23:00 PM	4.4	42.0
12/17/2015 11:24:00 PM	4.5	40.0
12/17/2015 11:25:00 PM	5.3	44.7
12/17/2015 11:26:00 PM	5.4	44.7
12/17/2015 11:27:00 PM	4.9	42.0
12/17/2015 11:28:00 PM	4.3	39.8
12/17/2015 11:29:00 PM	3.5	36.2
12/17/2015 11:30:00 PM	3.9	37.7
12/17/2015 11:31:00 PM	4.3	38.8
12/17/2015 11:32:00 PM	4.3	40.4
12/17/2015 11:33:00 PM	4.6	43.4
12/17/2015 11:34:00 PM	4.3	44.3
12/17/2015 11:35:00 PM	4.8	42.5
12/17/2015 11:36:00 PM	4.5	42.5
12/17/2015 11:37:00 PM	5.1	45.4
12/17/2015 11:38:00 PM	6.0	49.8
12/17/2015 11:39:00 PM	5.8	47.9

12/17/2015 11:40:00 PM	5.0	43.7
12/17/2015 11:41:00 PM	4.7	42.5
12/17/2015 11:42:00 PM	4.2	40.7
12/17/2015 11:43:00 PM	4.1	39.8
12/17/2015 11:44:00 PM	5.5	51.8
12/17/2015 11:45:00 PM	5.7	47.6
12/17/2015 11:46:00 PM	4.8	46.3
12/17/2015 11:47:00 PM	5.7	47.3
12/17/2015 11:48:00 PM	5.0	45.3
12/17/2015 11:49:00 PM	5.0	46.1
12/17/2015 11:50:00 PM	4.6	42.5
12/17/2015 11:51:00 PM	4.3	42.1
12/17/2015 11:52:00 PM	3.9	38.3
12/17/2015 11:53:00 PM	4.8	42.7
12/17/2015 11:54:00 PM	4.9	43.3
12/17/2015 11:55:00 PM	5.0	44.9
12/17/2015 11:56:00 PM	4.2	40.2
12/17/2015 11:57:00 PM	4.4	43.8
12/17/2015 11:58:00 PM	5.6	48.1
12/17/2015 11:59:00 PM	5.3	45.5
12/18/2015 12:00:00 AM	5.3	45.8
12/18/2015 12:01:00 AM	5.3	47.2
12/18/2015 12:02:00 AM	5.4	47.0
12/18/2015 12:03:00 AM	6.0	50.7
12/18/2015 12:04:00 AM	5.7	49.0
12/18/2015 12:05:00 AM	5.7	49.9
12/18/2015 12:06:00 AM	5.8	48.2
12/18/2015 12:07:00 AM	5.1	45.0
12/18/2015 12:08:00 AM	5.4	47.8
12/18/2015 12:09:00 AM	5.8	50.3
12/18/2015 12:10:00 AM	5.4	48.4
12/18/2015 12:11:00 AM	5.2	46.1
12/18/2015 12:12:00 AM	6.1	48.8
12/18/2015 12:13:00 AM	4.8	42.7
12/18/2015 12:14:00 AM	5.0	45.2
12/18/2015 12:15:00 AM	5.3	46.0
12/18/2015 12:16:00 AM	5.2	45.3
12/18/2015 12:17:00 AM	4.8	43.9
12/18/2015 12:18:00 AM	5.6	47.7
12/18/2015 12:19:00 AM	4.7	43.0
12/18/2015 12:20:00 AM	4.5	45.7
12/18/2015 12:21:00 AM	4.9	44.4
12/18/2015 12:22:00 AM	5.1	45.7
12/18/2015 12:23:00 AM	4.7	42.5
12/18/2015 12:24:00 AM	4.8	46.3
12/18/2015 12:25:00 AM	5.5	45.4
12/18/2015 12:26:00 AM	4.6	43.9
12/18/2015 12:27:00 AM	4.7	42.2
12/18/2015 12:28:00 AM	3.6	38.5
12/18/2015 12:29:00 AM	4.1	39.7
12/18/2015 12:30:00 AM	4.3	41.8
12/18/2015 12:31:00 AM	3.8	38.1
12/18/2015 12:32:00 AM	3.5	37.4
12/18/2015 12:33:00 AM	3.9	38.5
12/18/2015 12:34:00 AM	3.8	38.8

12/18/2015 12:35:00 AM	4.3	41.0
12/18/2015 12:36:00 AM	4.6	43.8
12/18/2015 12:37:00 AM	4.5	43.5
12/18/2015 12:38:00 AM	4.7	43.0
12/18/2015 12:39:00 AM	5.0	45.5
12/18/2015 12:40:00 AM	5.0	45.4
12/18/2015 12:41:00 AM	5.3	46.7
12/18/2015 12:42:00 AM	5.3	47.2
12/18/2015 12:43:00 AM	6.7	52.6
12/18/2015 12:44:00 AM	6.1	50.5
12/18/2015 12:45:00 AM	5.4	46.8
12/18/2015 12:46:00 AM	5.4	46.9
12/18/2015 12:47:00 AM	4.4	40.9
12/18/2015 12:48:00 AM	4.6	44.3
12/18/2015 12:49:00 AM	5.4	47.2
12/18/2015 12:50:00 AM	6.0	48.7
12/18/2015 12:51:00 AM	5.9	48.7
12/18/2015 12:52:00 AM	5.0	44.5
12/18/2015 12:53:00 AM	5.3	46.1
12/18/2015 12:54:00 AM	5.5	47.3
12/18/2015 12:55:00 AM	5.4	46.6
12/18/2015 12:56:00 AM	4.6	41.1
12/18/2015 12:57:00 AM	3.7	37.6
12/18/2015 12:58:00 AM	4.5	43.0
12/18/2015 12:59:00 AM	5.3	45.6
12/18/2015 1:00:00 AM	5.1	42.9
12/18/2015 1:01:00 AM	4.4	39.5
12/18/2015 1:02:00 AM	3.9	37.5
12/18/2015 1:03:00 AM	4.0	38.5
12/18/2015 1:04:00 AM	5.0	45.0
12/18/2015 1:05:00 AM	5.8	46.4
12/18/2015 1:06:00 AM	5.2	43.7
12/18/2015 1:07:00 AM	4.5	45.8
12/18/2015 1:08:00 AM	6.1	49.5
12/18/2015 1:09:00 AM	5.5	47.5
12/18/2015 1:10:00 AM	4.6	41.3
12/18/2015 1:11:00 AM	5.0	44.5
12/18/2015 1:12:00 AM	4.7	42.1
12/18/2015 1:13:00 AM	4.2	41.8
12/18/2015 1:14:00 AM	5.0	44.5
12/18/2015 1:15:00 AM	5.8	50.1
12/18/2015 1:16:00 AM	6.0	49.3
12/18/2015 1:18:00 AM	5.2	45.8
12/18/2015 1:19:00 AM	5.2	47.2
12/18/2015 1:20:00 AM	6.4	49.7
12/18/2015 1:21:00 AM	5.8	45.5
12/18/2015 1:22:00 AM	5.3	45.2
12/18/2015 1:23:00 AM	4.7	43.1
12/18/2015 1:25:00 AM	4.8	43.4
12/18/2015 1:26:00 AM	5.3	43.9
12/18/2015 1:27:00 AM	5.7	47.2
12/18/2015 1:28:00 AM	5.5	43.7
12/18/2015 1:29:00 AM	4.3	39.5
12/18/2015 1:30:00 AM	5.2	43.2
12/18/2015 1:31:00 AM	5.0	42.9

12/18/2015 1:32:00 AM	4.5	39.9
12/18/2015 1:33:00 AM	4.1	38.1
12/18/2015 1:34:00 AM	5.0	45.8
12/18/2015 1:35:00 AM	5.2	46.2
12/18/2015 1:36:00 AM	5.5	46.1
12/18/2015 1:37:00 AM	5.0	43.2
12/18/2015 1:38:00 AM	4.7	43.1
12/18/2015 1:39:00 AM	5.3	44.9
12/18/2015 1:40:00 AM	4.7	41.8
12/18/2015 1:41:00 AM	4.9	45.3
12/18/2015 1:42:00 AM	5.5	45.5
12/18/2015 1:43:00 AM	5.2	44.0
12/18/2015 1:44:00 AM	4.3	38.8
12/18/2015 1:45:00 AM	5.2	46.9
12/18/2015 1:46:00 AM	5.5	46.3
12/18/2015 1:47:00 AM	5.0	43.9
12/18/2015 1:48:00 AM	4.3	39.8
12/18/2015 1:49:00 AM	4.1	39.3
12/18/2015 1:50:00 AM	4.3	40.9
12/18/2015 1:51:00 AM	5.1	45.8
12/18/2015 1:52:00 AM	5.3	46.7
12/18/2015 1:53:00 AM	6.6	52.0
12/18/2015 1:54:00 AM	6.5	51.3
12/18/2015 1:55:00 AM	5.9	49.2
12/18/2015 1:56:00 AM	6.3	51.9
12/18/2015 1:57:00 AM	6.6	49.9
12/18/2015 1:58:00 AM	6.1	49.4
12/18/2015 1:59:00 AM	4.9	41.3
12/18/2015 2:00:00 AM	4.7	42.2
12/18/2015 2:01:00 AM	5.0	44.4
12/18/2015 2:02:00 AM	4.9	43.9
12/18/2015 2:03:00 AM	5.1	42.8
12/18/2015 2:04:00 AM	5.9	51.2
12/18/2015 2:05:00 AM	5.1	44.2
12/18/2015 2:06:00 AM	4.9	43.2
12/18/2015 2:07:00 AM	4.5	40.8
12/18/2015 2:08:00 AM	4.5	42.5
12/18/2015 2:09:00 AM	4.2	40.7
12/18/2015 2:10:00 AM	4.9	43.7
12/18/2015 2:11:00 AM	4.5	41.8
12/18/2015 2:12:00 AM	4.3	40.5
12/18/2015 2:13:00 AM	3.7	36.6
12/18/2015 2:14:00 AM	3.5	36.4
12/18/2015 2:15:00 AM	3.7	36.7
12/18/2015 2:16:00 AM	3.6	38.0
12/18/2015 2:17:00 AM	3.6	36.3
12/18/2015 2:19:00 AM	3.9	42.0
12/18/2015 2:20:00 AM	4.9	42.6
12/18/2015 2:21:00 AM	4.8	43.8
12/18/2015 2:22:00 AM	4.8	45.6
12/18/2015 2:23:00 AM	5.0	45.4
12/18/2015 2:24:00 AM	4.0	38.9
12/18/2015 2:25:00 AM	5.0	46.0
12/18/2015 2:26:00 AM	4.9	44.5
12/18/2015 2:27:00 AM	5.6	47.9

12/18/2015 2:28:00 AM	4.8	43.7
12/18/2015 2:29:00 AM	4.2	39.3
12/18/2015 2:30:00 AM	4.2	40.0
12/18/2015 2:31:00 AM	3.8	37.9
12/18/2015 2:32:00 AM	3.7	38.3
12/18/2015 2:33:00 AM	4.5	41.1
12/18/2015 2:34:00 AM	4.2	41.2
12/18/2015 2:35:00 AM	5.0	43.5
12/18/2015 2:36:00 AM	4.9	46.4
12/18/2015 2:37:00 AM	5.5	46.5
12/18/2015 2:38:00 AM	5.9	48.3
12/18/2015 2:39:00 AM	4.7	42.4
12/18/2015 2:40:00 AM	4.9	46.6
12/18/2015 2:41:00 AM	6.1	50.5
12/18/2015 2:42:00 AM	6.6	51.9
12/18/2015 2:43:00 AM	6.5	51.9
12/18/2015 2:44:00 AM	5.9	49.1
12/18/2015 2:45:00 AM	5.9	47.5
12/18/2015 2:46:00 AM	5.0	43.2
12/18/2015 2:47:00 AM	4.8	42.5
12/18/2015 2:48:00 AM	5.1	45.0
12/18/2015 2:49:00 AM	5.1	44.6
12/18/2015 2:50:00 AM	5.4	44.5
12/18/2015 2:51:00 AM	5.5	48.0
12/18/2015 2:52:00 AM	5.1	43.5
12/18/2015 2:53:00 AM	4.8	42.7
12/18/2015 2:54:00 AM	3.9	37.9
12/18/2015 2:56:00 AM	3.8	40.8
12/18/2015 2:57:00 AM	5.0	43.9
12/18/2015 2:58:00 AM	4.6	42.3
12/18/2015 2:59:00 AM	5.5	48.0
12/18/2015 3:00:00 AM	5.1	46.7
12/18/2015 3:01:00 AM	5.4	47.0
12/18/2015 3:02:00 AM	4.5	42.6
12/18/2015 3:03:00 AM	4.1	38.7
12/18/2015 3:04:00 AM	4.0	39.0
12/18/2015 3:05:00 AM	4.2	40.0
12/18/2015 3:06:00 AM	4.7	42.3
12/18/2015 3:07:00 AM	4.5	41.0
12/18/2015 3:08:00 AM	4.4	42.1
12/18/2015 3:09:00 AM	5.6	45.6
12/18/2015 3:10:00 AM	4.7	41.5
12/18/2015 3:11:00 AM	4.7	42.8
12/18/2015 3:12:00 AM	4.5	41.2
12/18/2015 3:13:00 AM	3.7	37.9
12/18/2015 3:14:00 AM	4.5	43.5
12/18/2015 3:15:00 AM	6.1	50.0
12/18/2015 3:16:00 AM	7.2	52.9
12/18/2015 3:17:00 AM	6.9	52.1
12/18/2015 3:18:00 AM	6.3	50.8
12/18/2015 3:20:00 AM	6.8	52.9
12/18/2015 3:21:00 AM	6.6	52.8
12/18/2015 3:22:00 AM	6.2	50.9
12/18/2015 3:23:00 AM	5.5	46.9
12/18/2015 3:24:00 AM	5.9	49.1

12/18/2015 3:25:00 AM	6.1	50.8
12/18/2015 3:26:00 AM	5.9	48.1
12/18/2015 3:27:00 AM	6.5	52.6
12/18/2015 3:28:00 AM	6.2	49.7
12/18/2015 3:29:00 AM	6.0	50.2
12/18/2015 3:30:00 AM	6.1	47.4
12/18/2015 3:31:00 AM	6.0	49.8
12/18/2015 3:32:00 AM	6.6	51.5
12/18/2015 3:33:00 AM	5.5	45.4
12/18/2015 3:34:00 AM	4.5	42.6
12/18/2015 3:35:00 AM	4.8	45.0
12/18/2015 3:36:00 AM	5.7	47.6
12/18/2015 3:37:00 AM	5.2	44.5
12/18/2015 3:38:00 AM	5.0	43.9
12/18/2015 3:39:00 AM	6.0	48.3
12/18/2015 3:40:00 AM	5.9	48.6
12/18/2015 3:41:00 AM	5.2	44.0
12/18/2015 3:42:00 AM	5.0	43.7
12/18/2015 3:43:00 AM	4.5	42.7
12/18/2015 3:44:00 AM	4.9	43.6
12/18/2015 3:45:00 AM	4.7	42.7
12/18/2015 3:46:00 AM	5.1	44.0
12/18/2015 3:47:00 AM	5.2	43.7
12/18/2015 3:48:00 AM	4.6	43.8
12/18/2015 3:49:00 AM	5.5	47.9
12/18/2015 3:50:00 AM	4.6	43.0
12/18/2015 3:51:00 AM	5.0	48.3
12/18/2015 3:52:00 AM	5.8	47.3
12/18/2015 3:53:00 AM	5.8	47.8
12/18/2015 3:54:00 AM	5.4	44.3
12/18/2015 3:55:00 AM	5.6	47.1
12/18/2015 3:56:00 AM	4.9	44.8
12/18/2015 3:57:00 AM	4.9	43.9
12/18/2015 3:58:00 AM	5.9	48.1
12/18/2015 3:59:00 AM	5.7	46.8
12/18/2015 4:00:00 AM	5.0	44.6
12/18/2015 4:02:00 AM	6.3	51.8
12/18/2015 4:03:00 AM	6.0	46.6
12/18/2015 4:04:00 AM	6.2	50.1
12/18/2015 4:05:00 AM	4.8	43.3
12/18/2015 4:06:00 AM	5.6	47.8
12/18/2015 4:07:00 AM	5.4	46.3
12/18/2015 4:08:00 AM	5.8	46.7
12/18/2015 4:09:00 AM	5.2	44.5
12/18/2015 4:10:00 AM	5.4	46.7
12/18/2015 4:11:00 AM	4.7	52.5
12/18/2015 4:12:00 AM	4.4	41.4
12/18/2015 4:13:00 AM	4.5	40.8
12/18/2015 4:14:00 AM	4.2	40.0
12/18/2015 4:15:00 AM	3.9	38.2
12/18/2015 4:16:00 AM	4.3	40.5
12/18/2015 4:17:00 AM	4.0	39.2
12/18/2015 4:18:00 AM	4.0	37.8
12/18/2015 4:19:00 AM	4.1	39.2
12/18/2015 4:20:00 AM	3.6	37.9

12/18/2015 4:21:00 AM	4.6	40.6
12/18/2015 4:22:00 AM	4.2	39.2
12/18/2015 4:23:00 AM	5.2	43.7
12/18/2015 4:24:00 AM	4.9	44.1
12/18/2015 4:25:00 AM	5.2	45.0
12/18/2015 4:26:00 AM	4.4	39.2
12/18/2015 4:27:00 AM	4.4	42.3
12/18/2015 4:28:00 AM	4.9	43.0
12/18/2015 4:29:00 AM	4.8	41.3
12/18/2015 4:30:00 AM	4.3	41.3
12/18/2015 4:31:00 AM	5.0	44.2
12/18/2015 4:32:00 AM	4.3	40.4
12/18/2015 4:33:00 AM	4.4	41.3
12/18/2015 4:34:00 AM	4.0	38.0
12/18/2015 4:35:00 AM	3.8	37.7
12/18/2015 4:36:00 AM	3.8	36.4
12/18/2015 4:37:00 AM	4.0	39.1
12/18/2015 4:38:00 AM	4.1	39.9
12/18/2015 4:39:00 AM	3.9	39.7
12/18/2015 4:40:00 AM	3.9	38.2
12/18/2015 4:41:00 AM	3.6	37.0
12/18/2015 4:42:00 AM	4.2	39.8
12/18/2015 4:43:00 AM	4.2	37.6
12/18/2015 4:44:00 AM	3.8	40.4
12/18/2015 4:45:00 AM	4.0	38.8
12/18/2015 4:46:00 AM	4.5	41.0
12/18/2015 4:47:00 AM	3.7	37.5
12/18/2015 4:48:00 AM	3.6	35.0
12/18/2015 4:49:00 AM	3.9	38.6
12/18/2015 4:51:00 AM	4.7	43.5
12/18/2015 4:52:00 AM	4.4	40.8
12/18/2015 4:53:00 AM	4.1	39.9
12/18/2015 4:54:00 AM	3.5	36.9
12/18/2015 4:55:00 AM	3.9	38.7
12/18/2015 4:56:00 AM	4.0	37.6
12/18/2015 4:57:00 AM	3.6	36.8
12/18/2015 4:58:00 AM	4.0	37.8
12/18/2015 4:59:00 AM	3.9	37.6

Table 2 - Valid Total 1-mintue Sound Data - Monitor B
Jericho Wind Farm Fall Audit, 1501440

Day and Time of Measurement [1]	Average Wind Speed (1 Minute Average)	Measured Leq (dBA)
10/10/2015 10:01:00 PM	3.5	48.8
10/10/2015 10:05:00 PM	3.9	47.4
10/10/2015 10:09:00 PM	3.6	45.5
10/10/2015 10:10:00 PM	3.8	47.1
10/10/2015 10:14:00 PM	3.6	46.8
10/10/2015 10:17:00 PM	3.7	47.5
10/10/2015 10:25:00 PM	3.6	46.9
10/10/2015 11:06:00 PM	3.6	48.7
10/10/2015 11:10:00 PM	3.5	47.7
10/11/2015 12:04:00 AM	3.9	46.8
10/11/2015 12:13:00 AM	3.7	47.1
10/11/2015 12:14:00 AM	3.5	46.5
10/11/2015 12:19:00 AM	3.6	47.1
10/11/2015 12:23:00 AM	3.6	47.7
10/11/2015 1:05:00 AM	3.6	45.3
10/11/2015 1:07:00 AM	3.7	47.0
10/13/2015 2:26:00 AM	3.8	48.1
10/13/2015 2:27:00 AM	3.5	45.9
10/13/2015 2:28:00 AM	3.9	47.5
10/13/2015 2:29:00 AM	4.1	48.2
10/13/2015 2:42:00 AM	3.6	46.6
10/13/2015 2:44:00 AM	4.3	48.1
10/13/2015 2:45:00 AM	3.8	47.7
10/13/2015 2:54:00 AM	4.5	50.5
10/13/2015 2:55:00 AM	4.2	49.3
10/13/2015 2:56:00 AM	3.9	47.1
10/13/2015 2:58:00 AM	4.2	48.3
10/13/2015 2:59:00 AM	4.8	50.7
10/13/2015 3:00:00 AM	3.6	48.3
10/13/2015 3:01:00 AM	3.8	49.5
10/13/2015 3:03:00 AM	4.5	49.9
10/13/2015 3:04:00 AM	4.1	50.5
10/13/2015 3:05:00 AM	4.7	50.3
10/13/2015 3:07:00 AM	3.9	47.7
10/13/2015 3:08:00 AM	4.0	49.5
10/13/2015 3:14:00 AM	4.4	50.3
10/13/2015 3:16:00 AM	3.6	46.3
10/13/2015 3:17:00 AM	3.7	47.2
10/13/2015 3:18:00 AM	4.2	48.9
10/13/2015 10:55:00 PM	5.3	49.8
10/13/2015 11:03:00 PM	4.1	50.1
10/13/2015 11:24:00 PM	4.7	50.9
10/14/2015 1:29:00 AM	4.4	44.9
10/14/2015 1:32:00 AM	5.1	46.3
10/14/2015 1:33:00 AM	5.5	50.1
10/14/2015 1:34:00 AM	7.0	52.8
10/14/2015 1:35:00 AM	6.1	50.2
10/14/2015 1:36:00 AM	6.2	48.7
10/14/2015 1:37:00 AM	5.9	48.8

10/14/2015 1:38:00 AM	4.1	45.2
10/14/2015 1:39:00 AM	4.9	47.3
10/14/2015 1:41:00 AM	3.6	43.8
10/14/2015 1:42:00 AM	5.0	47.5
10/14/2015 1:43:00 AM	4.8	45.7
10/14/2015 1:44:00 AM	3.9	44.2
10/14/2015 1:45:00 AM	3.9	43.0
10/14/2015 1:46:00 AM	3.7	43.0
10/14/2015 1:47:00 AM	4.9	46.7
10/14/2015 1:48:00 AM	5.1	46.3
10/14/2015 1:49:00 AM	4.9	47.4
10/14/2015 1:50:00 AM	4.4	46.6
10/14/2015 1:51:00 AM	5.1	48.3
10/14/2015 1:53:00 AM	5.6	50.3
10/14/2015 1:54:00 AM	6.0	49.9
10/14/2015 1:56:00 AM	5.6	49.1
10/14/2015 1:57:00 AM	4.5	45.0
10/14/2015 1:58:00 AM	4.1	43.3
10/14/2015 1:59:00 AM	3.7	43.6
10/14/2015 2:01:00 AM	5.8	48.9
10/14/2015 2:03:00 AM	4.8	46.0
10/14/2015 2:05:00 AM	4.7	47.7
10/14/2015 2:06:00 AM	4.6	46.9
10/14/2015 2:08:00 AM	5.1	47.0
10/14/2015 2:09:00 AM	4.3	44.3
10/14/2015 2:10:00 AM	3.7	47.0
10/14/2015 2:11:00 AM	4.5	46.1
10/14/2015 2:12:00 AM	4.0	42.7
10/14/2015 2:13:00 AM	3.6	42.3
10/14/2015 2:16:00 AM	4.6	45.8
10/14/2015 2:17:00 AM	3.5	42.1
10/14/2015 2:18:00 AM	4.1	43.2
10/14/2015 2:19:00 AM	3.8	43.2
10/14/2015 2:20:00 AM	4.4	45.6
10/14/2015 2:21:00 AM	4.8	46.2
10/14/2015 2:22:00 AM	4.4	44.1
10/14/2015 2:23:00 AM	4.1	45.5
10/14/2015 2:24:00 AM	4.8	45.7
10/14/2015 2:25:00 AM	5.4	47.8
10/14/2015 2:26:00 AM	4.4	43.8
10/14/2015 2:29:00 AM	4.9	48.4
10/14/2015 2:33:00 AM	4.0	43.7
10/14/2015 2:37:00 AM	4.3	43.5
10/14/2015 2:42:00 AM	4.7	47.0
10/14/2015 2:43:00 AM	4.2	46.2
10/14/2015 2:44:00 AM	4.2	46.4
10/14/2015 2:45:00 AM	4.1	46.2
10/14/2015 2:46:00 AM	4.8	47.1
10/14/2015 2:47:00 AM	4.5	50.1
10/14/2015 2:50:00 AM	5.2	49.8
10/14/2015 2:51:00 AM	5.5	49.8
10/14/2015 2:52:00 AM	4.1	45.6
10/14/2015 2:53:00 AM	4.5	48.6
10/14/2015 2:55:00 AM	5.3	50.4
10/14/2015 2:57:00 AM	5.1	49.5

10/14/2015 2:58:00 AM	4.7	47.5
10/14/2015 2:59:00 AM	4.8	47.6
10/14/2015 3:00:00 AM	5.1	48.5
10/14/2015 3:01:00 AM	4.4	47.1
10/14/2015 3:03:00 AM	5.8	51.4
10/14/2015 3:04:00 AM	5.5	50.8
10/14/2015 3:05:00 AM	4.6	48.6
10/14/2015 3:07:00 AM	5.3	48.8
10/14/2015 3:08:00 AM	5.1	51.3
10/14/2015 3:09:00 AM	4.3	45.9
10/14/2015 3:10:00 AM	4.4	47.2
10/14/2015 3:11:00 AM	5.1	49.5
10/14/2015 3:12:00 AM	5.2	50.3
10/14/2015 3:13:00 AM	4.8	49.2
10/14/2015 3:14:00 AM	4.3	47.8
10/14/2015 3:15:00 AM	5.1	47.7
10/14/2015 3:16:00 AM	4.6	49.3
10/14/2015 3:17:00 AM	4.1	45.9
10/14/2015 3:19:00 AM	4.8	48.8
10/14/2015 3:21:00 AM	3.9	45.8
10/14/2015 3:22:00 AM	3.6	44.4
10/14/2015 3:23:00 AM	5.6	51.1
10/14/2015 3:24:00 AM	4.6	48.0
10/14/2015 3:25:00 AM	4.3	46.3
10/14/2015 3:26:00 AM	4.6	45.9
10/14/2015 3:27:00 AM	4.0	45.6
10/14/2015 3:28:00 AM	4.8	47.5
10/14/2015 3:29:00 AM	3.9	44.2
10/14/2015 3:30:00 AM	4.0	43.5
10/14/2015 3:31:00 AM	3.7	42.8
10/14/2015 3:32:00 AM	3.8	45.0
10/14/2015 3:33:00 AM	3.6	42.5
10/14/2015 3:34:00 AM	3.9	43.4
10/14/2015 3:35:00 AM	4.1	46.2
10/14/2015 3:38:00 AM	3.7	43.4
10/14/2015 3:39:00 AM	3.6	43.1
10/14/2015 3:40:00 AM	4.4	44.5
10/14/2015 3:41:00 AM	4.2	45.2
10/14/2015 3:42:00 AM	4.5	45.7
10/14/2015 3:43:00 AM	4.6	47.4
10/14/2015 3:44:00 AM	3.5	42.5
10/14/2015 3:48:00 AM	3.6	43.2
10/14/2015 3:50:00 AM	3.8	45.3
10/14/2015 3:52:00 AM	4.2	47.0
10/14/2015 3:53:00 AM	5.0	48.3
10/14/2015 3:54:00 AM	3.7	47.2
10/14/2015 3:55:00 AM	4.8	49.9
10/14/2015 3:57:00 AM	4.5	47.1
10/14/2015 3:59:00 AM	4.2	46.5
10/14/2015 4:00:00 AM	5.6	51.5
10/14/2015 4:01:00 AM	4.2	45.2
10/14/2015 4:03:00 AM	3.9	44.8
10/14/2015 4:04:00 AM	4.0	47.3
10/14/2015 4:05:00 AM	4.6	47.0
10/14/2015 4:06:00 AM	5.5	50.7

10/14/2015 4:07:00 AM	5.2	48.3
10/14/2015 4:09:00 AM	5.4	50.0
10/14/2015 4:10:00 AM	4.9	49.1
10/14/2015 4:11:00 AM	4.8	47.5
10/14/2015 4:12:00 AM	4.3	45.6
10/14/2015 4:13:00 AM	5.4	49.2
10/14/2015 4:14:00 AM	5.5	48.8
10/14/2015 4:15:00 AM	4.7	48.1
10/14/2015 4:16:00 AM	4.9	48.0
10/14/2015 4:17:00 AM	5.1	49.7
10/14/2015 4:18:00 AM	4.9	47.5
10/14/2015 4:19:00 AM	4.3	46.6
10/14/2015 4:20:00 AM	5.5	50.3
10/14/2015 4:22:00 AM	5.8	50.2
10/14/2015 4:24:00 AM	3.8	44.6
10/14/2015 4:25:00 AM	4.9	48.1
10/14/2015 4:26:00 AM	4.4	47.3
10/14/2015 4:27:00 AM	5.2	48.8
10/14/2015 4:28:00 AM	4.4	46.0
10/14/2015 4:29:00 AM	4.3	46.4
10/14/2015 4:30:00 AM	4.4	48.8
10/14/2015 4:31:00 AM	5.2	49.3
10/14/2015 4:32:00 AM	3.8	46.2
10/14/2015 4:33:00 AM	5.5	52.1
10/14/2015 4:35:00 AM	5.0	48.7
10/14/2015 4:36:00 AM	4.3	47.7
10/14/2015 4:37:00 AM	5.4	51.1
10/14/2015 4:39:00 AM	5.2	49.7
10/14/2015 4:40:00 AM	3.9	45.7
10/14/2015 4:41:00 AM	4.1	46.0
10/14/2015 4:42:00 AM	4.4	46.9
10/14/2015 4:43:00 AM	4.8	46.8
10/14/2015 4:44:00 AM	5.0	51.2
10/14/2015 4:45:00 AM	5.0	47.8
10/14/2015 4:46:00 AM	3.5	44.1
10/14/2015 4:47:00 AM	3.7	43.8
10/14/2015 4:48:00 AM	3.7	44.3
10/14/2015 4:49:00 AM	4.2	45.9
10/14/2015 4:50:00 AM	4.5	47.6
10/14/2015 4:51:00 AM	4.6	46.1
10/14/2015 4:52:00 AM	4.7	45.1
10/14/2015 4:53:00 AM	3.6	41.4
10/14/2015 4:55:00 AM	3.8	44.1
10/14/2015 4:56:00 AM	4.3	46.2
10/14/2015 4:58:00 AM	4.0	45.7
10/14/2015 4:59:00 AM	3.8	42.7
10/15/2015 10:00:00 PM	4.9	50.8
10/15/2015 10:01:00 PM	4.9	49.7
10/15/2015 10:03:00 PM	5.7	52.1
10/15/2015 10:06:00 PM	4.7	48.6
10/15/2015 10:07:00 PM	4.0	47.1
10/15/2015 10:09:00 PM	5.8	52.1
10/15/2015 10:10:00 PM	4.5	48.8
10/15/2015 10:11:00 PM	5.2	48.0
10/15/2015 10:12:00 PM	3.7	45.4

10/15/2015 10:13:00 PM	3.6	46.5
10/15/2015 10:15:00 PM	3.8	43.9
10/15/2015 10:24:00 PM	3.7	46.2
10/16/2015 10:39:00 PM	5.1	50.1
10/16/2015 10:40:00 PM	3.8	47.1
10/16/2015 10:47:00 PM	4.8	51.8
10/16/2015 11:31:00 PM	4.6	51.6
10/16/2015 11:55:00 PM	4.1	49.8
10/17/2015 12:01:00 AM	6.6	53.7
10/17/2015 12:15:00 AM	4.0	46.6
10/17/2015 12:17:00 AM	4.4	45.5
10/17/2015 12:18:00 AM	3.8	45.5
10/17/2015 12:19:00 AM	3.8	46.1
10/17/2015 12:20:00 AM	4.4	47.0
10/17/2015 12:21:00 AM	3.8	45.4
10/17/2015 12:22:00 AM	3.5	47.3
10/17/2015 12:23:00 AM	5.1	50.0
10/17/2015 12:25:00 AM	5.6	48.4
10/17/2015 12:26:00 AM	4.1	47.5
10/17/2015 12:28:00 AM	5.2	50.5
10/17/2015 12:33:00 AM	5.2	50.7
10/17/2015 12:37:00 AM	4.3	46.8
10/17/2015 12:38:00 AM	4.4	49.4
10/17/2015 12:40:00 AM	5.9	52.1
10/17/2015 12:43:00 AM	4.7	48.3
10/17/2015 12:46:00 AM	5.4	51.0
10/17/2015 12:48:00 AM	5.1	51.2
10/17/2015 12:50:00 AM	4.3	47.2
10/17/2015 12:52:00 AM	4.7	48.5
10/17/2015 12:58:00 AM	5.0	49.3
10/17/2015 12:59:00 AM	3.9	47.0
10/17/2015 1:02:00 AM	4.4	48.4
10/17/2015 1:08:00 AM	4.7	48.1
10/17/2015 1:09:00 AM	3.9	46.8
10/17/2015 1:10:00 AM	5.0	50.1
10/17/2015 1:12:00 AM	5.7	50.0
10/17/2015 1:14:00 AM	4.7	49.6
10/17/2015 1:15:00 AM	4.6	47.3
10/17/2015 1:18:00 AM	5.3	51.0
10/17/2015 1:19:00 AM	4.4	47.7
10/17/2015 1:22:00 AM	4.8	48.5
10/17/2015 1:23:00 AM	4.6	48.2
10/17/2015 1:24:00 AM	4.6	48.3
10/17/2015 1:25:00 AM	4.3	45.9
10/17/2015 1:30:00 AM	4.8	50.1
10/17/2015 1:32:00 AM	5.6	52.4
10/17/2015 1:35:00 AM	4.4	46.2
10/17/2015 1:38:00 AM	4.2	46.6
10/17/2015 1:41:00 AM	5.4	49.7
10/18/2015 4:39:00 AM	4.0	40.2
10/18/2015 4:47:00 AM	4.9	40.5
10/18/2015 4:48:00 AM	4.3	40.0
10/18/2015 4:49:00 AM	4.3	40.4
10/19/2015 1:50:00 AM	3.6	42.6
10/19/2015 1:51:00 AM	3.8	42.9

10/19/2015 1:53:00 AM	3.7	43.0
10/19/2015 1:54:00 AM	3.6	42.6
10/19/2015 1:57:00 AM	3.5	42.5
10/22/2015 2:26:00 AM	3.5	46.1
10/22/2015 2:28:00 AM	3.8	46.3
10/23/2015 3:00:00 AM	3.8	41.7
10/23/2015 3:01:00 AM	4.2	43.0
10/23/2015 3:02:00 AM	3.9	40.0
10/23/2015 3:04:00 AM	3.6	40.3
10/23/2015 3:07:00 AM	4.1	43.4
10/23/2015 3:08:00 AM	3.6	41.8
10/23/2015 3:09:00 AM	3.8	41.1
10/23/2015 3:10:00 AM	3.6	39.8
10/23/2015 3:12:00 AM	3.6	40.0
10/23/2015 3:13:00 AM	3.6	40.3
10/23/2015 3:36:00 AM	3.5	39.0
10/23/2015 3:40:00 AM	3.5	39.5
10/23/2015 4:18:00 AM	3.5	39.7
10/23/2015 10:42:00 PM	4.2	50.8
10/23/2015 10:56:00 PM	5.0	51.9
10/23/2015 10:58:00 PM	3.7	51.0
10/23/2015 10:59:00 PM	4.5	50.2
10/24/2015 10:57:00 PM	6.0	49.6
10/24/2015 11:05:00 PM	5.3	49.9
10/24/2015 11:07:00 PM	6.1	52.3
10/24/2015 11:09:00 PM	5.9	50.8
10/24/2015 11:11:00 PM	5.3	48.6
10/24/2015 11:15:00 PM	6.0	51.5
10/24/2015 11:17:00 PM	5.6	49.8
10/24/2015 11:19:00 PM	6.2	51.3
10/25/2015 12:15:00 AM	6.9	52.8
10/25/2015 12:22:00 AM	6.9	53.7
10/25/2015 12:26:00 AM	5.8	49.5
10/25/2015 1:53:00 AM	6.7	51.7
10/25/2015 1:57:00 AM	5.8	51.3
10/25/2015 2:05:00 AM	5.7	51.8
10/25/2015 2:06:00 AM	6.6	52.7
10/25/2015 2:45:00 AM	6.5	53.0
10/25/2015 2:54:00 AM	5.7	51.7
10/25/2015 3:02:00 AM	5.6	50.5
10/25/2015 3:04:00 AM	5.6	52.5
10/25/2015 3:07:00 AM	5.9	51.2
10/25/2015 3:08:00 AM	6.0	52.4
10/25/2015 3:18:00 AM	6.7	53.7
10/25/2015 3:20:00 AM	5.9	52.8
10/25/2015 3:21:00 AM	5.9	51.4
10/25/2015 3:22:00 AM	6.1	52.3
10/25/2015 3:32:00 AM	5.3	50.6
10/25/2015 3:36:00 AM	4.7	49.7
10/25/2015 3:56:00 AM	6.2	52.7
10/25/2015 3:57:00 AM	5.6	51.5
10/25/2015 4:02:00 AM	5.4	48.7
10/25/2015 4:03:00 AM	5.2	51.5
10/25/2015 4:05:00 AM	5.8	52.4
10/25/2015 4:07:00 AM	6.7	53.8

10/25/2015 4:10:00 AM	6.1	52.1
10/25/2015 4:13:00 AM	4.5	48.4
10/25/2015 4:14:00 AM	5.2	48.0
10/25/2015 4:16:00 AM	5.7	51.2
10/25/2015 4:19:00 AM	5.2	49.7
10/25/2015 4:22:00 AM	6.4	52.1
10/25/2015 4:23:00 AM	6.0	51.5
10/25/2015 4:25:00 AM	5.3	49.2
10/25/2015 4:28:00 AM	4.3	45.9
10/25/2015 4:31:00 AM	5.5	50.2
10/25/2015 4:33:00 AM	5.5	51.6
10/25/2015 4:34:00 AM	5.2	50.2
10/25/2015 4:35:00 AM	5.1	49.2
10/25/2015 4:38:00 AM	6.9	54.1
10/25/2015 4:41:00 AM	6.7	53.6
10/25/2015 4:44:00 AM	6.7	53.9
10/25/2015 4:45:00 AM	6.6	53.1
10/25/2015 4:46:00 AM	4.8	48.5
10/25/2015 4:47:00 AM	4.8	47.8
10/25/2015 4:48:00 AM	6.2	51.8
10/25/2015 4:50:00 AM	6.7	53.6
10/25/2015 4:51:00 AM	5.3	48.4
10/25/2015 4:55:00 AM	7.0	53.4
10/27/2015 4:36:00 AM	3.8	41.6
10/27/2015 4:37:00 AM	3.6	40.6
10/27/2015 4:39:00 AM	3.9	40.9
10/27/2015 4:40:00 AM	3.7	40.8
10/27/2015 4:41:00 AM	3.6	39.8
10/27/2015 4:45:00 AM	3.8	40.9
10/27/2015 4:46:00 AM	3.6	40.2
10/27/2015 4:48:00 AM	3.8	40.3
10/27/2015 4:51:00 AM	3.8	41.5
10/27/2015 4:53:00 AM	3.8	42.9
10/27/2015 4:55:00 AM	4.2	50.8
10/27/2015 4:58:00 AM	4.2	48.5
10/27/2015 4:59:00 AM	4.1	42.3
10/27/2015 10:01:00 PM	4.6	50.8
10/27/2015 10:05:00 PM	4.7	49.4
10/27/2015 10:06:00 PM	5.0	50.6
10/27/2015 10:09:00 PM	6.1	52.3
10/27/2015 10:12:00 PM	4.7	48.9
10/27/2015 10:16:00 PM	5.9	52.3
10/27/2015 10:19:00 PM	6.1	51.8
10/27/2015 10:20:00 PM	6.0	52.2
10/27/2015 10:23:00 PM	5.6	52.8
10/27/2015 11:18:00 PM	5.9	52.0
10/27/2015 11:22:00 PM	5.8	52.3
10/27/2015 11:23:00 PM	5.5	51.4
10/29/2015 1:52:00 AM	3.8	44.1
10/29/2015 1:54:00 AM	3.7	44.5
10/29/2015 1:55:00 AM	3.7	44.8
10/29/2015 1:56:00 AM	3.9	45.9
10/29/2015 1:57:00 AM	3.8	49.0
10/29/2015 1:58:00 AM	3.9	45.1
10/29/2015 2:03:00 AM	3.9	47.7

10/29/2015 2:04:00 AM	4.5	46.2
10/29/2015 2:05:00 AM	4.0	46.3
10/29/2015 2:06:00 AM	4.3	46.6
10/29/2015 2:07:00 AM	5.1	48.8
10/29/2015 2:08:00 AM	4.7	48.6
10/29/2015 2:09:00 AM	5.4	49.5
10/29/2015 2:10:00 AM	5.4	50.2
10/29/2015 2:12:00 AM	5.6	50.8
10/29/2015 2:13:00 AM	5.3	49.8
10/29/2015 2:14:00 AM	4.7	47.8
10/29/2015 10:01:00 PM	3.8	45.3
10/29/2015 10:17:00 PM	4.8	49.0
10/29/2015 10:19:00 PM	4.5	49.8
10/29/2015 10:23:00 PM	5.0	48.7
10/29/2015 10:31:00 PM	4.1	47.9
10/29/2015 10:33:00 PM	3.9	46.1
10/29/2015 10:35:00 PM	3.7	44.6
10/29/2015 10:50:00 PM	4.3	46.0
10/29/2015 10:59:00 PM	4.1	45.8
10/29/2015 11:00:00 PM	3.8	44.7
10/29/2015 11:03:00 PM	5.3	50.8
10/29/2015 11:04:00 PM	4.2	48.7
10/29/2015 11:05:00 PM	4.2	46.8
10/29/2015 11:06:00 PM	4.2	45.7
10/29/2015 11:07:00 PM	3.9	45.9
10/29/2015 11:09:00 PM	4.3	47.0
10/29/2015 11:18:00 PM	3.7	45.0
10/29/2015 11:20:00 PM	4.0	47.6
10/29/2015 11:22:00 PM	4.3	46.3
10/29/2015 11:26:00 PM	3.6	44.7
10/30/2015 12:34:00 AM	3.9	44.2
10/30/2015 12:36:00 AM	4.2	46.5
10/30/2015 12:38:00 AM	4.9	47.7
10/30/2015 12:39:00 AM	3.8	45.2
10/30/2015 12:40:00 AM	3.7	44.7
10/30/2015 12:41:00 AM	3.9	44.4
10/30/2015 12:42:00 AM	4.3	47.0
10/30/2015 12:43:00 AM	4.0	46.0
10/30/2015 12:44:00 AM	4.6	48.5
10/30/2015 12:45:00 AM	4.2	45.6
10/30/2015 12:46:00 AM	5.0	51.1
10/30/2015 12:47:00 AM	6.0	50.3
10/30/2015 12:48:00 AM	4.6	48.1
10/30/2015 12:49:00 AM	4.9	48.5
10/30/2015 12:50:00 AM	5.2	50.7
10/30/2015 12:53:00 AM	6.1	52.0
10/30/2015 12:54:00 AM	4.6	49.1
10/30/2015 12:55:00 AM	5.7	51.5
10/30/2015 12:56:00 AM	5.0	48.9
10/30/2015 12:57:00 AM	4.5	50.3
10/30/2015 12:59:00 AM	4.8	46.4
10/30/2015 1:00:00 AM	4.6	47.3
10/30/2015 1:01:00 AM	4.2	46.1
10/30/2015 1:02:00 AM	4.7	45.8
10/30/2015 1:03:00 AM	3.9	44.7

10/30/2015 1:04:00 AM	4.8	47.5
10/30/2015 1:05:00 AM	3.6	45.8
10/30/2015 1:06:00 AM	4.9	46.3
10/30/2015 1:07:00 AM	4.5	48.5
10/30/2015 1:10:00 AM	5.5	50.4
10/30/2015 1:11:00 AM	4.3	47.7
10/30/2015 1:12:00 AM	4.6	49.8
10/30/2015 1:14:00 AM	4.5	48.3
10/30/2015 1:15:00 AM	4.5	47.4
10/30/2015 1:16:00 AM	4.9	49.5
10/30/2015 1:19:00 AM	5.1	50.7
10/30/2015 1:20:00 AM	5.4	48.3
10/30/2015 1:21:00 AM	4.2	46.8
10/30/2015 1:22:00 AM	4.3	46.7
10/30/2015 1:23:00 AM	4.3	45.7
10/30/2015 1:24:00 AM	4.0	46.3
10/30/2015 1:25:00 AM	3.9	45.7
10/30/2015 1:26:00 AM	5.1	48.5
10/30/2015 1:27:00 AM	4.0	48.0
10/30/2015 1:28:00 AM	5.3	49.8
10/30/2015 1:30:00 AM	4.9	48.2
10/30/2015 1:31:00 AM	4.8	47.3
10/30/2015 1:36:00 AM	5.2	51.0
10/30/2015 2:11:00 AM	4.1	43.4
10/30/2015 2:13:00 AM	4.5	46.3
10/30/2015 2:14:00 AM	4.1	45.6
10/30/2015 2:15:00 AM	4.3	42.8
10/30/2015 2:16:00 AM	3.5	41.9
10/30/2015 2:20:00 AM	5.3	49.6
10/30/2015 2:21:00 AM	4.8	46.1
10/30/2015 2:23:00 AM	4.0	45.6
10/30/2015 2:24:00 AM	4.6	48.4
10/30/2015 2:26:00 AM	4.9	46.4
10/30/2015 2:27:00 AM	4.2	44.3
10/30/2015 2:28:00 AM	4.0	48.2
10/30/2015 2:29:00 AM	5.2	49.6
10/30/2015 2:30:00 AM	4.9	48.1
10/30/2015 2:32:00 AM	3.7	44.6
10/30/2015 2:33:00 AM	4.3	46.0
10/30/2015 2:34:00 AM	3.8	44.0
10/30/2015 2:35:00 AM	4.2	47.0
10/30/2015 2:37:00 AM	5.5	49.7
10/30/2015 2:38:00 AM	4.6	47.5
10/30/2015 2:39:00 AM	3.8	45.1
10/30/2015 2:42:00 AM	4.2	45.7
10/30/2015 2:43:00 AM	4.5	45.8
10/30/2015 2:44:00 AM	4.5	46.9
10/30/2015 2:45:00 AM	3.6	43.0
10/30/2015 2:47:00 AM	3.7	42.9
10/30/2015 2:50:00 AM	3.7	44.5
10/30/2015 2:55:00 AM	4.8	47.2
10/30/2015 2:56:00 AM	4.2	44.5
10/30/2015 2:57:00 AM	4.2	44.2
10/30/2015 2:58:00 AM	4.0	44.6
10/30/2015 2:59:00 AM	4.4	48.0

10/30/2015 3:00:00 AM	4.8	45.9
10/30/2015 3:01:00 AM	5.2	48.4
10/30/2015 3:02:00 AM	4.5	44.9
10/30/2015 3:03:00 AM	4.1	43.1
10/30/2015 3:04:00 AM	4.5	45.0
10/30/2015 3:06:00 AM	3.9	44.8
10/30/2015 3:07:00 AM	3.9	45.0
10/30/2015 3:08:00 AM	3.9	43.6
10/30/2015 3:09:00 AM	3.5	43.6
10/30/2015 3:10:00 AM	4.6	47.3
10/30/2015 3:11:00 AM	3.9	42.8
10/30/2015 3:12:00 AM	3.5	41.8
10/30/2015 3:13:00 AM	3.6	44.1
10/30/2015 3:14:00 AM	4.4	45.9
10/30/2015 3:17:00 AM	3.7	42.3
10/30/2015 3:20:00 AM	3.8	41.3
10/30/2015 3:21:00 AM	3.5	45.4
10/30/2015 3:22:00 AM	4.6	46.4
10/30/2015 3:23:00 AM	4.7	47.8
10/30/2015 3:24:00 AM	4.9	46.3
10/30/2015 3:25:00 AM	3.7	45.1
10/30/2015 3:28:00 AM	4.0	45.8
10/30/2015 3:29:00 AM	3.9	45.2
10/30/2015 3:30:00 AM	3.7	43.8
10/30/2015 3:32:00 AM	4.5	46.1
10/30/2015 3:33:00 AM	5.1	51.7
10/30/2015 3:34:00 AM	4.7	46.7
10/30/2015 3:35:00 AM	4.6	46.2
10/30/2015 3:36:00 AM	4.0	46.3
10/30/2015 3:37:00 AM	5.3	47.3
10/30/2015 3:38:00 AM	4.4	46.6
10/30/2015 3:39:00 AM	4.2	46.6
10/30/2015 3:40:00 AM	3.6	45.0
10/30/2015 3:41:00 AM	4.8	46.7
10/30/2015 3:42:00 AM	3.9	45.3
10/30/2015 3:43:00 AM	5.3	50.5
10/30/2015 3:44:00 AM	4.9	47.7
10/30/2015 3:46:00 AM	5.3	47.0
10/30/2015 3:47:00 AM	4.0	42.8
10/30/2015 3:49:00 AM	4.1	45.4
10/30/2015 3:50:00 AM	3.7	45.0
10/30/2015 3:51:00 AM	4.0	43.7
10/30/2015 3:55:00 AM	3.9	45.7
10/30/2015 3:56:00 AM	3.9	44.6
10/30/2015 3:58:00 AM	4.7	47.8
10/30/2015 3:59:00 AM	5.9	49.8
10/30/2015 4:00:00 AM	4.7	47.2
10/30/2015 4:01:00 AM	4.2	44.7
10/30/2015 4:02:00 AM	4.2	45.4
10/30/2015 4:03:00 AM	4.8	46.5
10/30/2015 4:04:00 AM	4.4	45.4
10/30/2015 4:05:00 AM	4.9	48.1
10/30/2015 4:06:00 AM	5.0	49.0
10/30/2015 4:07:00 AM	4.3	44.0
10/30/2015 4:08:00 AM	3.8	44.3

10/30/2015 4:09:00 AM	3.7	42.8
10/30/2015 4:10:00 AM	3.7	45.6
10/30/2015 4:11:00 AM	4.2	46.6
10/30/2015 4:12:00 AM	4.9	48.5
10/30/2015 4:13:00 AM	4.2	45.0
10/30/2015 4:14:00 AM	4.2	47.3
10/30/2015 4:15:00 AM	4.8	46.5
10/30/2015 4:16:00 AM	4.0	43.5
10/30/2015 4:17:00 AM	4.3	44.5
10/30/2015 4:18:00 AM	4.1	44.1
10/30/2015 4:19:00 AM	3.8	45.1
10/30/2015 4:20:00 AM	3.6	44.1
10/30/2015 4:21:00 AM	4.2	42.6
10/30/2015 4:22:00 AM	4.3	46.6
10/30/2015 4:23:00 AM	3.7	42.3
10/30/2015 4:24:00 AM	4.2	43.4
10/30/2015 4:25:00 AM	3.8	43.0
10/30/2015 4:26:00 AM	3.9	44.4
10/30/2015 4:28:00 AM	3.6	43.0
10/30/2015 4:29:00 AM	3.8	43.4
10/30/2015 4:30:00 AM	4.0	45.3
10/30/2015 4:31:00 AM	4.1	44.4
10/30/2015 4:33:00 AM	3.6	45.1
10/30/2015 4:34:00 AM	4.9	46.3
10/30/2015 4:35:00 AM	4.0	45.9
10/30/2015 4:36:00 AM	4.4	47.4
10/30/2015 4:37:00 AM	4.2	45.6
10/30/2015 4:38:00 AM	4.7	51.3
10/30/2015 4:39:00 AM	5.5	51.6
10/30/2015 4:41:00 AM	3.8	42.5
10/30/2015 4:42:00 AM	3.7	43.7
10/30/2015 4:44:00 AM	4.3	45.0
10/30/2015 4:45:00 AM	3.6	44.9
10/30/2015 4:47:00 AM	3.7	45.1
10/30/2015 4:49:00 AM	5.6	48.0
10/30/2015 4:50:00 AM	4.6	46.4
10/30/2015 4:51:00 AM	4.4	44.6
10/30/2015 4:52:00 AM	4.7	45.8
10/30/2015 4:53:00 AM	3.6	42.7
10/30/2015 4:55:00 AM	3.7	42.9
10/30/2015 4:56:00 AM	3.9	43.6
10/30/2015 4:57:00 AM	3.7	43.4
10/30/2015 4:59:00 AM	3.5	45.3
11/01/2015 3:31:00 AM	3.7	44.7
11/01/2015 3:33:00 AM	4.0	45.4
11/01/2015 3:34:00 AM	3.8	44.6
11/01/2015 3:35:00 AM	4.0	44.3
11/01/2015 3:36:00 AM	3.9	44.7
11/01/2015 3:37:00 AM	4.4	46.5
11/01/2015 3:38:00 AM	4.5	44.7
11/01/2015 3:39:00 AM	5.2	45.7
11/01/2015 3:40:00 AM	5.7	46.1
11/01/2015 3:42:00 AM	5.2	46.6
11/01/2015 3:44:00 AM	5.1	45.8
11/01/2015 3:45:00 AM	5.3	45.8

11/01/2015 3:46:00 AM	5.3	46.6
11/01/2015 3:47:00 AM	5.2	45.9
11/01/2015 3:51:00 AM	4.1	43.8
11/01/2015 3:52:00 AM	4.8	44.8
11/01/2015 3:54:00 AM	5.3	45.3
11/01/2015 3:55:00 AM	4.6	44.7
11/01/2015 3:56:00 AM	4.5	44.7
11/01/2015 3:57:00 AM	5.0	44.8
11/01/2015 3:59:00 AM	3.9	44.4
11/01/2015 4:00:00 AM	4.0	44.1
11/01/2015 4:18:00 AM	4.0	43.9
11/01/2015 4:19:00 AM	4.1	43.9
11/01/2015 4:21:00 AM	4.5	43.0
11/01/2015 4:23:00 AM	3.7	46.1
11/01/2015 4:27:00 AM	5.2	45.4
11/01/2015 4:29:00 AM	3.9	44.1
11/01/2015 4:30:00 AM	4.2	43.6
11/01/2015 4:32:00 AM	3.7	42.6
11/01/2015 4:33:00 AM	4.3	42.2
11/03/2015 11:32:00 PM	3.5	45.3
11/03/2015 11:47:00 PM	3.6	44.6
11/04/2015 12:08:00 AM	3.5	44.6
11/04/2015 12:09:00 AM	3.5	44.4
11/04/2015 12:10:00 AM	3.5	44.4
11/04/2015 12:11:00 AM	3.5	44.6
11/04/2015 12:16:00 AM	3.6	44.5
11/04/2015 12:17:00 AM	3.6	44.5
11/04/2015 12:18:00 AM	3.7	44.4
11/04/2015 12:19:00 AM	3.6	44.2
11/04/2015 12:20:00 AM	3.7	44.7
11/04/2015 12:21:00 AM	3.7	44.4
11/04/2015 12:22:00 AM	3.6	43.9
11/04/2015 12:23:00 AM	3.6	44.3
11/04/2015 12:24:00 AM	3.5	44.5
11/04/2015 1:07:00 AM	3.6	44.8
11/04/2015 1:08:00 AM	3.6	44.5
11/04/2015 1:09:00 AM	3.6	44.4
11/04/2015 1:10:00 AM	3.7	44.3
11/04/2015 1:11:00 AM	3.7	44.3
11/04/2015 1:12:00 AM	3.6	44.2
11/04/2015 1:13:00 AM	3.7	44.1
11/04/2015 1:14:00 AM	3.6	44.3
11/04/2015 1:15:00 AM	3.6	44.5
11/04/2015 1:21:00 AM	3.6	43.9
11/04/2015 1:22:00 AM	3.6	44.2
11/04/2015 1:23:00 AM	3.6	43.9
11/04/2015 1:24:00 AM	3.6	44.0
11/04/2015 1:25:00 AM	3.6	43.9
11/04/2015 1:26:00 AM	3.7	44.0
11/04/2015 1:27:00 AM	3.7	43.9
11/04/2015 1:28:00 AM	3.7	44.1
11/04/2015 1:29:00 AM	3.6	44.3
11/04/2015 2:23:00 AM	3.6	44.0
11/04/2015 2:24:00 AM	3.6	43.6
11/04/2015 2:27:00 AM	3.6	43.5

11/04/2015 2:28:00 AM	3.7	43.8
11/04/2015 2:29:00 AM	3.6	44.0
11/04/2015 2:30:00 AM	3.8	43.5
11/04/2015 2:31:00 AM	3.7	43.8
11/04/2015 2:32:00 AM	3.6	44.0
11/04/2015 2:33:00 AM	3.7	44.0
11/04/2015 2:34:00 AM	3.7	44.0
11/04/2015 2:35:00 AM	3.7	44.4
11/04/2015 2:36:00 AM	3.6	44.0
11/04/2015 2:37:00 AM	3.5	44.3
11/04/2015 2:38:00 AM	3.5	44.1
11/04/2015 2:39:00 AM	3.8	44.0
11/04/2015 2:40:00 AM	3.7	44.9
11/04/2015 2:41:00 AM	3.9	44.8
11/04/2015 2:42:00 AM	3.7	44.3
11/04/2015 2:43:00 AM	3.9	44.4
11/04/2015 2:44:00 AM	3.9	43.8
11/04/2015 2:45:00 AM	4.0	43.7
11/04/2015 2:46:00 AM	3.9	44.5
11/04/2015 2:47:00 AM	4.1	43.7
11/04/2015 2:48:00 AM	3.9	44.1
11/04/2015 2:49:00 AM	4.2	44.0
11/04/2015 2:50:00 AM	4.1	44.1
11/04/2015 2:51:00 AM	4.5	44.1
11/04/2015 2:52:00 AM	4.5	44.7
11/04/2015 2:53:00 AM	4.2	45.3
11/04/2015 2:54:00 AM	4.0	45.3
11/04/2015 2:55:00 AM	4.6	45.4
11/04/2015 2:56:00 AM	4.5	45.8
11/04/2015 2:57:00 AM	4.6	45.5
11/04/2015 2:58:00 AM	4.6	45.8
11/04/2015 2:59:00 AM	4.2	45.4
11/04/2015 3:00:00 AM	4.7	45.0
11/04/2015 3:01:00 AM	4.9	45.7
11/04/2015 3:02:00 AM	4.7	45.8
11/04/2015 3:03:00 AM	4.6	44.7
11/04/2015 3:04:00 AM	4.6	44.5
11/04/2015 3:05:00 AM	4.4	44.5
11/04/2015 3:06:00 AM	4.2	45.0
11/04/2015 3:07:00 AM	4.4	47.4
11/04/2015 3:08:00 AM	4.2	44.9
11/04/2015 3:09:00 AM	4.4	44.6
11/04/2015 3:10:00 AM	4.2	44.0
11/04/2015 3:11:00 AM	4.2	44.0
11/04/2015 3:12:00 AM	3.8	44.2
11/04/2015 3:13:00 AM	3.7	43.8
11/04/2015 3:14:00 AM	3.5	43.7
11/04/2015 3:18:00 AM	3.6	43.5
11/04/2015 3:19:00 AM	3.7	43.9
11/04/2015 3:20:00 AM	3.6	43.6
11/04/2015 3:21:00 AM	3.8	43.8
11/04/2015 3:22:00 AM	3.7	43.4
11/04/2015 3:23:00 AM	3.8	43.6
11/04/2015 3:24:00 AM	3.8	43.4
11/04/2015 3:25:00 AM	3.9	43.2

11/04/2015 3:26:00 AM	3.8	43.5
11/04/2015 3:27:00 AM	3.8	43.5
11/04/2015 3:28:00 AM	3.9	43.6
11/04/2015 3:29:00 AM	3.9	43.6
11/04/2015 3:30:00 AM	3.8	43.6
11/04/2015 3:31:00 AM	3.6	43.6
11/04/2015 3:32:00 AM	3.7	43.5
11/04/2015 3:33:00 AM	3.9	43.6
11/04/2015 3:34:00 AM	3.9	43.7
11/04/2015 3:35:00 AM	3.7	43.5
11/04/2015 3:36:00 AM	3.8	43.8
11/04/2015 3:37:00 AM	3.8	44.0
11/04/2015 3:38:00 AM	3.6	44.7
11/04/2015 3:39:00 AM	3.5	44.5
11/04/2015 3:40:00 AM	3.8	44.1
11/04/2015 3:41:00 AM	3.9	43.7
11/04/2015 3:42:00 AM	4.0	44.0
11/04/2015 3:43:00 AM	4.2	43.9
11/04/2015 3:44:00 AM	4.1	43.7
11/04/2015 3:45:00 AM	4.1	43.7
11/04/2015 3:46:00 AM	4.4	43.8
11/04/2015 3:47:00 AM	4.3	43.8
11/04/2015 3:48:00 AM	4.4	43.9
11/04/2015 3:49:00 AM	4.4	43.9
11/04/2015 3:50:00 AM	4.3	44.5
11/04/2015 3:51:00 AM	4.5	44.2
11/04/2015 3:52:00 AM	4.5	44.7
11/04/2015 3:53:00 AM	4.7	44.2
11/04/2015 3:54:00 AM	4.4	44.0
11/04/2015 3:55:00 AM	4.6	45.3
11/04/2015 3:56:00 AM	4.4	50.0
11/04/2015 3:57:00 AM	4.1	44.3
11/04/2015 3:58:00 AM	4.1	44.5
11/04/2015 3:59:00 AM	4.3	44.2
11/04/2015 4:00:00 AM	3.9	44.8
11/04/2015 4:01:00 AM	4.2	45.4
11/04/2015 4:02:00 AM	3.8	45.7
11/04/2015 4:03:00 AM	3.7	46.6
11/04/2015 4:04:00 AM	3.5	46.0
11/04/2015 4:05:00 AM	3.9	46.1
11/04/2015 4:06:00 AM	4.1	46.0
11/04/2015 4:07:00 AM	4.1	46.0
11/04/2015 4:09:00 AM	3.5	46.4
11/04/2015 4:10:00 AM	3.5	46.0
11/04/2015 4:15:00 AM	3.9	46.1
11/04/2015 4:17:00 AM	3.7	46.2
11/04/2015 4:18:00 AM	4.2	45.8
11/04/2015 4:19:00 AM	3.9	46.0
11/04/2015 4:20:00 AM	3.8	46.0
11/04/2015 4:21:00 AM	3.8	45.4
11/04/2015 4:22:00 AM	3.8	45.6
11/04/2015 4:24:00 AM	3.8	48.8
11/04/2015 4:25:00 AM	4.1	45.3
11/04/2015 4:26:00 AM	4.2	45.4
11/04/2015 4:27:00 AM	4.1	45.2

11/04/2015 4:28:00 AM	4.3	45.2
11/04/2015 4:29:00 AM	4.3	45.4
11/04/2015 4:30:00 AM	4.3	45.1
11/04/2015 4:31:00 AM	4.0	45.3
11/04/2015 4:32:00 AM	4.0	45.3
11/04/2015 4:33:00 AM	4.1	45.3
11/04/2015 4:34:00 AM	4.1	45.4
11/04/2015 4:35:00 AM	4.3	45.5
11/04/2015 4:36:00 AM	4.5	49.1
11/04/2015 4:37:00 AM	4.3	47.2
11/04/2015 4:38:00 AM	4.4	45.0
11/04/2015 4:39:00 AM	4.2	45.2
11/04/2015 4:40:00 AM	4.0	45.0
11/04/2015 4:41:00 AM	4.1	45.5
11/04/2015 4:42:00 AM	3.6	45.3
11/04/2015 4:44:00 AM	3.8	48.4
11/04/2015 4:45:00 AM	3.7	47.0
11/04/2015 4:46:00 AM	3.8	45.1
11/04/2015 4:48:00 AM	3.6	44.5
11/04/2015 4:50:00 AM	3.6	44.5
11/04/2015 4:51:00 AM	4.0	44.9
11/04/2015 4:52:00 AM	4.1	44.9
11/04/2015 4:53:00 AM	3.9	45.1
11/04/2015 4:54:00 AM	4.2	45.3
11/04/2015 4:55:00 AM	3.8	49.6
11/04/2015 4:56:00 AM	3.7	44.6
11/04/2015 4:57:00 AM	3.8	44.9
11/04/2015 4:58:00 AM	3.8	48.2
11/04/2015 4:59:00 AM	3.7	44.8
11/07/2015 12:26:00 AM	4.7	46.5
11/07/2015 12:27:00 AM	4.1	44.9
11/07/2015 12:32:00 AM	4.2	45.6
11/07/2015 2:13:00 AM	4.1	44.3
11/07/2015 2:22:00 AM	4.2	44.2
11/07/2015 2:24:00 AM	3.6	42.5
11/07/2015 2:29:00 AM	4.0	44.4
11/07/2015 2:31:00 AM	3.8	44.9
11/07/2015 2:36:00 AM	4.9	49.2
11/07/2015 2:40:00 AM	4.5	46.9
11/07/2015 2:49:00 AM	3.6	42.5
11/07/2015 3:34:00 AM	4.1	43.8
11/07/2015 3:41:00 AM	3.8	42.8
11/07/2015 10:00:00 PM	4.1	46.3
11/07/2015 10:01:00 PM	4.7	47.4
11/07/2015 10:02:00 PM	3.9	44.8
11/07/2015 10:03:00 PM	4.3	45.4
11/07/2015 10:04:00 PM	4.4	50.7
11/07/2015 10:06:00 PM	3.8	46.1
11/07/2015 10:07:00 PM	4.1	44.2
11/07/2015 10:08:00 PM	4.1	45.7
11/07/2015 10:10:00 PM	5.6	52.2
11/07/2015 10:11:00 PM	4.9	49.8
11/07/2015 10:12:00 PM	4.5	47.8
11/07/2015 10:13:00 PM	3.9	45.9
11/07/2015 10:15:00 PM	4.8	49.9

11/07/2015 10:16:00 PM	4.3	45.0
11/07/2015 10:17:00 PM	4.3	49.7
11/07/2015 10:18:00 PM	4.1	47.7
11/07/2015 10:19:00 PM	3.9	45.6
11/07/2015 10:20:00 PM	4.0	46.8
11/07/2015 10:21:00 PM	4.5	46.8
11/07/2015 10:22:00 PM	4.8	49.0
11/07/2015 10:24:00 PM	4.3	49.8
11/07/2015 10:25:00 PM	5.0	48.9
11/07/2015 10:28:00 PM	4.1	48.8
11/07/2015 10:30:00 PM	5.4	48.8
11/07/2015 10:31:00 PM	4.7	49.2
11/07/2015 10:32:00 PM	4.3	45.8
11/07/2015 10:33:00 PM	5.0	47.6
11/07/2015 10:34:00 PM	3.6	42.6
11/07/2015 10:35:00 PM	3.5	45.9
11/07/2015 10:37:00 PM	4.4	47.9
11/07/2015 10:38:00 PM	3.9	44.8
11/07/2015 10:39:00 PM	4.2	46.7
11/07/2015 10:40:00 PM	3.6	45.9
11/07/2015 10:41:00 PM	5.4	50.0
11/07/2015 10:42:00 PM	4.9	49.6
11/07/2015 10:46:00 PM	5.1	49.8
11/07/2015 10:50:00 PM	6.7	53.7
11/07/2015 10:51:00 PM	5.7	52.6
11/07/2015 10:53:00 PM	5.1	50.4
11/07/2015 10:54:00 PM	5.8	51.0
11/07/2015 10:56:00 PM	5.4	50.7
11/07/2015 10:57:00 PM	4.3	50.3
11/07/2015 11:00:00 PM	6.6	52.9
11/07/2015 11:03:00 PM	6.6	54.7
11/07/2015 11:05:00 PM	5.9	51.9
11/07/2015 11:07:00 PM	5.1	48.8
11/07/2015 11:08:00 PM	4.9	47.9
11/07/2015 11:09:00 PM	4.5	47.3
11/07/2015 11:10:00 PM	4.9	49.4
11/07/2015 11:11:00 PM	4.4	47.2
11/07/2015 11:12:00 PM	5.3	50.1
11/07/2015 11:13:00 PM	5.0	47.1
11/07/2015 11:14:00 PM	4.8	47.4
11/07/2015 11:15:00 PM	4.8	49.1
11/07/2015 11:16:00 PM	4.5	49.1
11/07/2015 11:18:00 PM	5.0	47.6
11/07/2015 11:19:00 PM	4.6	47.9
11/07/2015 11:20:00 PM	5.0	47.5
11/07/2015 11:21:00 PM	4.4	49.0
11/07/2015 11:22:00 PM	5.6	51.1
11/07/2015 11:23:00 PM	5.4	48.8
11/07/2015 11:24:00 PM	4.6	45.0
11/07/2015 11:25:00 PM	4.1	44.5
11/07/2015 11:26:00 PM	5.0	48.4
11/07/2015 11:27:00 PM	4.9	50.2
11/07/2015 11:28:00 PM	5.8	50.9
11/07/2015 11:30:00 PM	4.5	46.7
11/07/2015 11:31:00 PM	3.5	45.7

11/07/2015 11:32:00 PM	5.2	51.9
11/07/2015 11:33:00 PM	4.5	48.7
11/07/2015 11:34:00 PM	3.9	42.0
11/07/2015 11:35:00 PM	3.8	43.5
11/07/2015 11:37:00 PM	4.5	45.3
11/07/2015 11:38:00 PM	3.7	43.7
11/07/2015 11:39:00 PM	3.7	46.6
11/07/2015 11:40:00 PM	4.4	45.0
11/07/2015 11:41:00 PM	3.6	40.8
11/07/2015 11:45:00 PM	4.1	44.4
11/07/2015 11:47:00 PM	4.4	45.5
11/07/2015 11:48:00 PM	4.8	46.6
11/07/2015 11:49:00 PM	3.9	42.6
11/07/2015 11:51:00 PM	4.0	44.4
11/07/2015 11:52:00 PM	4.1	44.9
11/07/2015 11:53:00 PM	3.7	43.7
11/07/2015 11:54:00 PM	3.9	42.6
11/08/2015 12:00:00 AM	3.7	40.2
11/08/2015 12:01:00 AM	3.5	38.8
11/08/2015 12:03:00 AM	3.5	46.0
11/08/2015 12:10:00 AM	4.0	43.3
11/08/2015 12:45:00 AM	4.0	43.8
11/08/2015 12:46:00 AM	4.2	43.1
11/08/2015 1:38:00 AM	4.0	42.6
11/08/2015 1:42:00 AM	4.3	45.2
11/08/2015 1:59:00 AM	3.6	41.9
11/08/2015 2:07:00 AM	4.3	46.7
11/08/2015 2:11:00 AM	3.7	42.8
11/08/2015 2:14:00 AM	4.0	41.9
11/08/2015 2:16:00 AM	3.9	45.2
11/08/2015 2:17:00 AM	3.9	43.6
11/08/2015 2:18:00 AM	3.7	42.6
11/08/2015 2:24:00 AM	3.5	41.2
11/08/2015 2:26:00 AM	3.5	40.2
11/08/2015 2:27:00 AM	3.7	42.6
11/08/2015 2:28:00 AM	4.4	43.5
11/08/2015 2:29:00 AM	4.0	43.8
11/08/2015 2:30:00 AM	4.3	44.3
11/08/2015 2:31:00 AM	4.6	45.2
11/08/2015 2:32:00 AM	3.7	42.7
11/08/2015 2:33:00 AM	3.9	45.7
11/08/2015 2:34:00 AM	3.7	42.0
11/08/2015 2:35:00 AM	4.1	41.7
11/08/2015 2:36:00 AM	3.8	42.7
11/08/2015 2:37:00 AM	3.5	42.5
11/08/2015 2:38:00 AM	3.7	42.9
11/08/2015 2:39:00 AM	3.7	41.4
11/08/2015 2:42:00 AM	3.8	41.4
11/08/2015 2:45:00 AM	3.7	41.9
11/08/2015 2:49:00 AM	3.5	40.8
11/08/2015 2:58:00 AM	3.7	39.5
11/08/2015 3:00:00 AM	3.8	41.3
11/08/2015 3:22:00 AM	4.0	42.5
11/08/2015 3:39:00 AM	3.8	39.7
11/08/2015 3:41:00 AM	3.6	38.0

11/08/2015 3:48:00 AM	3.6	38.6
11/09/2015 11:44:00 PM	3.5	42.6
11/09/2015 11:53:00 PM	3.8	46.5
11/10/2015 12:08:00 AM	3.7	42.1
11/10/2015 12:09:00 AM	3.8	42.8
11/10/2015 12:10:00 AM	3.8	42.8
11/10/2015 12:11:00 AM	4.1	45.9
11/10/2015 12:12:00 AM	4.0	46.7
11/10/2015 12:13:00 AM	3.7	42.8
11/10/2015 12:14:00 AM	4.0	42.8
11/10/2015 12:15:00 AM	3.7	45.4
11/10/2015 12:16:00 AM	3.9	42.8
11/10/2015 12:17:00 AM	3.6	41.4
11/10/2015 12:18:00 AM	3.9	41.5
11/10/2015 12:19:00 AM	3.6	42.4
11/10/2015 12:59:00 AM	3.7	44.7
11/10/2015 1:01:00 AM	3.6	46.0
11/10/2015 1:11:00 AM	4.0	41.1
11/10/2015 1:12:00 AM	4.5	41.3
11/10/2015 1:13:00 AM	4.7	42.1
11/10/2015 1:14:00 AM	4.8	42.4
11/10/2015 1:15:00 AM	4.9	42.6
11/10/2015 1:16:00 AM	4.8	42.4
11/10/2015 1:17:00 AM	4.5	41.9
11/10/2015 1:18:00 AM	4.2	41.0
11/10/2015 1:19:00 AM	4.2	41.1
11/10/2015 1:20:00 AM	4.0	41.1
11/10/2015 1:21:00 AM	4.1	41.8
11/10/2015 1:22:00 AM	4.7	42.3
11/10/2015 1:23:00 AM	3.7	42.4
11/10/2015 1:24:00 AM	3.7	41.0
11/10/2015 1:25:00 AM	3.9	40.2
11/10/2015 2:09:00 AM	4.6	40.6
11/10/2015 2:10:00 AM	4.5	41.9
11/10/2015 2:11:00 AM	4.8	42.8
11/10/2015 2:12:00 AM	4.1	41.1
11/10/2015 2:13:00 AM	4.1	43.1
11/10/2015 2:14:00 AM	4.7	44.2
11/10/2015 2:15:00 AM	4.2	43.5
11/10/2015 2:16:00 AM	4.0	51.5
11/10/2015 2:17:00 AM	3.9	42.6
11/10/2015 2:18:00 AM	4.4	45.3
11/10/2015 2:19:00 AM	5.0	43.4
11/10/2015 2:20:00 AM	4.9	44.8
11/10/2015 2:21:00 AM	4.8	43.2
11/10/2015 2:22:00 AM	4.1	42.5
11/10/2015 2:23:00 AM	3.5	42.6
11/10/2015 2:24:00 AM	4.1	42.8
11/10/2015 2:25:00 AM	3.9	42.5
11/10/2015 2:26:00 AM	3.8	42.4
11/10/2015 2:27:00 AM	3.7	42.5
11/10/2015 2:28:00 AM	3.8	45.6
11/10/2015 2:30:00 AM	3.7	46.6
11/10/2015 2:31:00 AM	3.6	42.8
11/10/2015 2:32:00 AM	4.0	41.6

11/10/2015 2:33:00 AM	4.1	48.4
11/10/2015 2:34:00 AM	4.1	42.6
11/10/2015 2:35:00 AM	3.8	41.3
11/10/2015 2:36:00 AM	4.1	40.5
11/10/2015 2:37:00 AM	3.8	39.7
11/10/2015 2:38:00 AM	3.7	39.4
11/10/2015 2:39:00 AM	3.7	39.9
11/10/2015 2:41:00 AM	3.8	38.8
11/10/2015 2:43:00 AM	3.8	39.7
11/10/2015 2:44:00 AM	3.7	47.1
11/10/2015 2:46:00 AM	3.7	38.1
11/10/2015 2:49:00 AM	3.5	47.2
11/10/2015 3:38:00 AM	3.5	40.4
11/10/2015 3:40:00 AM	3.6	41.6
11/10/2015 3:47:00 AM	3.6	40.1
11/10/2015 3:48:00 AM	3.7	40.7
11/10/2015 3:49:00 AM	3.6	40.2
11/10/2015 3:50:00 AM	4.2	39.8
11/10/2015 3:51:00 AM	3.9	40.1
11/10/2015 3:52:00 AM	4.1	39.8
11/10/2015 3:53:00 AM	3.7	39.9
11/10/2015 3:54:00 AM	3.9	40.5
11/10/2015 3:55:00 AM	4.1	40.3
11/10/2015 3:56:00 AM	3.6	39.5
11/10/2015 3:57:00 AM	4.2	40.2
11/10/2015 3:58:00 AM	4.1	40.5
11/10/2015 3:59:00 AM	4.2	40.3
11/10/2015 4:00:00 AM	3.7	39.6
11/10/2015 4:01:00 AM	4.0	40.0
11/10/2015 4:02:00 AM	3.8	40.4
11/10/2015 4:03:00 AM	4.0	40.0
11/10/2015 4:04:00 AM	3.8	40.2
11/10/2015 4:05:00 AM	4.1	39.6
11/10/2015 4:06:00 AM	4.0	39.8
11/10/2015 4:07:00 AM	3.8	39.0
11/10/2015 4:47:00 AM	3.5	44.9
11/10/2015 4:50:00 AM	3.7	41.1
11/11/2015 10:00:00 PM	3.6	43.9
11/11/2015 10:01:00 PM	3.8	48.1
11/11/2015 10:02:00 PM	3.7	42.2
11/11/2015 10:03:00 PM	4.2	42.8
11/11/2015 10:04:00 PM	4.2	46.4
11/11/2015 10:05:00 PM	4.2	44.5
11/11/2015 10:06:00 PM	4.1	45.8
11/11/2015 10:07:00 PM	4.3	44.5
11/11/2015 10:08:00 PM	4.1	43.6
11/11/2015 10:09:00 PM	3.9	49.6
11/11/2015 10:10:00 PM	4.2	44.3
11/11/2015 10:11:00 PM	4.1	47.9
11/11/2015 10:12:00 PM	4.4	49.9
11/11/2015 10:13:00 PM	4.2	50.8
11/11/2015 10:14:00 PM	4.3	46.4
11/11/2015 10:15:00 PM	4.3	44.2
11/11/2015 10:16:00 PM	4.7	43.5
11/11/2015 10:17:00 PM	4.1	44.3

11/11/2015 10:18:00 PM	4.3	43.9
11/11/2015 10:19:00 PM	4.6	45.5
11/11/2015 10:20:00 PM	4.6	50.3
11/11/2015 10:21:00 PM	4.2	45.8
11/11/2015 10:22:00 PM	4.3	43.4
11/11/2015 10:23:00 PM	4.8	44.0
11/11/2015 10:24:00 PM	4.8	43.7
11/11/2015 10:25:00 PM	4.5	44.5
11/11/2015 10:26:00 PM	4.5	44.5
11/11/2015 10:27:00 PM	4.6	49.3
11/11/2015 10:28:00 PM	4.5	46.9
11/11/2015 10:29:00 PM	4.7	48.6
11/11/2015 10:30:00 PM	4.7	43.0
11/11/2015 10:31:00 PM	4.7	42.7
11/11/2015 10:32:00 PM	4.5	42.6
11/11/2015 10:33:00 PM	4.7	43.3
11/11/2015 10:34:00 PM	4.5	43.9
11/11/2015 10:35:00 PM	5.1	50.2
11/11/2015 10:36:00 PM	5.0	42.3
11/11/2015 10:37:00 PM	4.8	42.5
11/11/2015 10:38:00 PM	4.9	42.8
11/11/2015 10:39:00 PM	4.8	42.5
11/11/2015 10:40:00 PM	4.5	47.7
11/11/2015 10:41:00 PM	4.4	42.7
11/11/2015 10:42:00 PM	3.9	43.2
11/11/2015 10:43:00 PM	4.5	42.5
11/11/2015 10:44:00 PM	4.3	42.1
11/11/2015 10:45:00 PM	4.3	44.7
11/11/2015 10:46:00 PM	4.9	44.6
11/11/2015 10:47:00 PM	4.4	47.3
11/11/2015 10:49:00 PM	5.6	48.5
11/11/2015 10:50:00 PM	6.0	50.1
11/11/2015 10:51:00 PM	5.4	49.5
11/11/2015 10:52:00 PM	6.2	51.3
11/11/2015 10:53:00 PM	5.2	48.0
11/11/2015 10:54:00 PM	5.0	49.4
11/11/2015 10:55:00 PM	6.4	52.1
11/11/2015 10:56:00 PM	5.3	48.8
11/11/2015 10:57:00 PM	5.1	48.8
11/11/2015 10:59:00 PM	6.5	51.7
11/11/2015 11:00:00 PM	5.2	45.9
11/11/2015 11:01:00 PM	4.4	47.4
11/11/2015 11:02:00 PM	5.0	51.5
11/11/2015 11:03:00 PM	6.0	48.4
11/11/2015 11:04:00 PM	4.8	47.5
11/11/2015 11:06:00 PM	4.6	47.7
11/11/2015 11:08:00 PM	5.6	48.7
11/11/2015 11:10:00 PM	4.9	46.4
11/11/2015 11:11:00 PM	4.4	47.6
11/11/2015 11:13:00 PM	5.1	48.8
11/11/2015 11:17:00 PM	5.5	49.7
11/11/2015 11:18:00 PM	5.2	49.0
11/11/2015 11:20:00 PM	6.2	51.8
11/11/2015 11:21:00 PM	5.6	48.9
11/11/2015 11:23:00 PM	6.8	53.8

11/11/2015 11:24:00 PM	5.8	48.9
11/11/2015 11:25:00 PM	5.3	48.3
11/11/2015 11:26:00 PM	5.5	50.6
11/11/2015 11:28:00 PM	6.1	51.1
11/11/2015 11:29:00 PM	5.8	48.6
11/11/2015 11:30:00 PM	4.8	49.6
11/11/2015 11:31:00 PM	5.9	49.8
11/11/2015 11:32:00 PM	5.0	49.3
11/11/2015 11:34:00 PM	6.4	48.6
11/11/2015 11:35:00 PM	6.0	51.1
11/11/2015 11:36:00 PM	5.6	48.2
11/11/2015 11:37:00 PM	5.3	50.1
11/11/2015 11:38:00 PM	5.9	49.1
11/11/2015 11:39:00 PM	5.6	51.3
11/11/2015 11:40:00 PM	5.0	48.3
11/11/2015 11:41:00 PM	6.0	46.5
11/11/2015 11:42:00 PM	5.7	49.4
11/11/2015 11:43:00 PM	6.3	50.4
11/11/2015 11:44:00 PM	5.8	49.6
11/11/2015 11:45:00 PM	5.3	45.7
11/11/2015 11:46:00 PM	5.6	50.3
11/11/2015 11:47:00 PM	5.7	48.8
11/11/2015 11:49:00 PM	5.7	50.4
11/11/2015 11:50:00 PM	5.2	45.1
11/11/2015 11:51:00 PM	5.9	48.5
11/11/2015 11:52:00 PM	5.8	48.3
11/11/2015 11:53:00 PM	6.2	52.4
11/11/2015 11:54:00 PM	6.0	48.4
11/11/2015 11:55:00 PM	6.0	49.1
11/11/2015 11:56:00 PM	5.7	48.5
11/11/2015 11:57:00 PM	5.8	47.6
11/11/2015 11:58:00 PM	5.8	46.8
11/11/2015 11:59:00 PM	5.8	48.5
11/12/2015 12:00:00 AM	5.5	46.0
11/12/2015 12:01:00 AM	5.5	45.1
11/12/2015 12:02:00 AM	5.4	52.0
11/12/2015 12:03:00 AM	5.3	47.8
11/12/2015 12:04:00 AM	6.3	48.5
11/12/2015 12:05:00 AM	5.9	48.7
11/12/2015 12:06:00 AM	5.9	46.1
11/12/2015 12:07:00 AM	5.7	46.7
11/12/2015 12:08:00 AM	6.0	48.2
11/12/2015 12:09:00 AM	5.7	49.1
11/12/2015 12:10:00 AM	6.2	49.9
11/12/2015 12:12:00 AM	6.0	47.4
11/12/2015 12:13:00 AM	5.2	44.7
11/12/2015 12:14:00 AM	6.1	48.4
11/12/2015 12:15:00 AM	5.6	46.6
11/12/2015 12:16:00 AM	5.8	48.8
11/12/2015 12:18:00 AM	7.0	51.9
11/12/2015 12:20:00 AM	7.0	54.7
11/12/2015 12:21:00 AM	7.4	53.4
11/12/2015 12:22:00 AM	7.3	52.6
11/12/2015 12:23:00 AM	7.1	53.3
11/12/2015 12:24:00 AM	6.7	52.4

11/12/2015 12:25:00 AM	7.0	51.8
11/12/2015 12:26:00 AM	6.6	49.5
11/12/2015 12:27:00 AM	6.2	52.6
11/12/2015 12:28:00 AM	6.9	49.9
11/12/2015 12:29:00 AM	6.4	48.9
11/12/2015 12:30:00 AM	6.1	50.5
11/12/2015 12:31:00 AM	5.7	46.5
11/12/2015 12:32:00 AM	5.8	51.4
11/12/2015 12:33:00 AM	6.9	50.8
11/12/2015 12:34:00 AM	6.5	53.6
11/12/2015 12:35:00 AM	7.2	53.7
11/12/2015 12:36:00 AM	6.6	53.8
11/12/2015 12:37:00 AM	6.0	49.5
11/12/2015 12:38:00 AM	5.6	51.1
11/12/2015 12:39:00 AM	6.3	48.0
11/12/2015 12:40:00 AM	6.1	48.2
11/12/2015 2:21:00 AM	7.0	53.2
11/12/2015 2:23:00 AM	7.3	54.4
11/12/2015 2:24:00 AM	6.7	52.7
11/12/2015 2:25:00 AM	6.1	52.3
11/12/2015 2:28:00 AM	6.6	50.9
11/12/2015 2:29:00 AM	6.6	54.3
11/12/2015 2:31:00 AM	6.9	53.1
11/12/2015 2:40:00 AM	6.6	53.6
11/12/2015 2:43:00 AM	7.5	50.2
11/12/2015 2:44:00 AM	5.8	50.3
11/12/2015 2:57:00 AM	6.8	50.8
11/12/2015 2:58:00 AM	7.1	54.5
11/12/2015 3:02:00 AM	6.3	49.2
11/12/2015 3:09:00 AM	7.4	53.0
11/12/2015 3:13:00 AM	7.0	50.9
11/12/2015 3:14:00 AM	6.1	51.0
11/12/2015 3:16:00 AM	7.1	54.4
11/12/2015 3:18:00 AM	7.5	54.7
11/12/2015 3:21:00 AM	7.4	54.3
11/12/2015 3:22:00 AM	7.3	53.2
11/12/2015 3:27:00 AM	7.3	50.0
11/12/2015 10:04:00 PM	5.7	44.0
11/12/2015 10:06:00 PM	7.0	50.0
11/12/2015 10:08:00 PM	6.8	50.2
11/12/2015 10:10:00 PM	7.3	51.5
11/12/2015 10:15:00 PM	7.4	53.5
11/12/2015 10:16:00 PM	5.9	48.5
11/13/2015 12:02:00 AM	7.1	52.7
11/13/2015 12:07:00 AM	7.2	53.5
11/13/2015 12:20:00 AM	6.2	49.3
11/13/2015 12:22:00 AM	6.7	50.7
11/13/2015 12:33:00 AM	6.3	51.0
11/13/2015 12:34:00 AM	6.4	50.7
11/13/2015 12:39:00 AM	5.9	49.4
11/13/2015 10:15:00 PM	7.4	52.6
11/13/2015 10:16:00 PM	6.7	53.5
11/13/2015 10:51:00 PM	6.8	52.8
11/13/2015 10:52:00 PM	6.2	52.9
11/13/2015 10:58:00 PM	6.7	52.3

11/13/2015 11:06:00 PM	6.4	52.0
11/13/2015 11:15:00 PM	5.9	52.1
11/13/2015 11:35:00 PM	6.8	52.4
11/13/2015 11:51:00 PM	6.9	52.9
11/13/2015 11:52:00 PM	6.8	49.1
11/13/2015 11:53:00 PM	6.4	52.7
11/13/2015 11:54:00 PM	6.5	49.6
11/13/2015 11:55:00 PM	6.0	48.8
11/13/2015 11:56:00 PM	6.7	53.2
11/14/2015 12:08:00 AM	7.5	53.3
11/14/2015 12:12:00 AM	7.1	51.6
11/14/2015 12:14:00 AM	6.6	51.1
11/14/2015 12:15:00 AM	6.8	48.3
11/14/2015 12:26:00 AM	7.5	52.6
11/14/2015 12:29:00 AM	7.0	52.2
11/14/2015 12:30:00 AM	6.9	54.1
11/14/2015 12:31:00 AM	6.8	51.6
11/14/2015 12:32:00 AM	6.0	50.2
11/14/2015 1:06:00 AM	7.2	51.6
11/14/2015 1:10:00 AM	7.4	53.2
11/14/2015 1:11:00 AM	7.3	53.1
11/14/2015 1:12:00 AM	7.0	54.0
11/14/2015 1:23:00 AM	7.1	53.1
11/14/2015 1:24:00 AM	7.5	54.2
11/14/2015 1:25:00 AM	7.2	54.3
11/14/2015 2:11:00 AM	7.0	54.4
11/14/2015 2:17:00 AM	6.0	50.5
11/14/2015 2:21:00 AM	7.3	52.8
11/14/2015 2:31:00 AM	7.4	54.4
11/14/2015 2:36:00 AM	7.3	53.6
11/14/2015 2:45:00 AM	6.9	53.7
11/14/2015 2:47:00 AM	6.8	51.9
11/14/2015 2:48:00 AM	6.0	49.1
11/14/2015 2:50:00 AM	7.3	52.4
11/14/2015 3:01:00 AM	7.1	48.4
11/14/2015 3:02:00 AM	6.0	52.9
11/14/2015 3:03:00 AM	7.2	50.6
11/14/2015 3:17:00 AM	6.2	49.9
11/14/2015 3:18:00 AM	6.7	54.4
11/14/2015 3:19:00 AM	7.2	50.5
11/14/2015 3:30:00 AM	7.3	53.5
11/14/2015 3:34:00 AM	7.1	52.7
11/14/2015 3:38:00 AM	6.7	53.1
11/14/2015 3:41:00 AM	7.4	54.3
11/14/2015 3:43:00 AM	6.9	50.8
11/14/2015 3:44:00 AM	6.3	50.7
11/14/2015 3:46:00 AM	6.6	52.1
11/14/2015 3:47:00 AM	5.7	46.6
11/14/2015 3:54:00 AM	6.6	50.3
11/14/2015 4:11:00 AM	7.0	52.3
11/14/2015 4:14:00 AM	6.8	51.5
11/14/2015 4:36:00 AM	6.9	50.9
11/14/2015 4:39:00 AM	7.4	54.2
11/14/2015 4:40:00 AM	7.3	54.5
11/14/2015 4:41:00 AM	5.9	50.7

11/14/2015 4:42:00 AM	6.6	52.9
11/14/2015 4:43:00 AM	7.0	51.3
11/14/2015 4:44:00 AM	6.0	50.7
11/14/2015 4:48:00 AM	6.1	48.9
11/14/2015 4:49:00 AM	6.0	52.0
11/14/2015 4:50:00 AM	6.8	52.1
11/14/2015 4:52:00 AM	7.2	50.9
11/14/2015 4:53:00 AM	6.5	54.2
11/16/2015 10:04:00 PM	4.2	42.0
11/16/2015 10:06:00 PM	3.5	41.4
11/16/2015 10:07:00 PM	4.1	41.6
11/16/2015 10:08:00 PM	4.1	41.8
11/16/2015 10:09:00 PM	3.7	41.3
11/16/2015 10:10:00 PM	3.7	40.7
11/16/2015 10:11:00 PM	4.1	41.9
11/16/2015 10:12:00 PM	4.4	42.5
11/16/2015 10:13:00 PM	4.2	42.9
11/16/2015 10:14:00 PM	4.6	42.2
11/16/2015 10:15:00 PM	4.6	44.4
11/16/2015 10:16:00 PM	5.4	49.9
11/16/2015 10:17:00 PM	5.9	51.4
11/16/2015 10:18:00 PM	5.6	46.5
11/16/2015 10:19:00 PM	6.0	49.5
11/16/2015 10:20:00 PM	5.9	47.2
11/16/2015 10:21:00 PM	5.5	46.9
11/16/2015 10:22:00 PM	5.5	47.4
11/16/2015 10:23:00 PM	6.1	48.9
11/16/2015 10:24:00 PM	5.8	48.0
11/16/2015 10:25:00 PM	5.3	45.3
11/16/2015 10:26:00 PM	5.4	49.3
11/16/2015 10:27:00 PM	6.2	47.3
11/16/2015 10:28:00 PM	5.3	45.3
11/16/2015 10:29:00 PM	5.7	45.6
11/16/2015 10:30:00 PM	5.4	45.5
11/16/2015 10:31:00 PM	5.4	45.1
11/16/2015 10:32:00 PM	5.4	46.6
11/16/2015 10:33:00 PM	5.4	44.9
11/16/2015 10:34:00 PM	5.0	43.2
11/16/2015 10:35:00 PM	5.1	43.2
11/16/2015 10:36:00 PM	4.8	48.2
11/16/2015 10:37:00 PM	4.5	42.0
11/16/2015 10:38:00 PM	4.6	43.6
11/16/2015 10:39:00 PM	5.1	43.8
11/16/2015 10:40:00 PM	4.6	49.0
11/16/2015 10:41:00 PM	4.7	44.5
11/16/2015 10:42:00 PM	4.6	41.3
11/16/2015 10:43:00 PM	3.9	42.2
11/16/2015 10:44:00 PM	4.2	41.2
11/16/2015 10:45:00 PM	4.6	41.5
11/16/2015 10:46:00 PM	4.4	41.7
11/16/2015 10:47:00 PM	4.5	41.8
11/16/2015 10:48:00 PM	4.2	41.2
11/16/2015 10:49:00 PM	4.2	48.3
11/16/2015 10:50:00 PM	4.7	44.8
11/16/2015 10:51:00 PM	4.7	48.5

11/16/2015 10:52:00 PM	4.4	41.2
11/16/2015 10:53:00 PM	4.6	43.8
11/16/2015 10:54:00 PM	4.7	43.5
11/16/2015 10:55:00 PM	5.0	44.7
11/16/2015 10:56:00 PM	4.7	42.1
11/16/2015 10:57:00 PM	4.6	42.8
11/16/2015 10:58:00 PM	5.0	43.9
11/16/2015 10:59:00 PM	4.9	45.7
11/16/2015 11:00:00 PM	5.2	44.9
11/16/2015 11:01:00 PM	4.9	44.2
11/16/2015 11:02:00 PM	4.5	42.4
11/16/2015 11:04:00 PM	4.7	47.2
11/16/2015 11:05:00 PM	4.4	44.0
11/16/2015 11:06:00 PM	4.5	41.1
11/16/2015 11:07:00 PM	4.0	39.8
11/16/2015 11:08:00 PM	4.2	45.5
11/16/2015 11:09:00 PM	4.6	44.5
11/16/2015 11:10:00 PM	4.9	43.6
11/16/2015 11:11:00 PM	4.3	42.0
11/16/2015 11:12:00 PM	4.2	41.7
11/16/2015 11:13:00 PM	4.2	42.1
11/16/2015 11:14:00 PM	4.4	41.8
11/16/2015 11:15:00 PM	4.5	42.9
11/16/2015 11:16:00 PM	4.3	42.2
11/16/2015 11:17:00 PM	4.6	45.5
11/16/2015 11:18:00 PM	4.8	43.2
11/16/2015 11:19:00 PM	4.7	42.0
11/16/2015 11:20:00 PM	3.8	49.4
11/16/2015 11:21:00 PM	5.2	46.0
11/16/2015 11:22:00 PM	4.1	45.4
11/16/2015 11:23:00 PM	5.4	49.5
11/16/2015 11:24:00 PM	4.9	49.5
11/16/2015 11:25:00 PM	5.6	45.3
11/16/2015 11:26:00 PM	4.3	45.0
11/16/2015 11:27:00 PM	4.8	48.9
11/16/2015 11:28:00 PM	5.5	47.5
11/16/2015 11:29:00 PM	5.2	44.3
11/16/2015 11:30:00 PM	4.9	47.3
11/16/2015 11:31:00 PM	5.3	44.9
11/16/2015 11:32:00 PM	4.4	42.9
11/16/2015 11:33:00 PM	4.5	44.4
11/16/2015 11:34:00 PM	5.5	48.1
11/16/2015 11:35:00 PM	4.8	45.9
11/16/2015 11:36:00 PM	5.1	47.4
11/16/2015 11:37:00 PM	4.8	48.2
11/16/2015 11:38:00 PM	4.7	45.3
11/16/2015 11:39:00 PM	4.7	45.8
11/16/2015 11:40:00 PM	5.4	46.9
11/16/2015 11:41:00 PM	4.8	46.7
11/16/2015 11:42:00 PM	4.4	45.7
11/16/2015 11:43:00 PM	5.0	49.5
11/16/2015 11:44:00 PM	4.9	43.5
11/16/2015 11:45:00 PM	4.1	47.6
11/16/2015 11:46:00 PM	5.2	42.8
11/16/2015 11:47:00 PM	4.3	41.5

11/16/2015 11:48:00 PM	4.4	44.9
11/16/2015 11:49:00 PM	5.0	43.6
11/16/2015 11:50:00 PM	4.3	43.2
11/16/2015 11:51:00 PM	4.3	44.9
11/16/2015 11:52:00 PM	5.3	45.3
11/16/2015 11:53:00 PM	4.2	41.8
11/16/2015 11:54:00 PM	4.0	42.8
11/16/2015 11:55:00 PM	4.7	44.0
11/16/2015 11:56:00 PM	4.6	46.2
11/16/2015 11:57:00 PM	4.8	44.7
11/16/2015 11:58:00 PM	4.8	43.8
11/16/2015 11:59:00 PM	4.3	41.4
11/17/2015 12:00:00 AM	3.9	41.0
11/17/2015 12:01:00 AM	3.7	48.8
11/17/2015 12:02:00 AM	4.1	43.1
11/17/2015 12:03:00 AM	4.3	44.0
11/17/2015 12:04:00 AM	4.7	45.1
11/17/2015 12:05:00 AM	4.5	42.8
11/17/2015 12:06:00 AM	4.6	47.7
11/17/2015 12:07:00 AM	4.7	42.1
11/17/2015 12:08:00 AM	4.3	44.6
11/17/2015 12:09:00 AM	5.3	47.9
11/17/2015 12:10:00 AM	5.0	43.5
11/17/2015 12:11:00 AM	4.6	43.5
11/17/2015 12:12:00 AM	5.1	43.5
11/17/2015 12:13:00 AM	4.3	43.3
11/17/2015 12:14:00 AM	5.4	46.3
11/17/2015 12:15:00 AM	5.1	44.2
11/17/2015 12:16:00 AM	5.0	44.4
11/17/2015 12:17:00 AM	4.4	42.9
11/17/2015 12:18:00 AM	4.3	43.8
11/17/2015 12:19:00 AM	4.7	45.8
11/17/2015 12:20:00 AM	4.6	42.4
11/17/2015 12:21:00 AM	4.6	46.3
11/17/2015 12:22:00 AM	5.3	46.5
11/17/2015 12:23:00 AM	5.1	43.8
11/17/2015 12:24:00 AM	5.1	46.5
11/17/2015 12:25:00 AM	5.7	47.9
11/17/2015 12:26:00 AM	4.7	42.0
11/17/2015 12:27:00 AM	4.2	41.9
11/17/2015 12:28:00 AM	4.6	44.6
11/17/2015 12:29:00 AM	5.1	47.1
11/17/2015 12:30:00 AM	5.1	46.6
11/17/2015 12:31:00 AM	5.0	43.8
11/17/2015 12:32:00 AM	4.9	43.6
11/17/2015 12:33:00 AM	4.6	44.4
11/17/2015 12:34:00 AM	4.2	42.3
11/17/2015 12:35:00 AM	4.9	44.2
11/17/2015 12:36:00 AM	4.4	42.4
11/17/2015 12:37:00 AM	5.1	44.4
11/17/2015 12:38:00 AM	5.1	44.9
11/17/2015 12:39:00 AM	4.9	45.3
11/17/2015 12:40:00 AM	4.9	44.2
11/17/2015 12:41:00 AM	4.7	43.1
11/17/2015 12:42:00 AM	4.9	43.7

11/17/2015 12:43:00 AM	4.6	41.6
11/17/2015 12:44:00 AM	4.4	43.2
11/17/2015 12:45:00 AM	4.2	41.8
11/17/2015 12:46:00 AM	4.1	46.8
11/17/2015 12:47:00 AM	5.5	45.0
11/17/2015 12:48:00 AM	4.1	40.5
11/17/2015 12:49:00 AM	4.7	43.1
11/17/2015 12:50:00 AM	4.5	43.3
11/17/2015 12:51:00 AM	4.9	42.2
11/17/2015 12:52:00 AM	4.4	44.6
11/17/2015 12:53:00 AM	5.1	43.8
11/17/2015 12:54:00 AM	4.2	46.9
11/17/2015 12:55:00 AM	5.4	48.7
11/17/2015 12:56:00 AM	6.0	43.8
11/17/2015 12:57:00 AM	4.7	46.1
11/17/2015 12:59:00 AM	5.1	43.6
11/17/2015 1:00:00 AM	4.4	40.8
11/17/2015 1:01:00 AM	4.3	42.5
11/17/2015 1:02:00 AM	4.8	43.4
11/17/2015 1:03:00 AM	4.7	43.5
11/17/2015 1:04:00 AM	4.5	43.3
11/17/2015 1:05:00 AM	5.1	46.2
11/17/2015 1:06:00 AM	4.9	43.7
11/17/2015 1:07:00 AM	5.1	46.2
11/17/2015 1:08:00 AM	4.6	43.0
11/17/2015 1:09:00 AM	5.2	45.0
11/17/2015 1:10:00 AM	4.9	48.0
11/17/2015 1:11:00 AM	6.0	45.8
11/17/2015 1:12:00 AM	5.4	51.4
11/17/2015 1:13:00 AM	5.5	45.1
11/17/2015 1:14:00 AM	5.1	45.1
11/17/2015 1:15:00 AM	5.2	49.5
11/17/2015 1:16:00 AM	6.0	47.7
11/17/2015 1:17:00 AM	5.1	43.9
11/17/2015 1:18:00 AM	5.1	46.6
11/17/2015 1:19:00 AM	6.0	47.8
11/17/2015 1:20:00 AM	5.7	48.7
11/17/2015 1:21:00 AM	5.7	48.2
11/17/2015 1:22:00 AM	5.5	49.2
11/17/2015 1:23:00 AM	5.5	47.4
11/17/2015 1:24:00 AM	5.5	44.3
11/17/2015 1:25:00 AM	5.4	47.7
11/17/2015 1:26:00 AM	5.7	47.9
11/17/2015 1:28:00 AM	5.6	43.0
11/17/2015 1:29:00 AM	4.8	44.2
11/17/2015 1:30:00 AM	5.2	46.2
11/17/2015 1:31:00 AM	5.5	46.6
11/17/2015 1:32:00 AM	4.7	43.3
11/17/2015 1:33:00 AM	4.7	41.0
11/17/2015 1:34:00 AM	5.3	48.3
11/17/2015 1:35:00 AM	5.7	48.6
11/17/2015 1:36:00 AM	6.0	50.6
11/17/2015 1:37:00 AM	5.9	49.9
11/17/2015 1:38:00 AM	5.5	47.8
11/17/2015 1:39:00 AM	6.1	49.3

11/17/2015 1:40:00 AM	5.2	45.5
11/17/2015 1:41:00 AM	5.2	46.7
11/17/2015 1:42:00 AM	6.0	51.0
11/17/2015 1:43:00 AM	5.3	49.6
11/17/2015 1:44:00 AM	5.3	46.3
11/17/2015 1:45:00 AM	5.8	49.4
11/17/2015 1:46:00 AM	5.6	48.5
11/17/2015 1:48:00 AM	6.6	53.4
11/17/2015 1:49:00 AM	6.3	52.0
11/17/2015 1:50:00 AM	6.4	50.7
11/17/2015 1:51:00 AM	6.0	48.6
11/17/2015 1:52:00 AM	5.7	47.6
11/17/2015 1:53:00 AM	5.3	46.3
11/17/2015 1:54:00 AM	5.0	45.9
11/17/2015 1:55:00 AM	5.6	47.9
11/17/2015 1:56:00 AM	5.2	46.9
11/17/2015 1:57:00 AM	5.5	45.6
11/17/2015 1:58:00 AM	5.1	47.7
11/17/2015 1:59:00 AM	5.2	42.8
11/17/2015 2:00:00 AM	4.1	39.8
11/17/2015 2:01:00 AM	4.1	41.5
11/17/2015 2:02:00 AM	4.2	42.2
11/17/2015 2:03:00 AM	4.6	46.2
11/17/2015 2:05:00 AM	3.9	48.4
11/17/2015 2:06:00 AM	5.3	46.3
11/17/2015 2:07:00 AM	5.0	43.4
11/17/2015 2:08:00 AM	4.9	48.3
11/17/2015 2:09:00 AM	5.1	46.2
11/17/2015 2:10:00 AM	4.6	46.8
11/17/2015 2:11:00 AM	4.3	45.3
11/17/2015 2:12:00 AM	5.2	42.9
11/17/2015 2:13:00 AM	3.9	40.8
11/17/2015 2:14:00 AM	4.3	44.4
11/17/2015 2:15:00 AM	4.9	45.9
11/17/2015 2:16:00 AM	4.4	42.8
11/17/2015 2:17:00 AM	4.7	42.3
11/17/2015 2:18:00 AM	4.4	45.4
11/17/2015 2:19:00 AM	5.2	43.6
11/17/2015 2:20:00 AM	4.6	42.5
11/17/2015 2:21:00 AM	4.6	45.7
11/17/2015 2:22:00 AM	5.2	46.0
11/17/2015 2:23:00 AM	4.9	43.9
11/17/2015 2:24:00 AM	4.9	44.6
11/17/2015 2:25:00 AM	5.1	45.7
11/17/2015 2:26:00 AM	5.0	46.4
11/17/2015 2:27:00 AM	4.9	41.6
11/17/2015 2:28:00 AM	4.2	44.7
11/17/2015 2:29:00 AM	5.4	47.2
11/17/2015 2:30:00 AM	5.5	46.2
11/17/2015 2:31:00 AM	5.5	48.7
11/17/2015 2:32:00 AM	5.8	50.3
11/17/2015 2:33:00 AM	5.6	46.7
11/17/2015 2:34:00 AM	5.4	51.1
11/17/2015 2:35:00 AM	6.3	46.7
11/17/2015 2:37:00 AM	6.3	50.8

11/17/2015 2:38:00 AM	5.2	47.1
11/17/2015 2:39:00 AM	5.4	45.8
11/17/2015 2:40:00 AM	4.9	43.4
11/17/2015 2:41:00 AM	5.1	45.5
11/17/2015 2:42:00 AM	4.9	43.4
11/17/2015 2:43:00 AM	4.6	40.5
11/17/2015 2:44:00 AM	4.2	41.4
11/17/2015 2:45:00 AM	4.0	40.5
11/17/2015 2:46:00 AM	4.4	43.2
11/17/2015 2:47:00 AM	4.5	40.0
11/17/2015 2:49:00 AM	4.0	46.2
11/17/2015 2:50:00 AM	3.8	40.4
11/17/2015 2:51:00 AM	4.2	42.7
11/17/2015 2:52:00 AM	4.0	40.1
11/17/2015 2:53:00 AM	4.0	40.5
11/17/2015 2:54:00 AM	4.4	43.3
11/17/2015 2:55:00 AM	4.8	43.3
11/17/2015 2:56:00 AM	5.0	44.7
11/17/2015 2:57:00 AM	5.1	43.6
11/17/2015 2:58:00 AM	4.9	43.7
11/17/2015 2:59:00 AM	5.5	47.1
11/17/2015 3:00:00 AM	5.3	43.2
11/17/2015 3:01:00 AM	4.7	45.2
11/17/2015 3:02:00 AM	5.1	43.3
11/17/2015 3:03:00 AM	5.1	44.1
11/17/2015 3:04:00 AM	5.0	45.2
11/17/2015 3:05:00 AM	4.9	41.9
11/17/2015 3:06:00 AM	5.0	46.8
11/17/2015 3:07:00 AM	5.8	47.1
11/17/2015 3:08:00 AM	5.5	48.8
11/17/2015 3:09:00 AM	5.9	46.7
11/17/2015 3:10:00 AM	4.8	44.0
11/17/2015 3:11:00 AM	5.4	50.0
11/17/2015 3:12:00 AM	5.8	47.8
11/17/2015 3:13:00 AM	5.2	44.3
11/17/2015 3:14:00 AM	5.0	47.2
11/17/2015 3:15:00 AM	5.2	44.8
11/17/2015 3:17:00 AM	5.3	46.1
11/17/2015 3:18:00 AM	4.4	41.8
11/17/2015 3:19:00 AM	5.2	48.7
11/17/2015 3:20:00 AM	5.9	48.6
11/17/2015 3:21:00 AM	4.7	47.4
11/17/2015 3:22:00 AM	6.1	47.5
11/17/2015 3:23:00 AM	5.1	47.7
11/17/2015 3:24:00 AM	5.4	47.2
11/17/2015 3:25:00 AM	5.5	46.1
11/17/2015 3:26:00 AM	5.3	46.2
11/17/2015 3:27:00 AM	5.3	48.7
11/17/2015 3:28:00 AM	5.4	44.8
11/17/2015 3:29:00 AM	5.1	44.0
11/17/2015 3:30:00 AM	4.2	43.6
11/17/2015 3:31:00 AM	4.8	42.8
11/17/2015 3:32:00 AM	4.4	42.7
11/17/2015 3:33:00 AM	4.6	49.2
11/17/2015 3:34:00 AM	5.8	46.0

11/17/2015 3:35:00 AM	5.5	47.5
11/17/2015 3:36:00 AM	4.6	42.5
11/17/2015 3:37:00 AM	4.7	46.8
11/17/2015 3:38:00 AM	4.9	42.2
11/17/2015 3:40:00 AM	4.7	46.8
11/17/2015 3:41:00 AM	5.5	51.8
11/17/2015 3:42:00 AM	6.2	49.1
11/17/2015 3:43:00 AM	5.0	44.6
11/17/2015 3:44:00 AM	5.0	45.6
11/17/2015 3:45:00 AM	5.2	44.4
11/17/2015 3:46:00 AM	4.7	46.8
11/17/2015 3:47:00 AM	6.3	49.3
11/17/2015 3:48:00 AM	4.8	44.8
11/17/2015 3:49:00 AM	5.8	47.4
11/17/2015 3:50:00 AM	5.5	46.8
11/17/2015 3:51:00 AM	5.3	45.3
11/17/2015 3:52:00 AM	5.4	44.9
11/17/2015 3:53:00 AM	5.6	48.4
11/17/2015 3:54:00 AM	5.4	45.4
11/17/2015 3:55:00 AM	5.3	46.2
11/17/2015 3:56:00 AM	5.4	49.8
11/17/2015 3:57:00 AM	6.2	46.7
11/17/2015 3:58:00 AM	5.3	45.8
11/17/2015 3:59:00 AM	6.1	50.5
11/17/2015 4:00:00 AM	6.0	45.4
11/17/2015 4:01:00 AM	5.6	50.2
11/17/2015 4:02:00 AM	6.2	50.1
11/17/2015 4:03:00 AM	5.3	44.5
11/17/2015 4:04:00 AM	5.2	45.0
11/17/2015 4:05:00 AM	5.8	48.3
11/17/2015 4:06:00 AM	5.5	49.3
11/17/2015 4:08:00 AM	5.1	45.5
11/17/2015 4:09:00 AM	5.9	48.2
11/17/2015 4:10:00 AM	5.0	47.8
11/17/2015 4:11:00 AM	5.5	48.2
11/17/2015 4:12:00 AM	5.8	49.7
11/17/2015 4:13:00 AM	6.0	50.6
11/17/2015 4:14:00 AM	5.7	46.4
11/17/2015 4:15:00 AM	4.9	44.2
11/17/2015 4:16:00 AM	5.0	44.2
11/17/2015 4:17:00 AM	6.1	49.2
11/17/2015 4:19:00 AM	5.8	49.1
11/17/2015 4:20:00 AM	5.7	48.9
11/17/2015 4:21:00 AM	6.1	49.7
11/17/2015 4:22:00 AM	6.1	49.6
11/17/2015 4:23:00 AM	5.8	51.0
11/17/2015 4:24:00 AM	6.7	52.4
11/17/2015 4:25:00 AM	5.6	48.5
11/17/2015 4:26:00 AM	6.2	52.3
11/17/2015 4:27:00 AM	5.4	46.8
11/17/2015 4:28:00 AM	5.9	49.8
11/17/2015 4:29:00 AM	4.9	46.4
11/17/2015 4:30:00 AM	6.1	50.7
11/17/2015 4:31:00 AM	5.4	49.0
11/17/2015 4:32:00 AM	5.5	46.4

11/17/2015 4:33:00 AM	4.9	45.9
11/17/2015 4:34:00 AM	5.1	43.9
11/17/2015 4:35:00 AM	5.1	48.1
11/17/2015 4:36:00 AM	5.5	47.8
11/17/2015 4:37:00 AM	5.2	42.3
11/17/2015 4:38:00 AM	5.0	45.9
11/17/2015 4:39:00 AM	5.7	47.4
11/17/2015 4:40:00 AM	4.7	43.7
11/17/2015 4:43:00 AM	5.3	50.2
11/17/2015 4:44:00 AM	5.1	52.0
11/17/2015 4:45:00 AM	5.8	48.8
11/17/2015 4:46:00 AM	5.6	47.1
11/17/2015 4:47:00 AM	5.4	47.7
11/17/2015 4:48:00 AM	5.6	47.5
11/17/2015 4:49:00 AM	5.5	46.1
11/17/2015 4:54:00 AM	5.8	47.8
11/17/2015 4:55:00 AM	5.7	49.3
11/17/2015 4:56:00 AM	5.7	46.7
11/17/2015 4:57:00 AM	5.3	49.0
11/17/2015 4:58:00 AM	6.0	49.4
11/17/2015 4:59:00 AM	5.9	48.7
11/17/2015 10:00:00 PM	6.6	54.0
11/17/2015 10:17:00 PM	7.2	53.1
11/17/2015 10:18:00 PM	7.1	52.0
11/17/2015 10:19:00 PM	6.6	51.0
11/17/2015 10:20:00 PM	5.4	50.3
11/17/2015 10:22:00 PM	7.0	54.5
11/17/2015 10:23:00 PM	6.3	49.6
11/17/2015 10:24:00 PM	6.4	51.2
11/17/2015 10:25:00 PM	6.8	52.8
11/17/2015 10:26:00 PM	6.1	47.9
11/17/2015 10:28:00 PM	6.9	52.9
11/17/2015 10:31:00 PM	7.0	51.5
11/17/2015 10:34:00 PM	6.3	52.6
11/17/2015 10:41:00 PM	7.5	53.3
11/17/2015 10:52:00 PM	7.3	53.8
11/17/2015 11:23:00 PM	7.1	54.1
11/17/2015 11:37:00 PM	6.8	54.3
11/17/2015 11:39:00 PM	7.3	52.7

Table 3 - Valid Total 1-mintue Sound Data - Monitor C
Jericho Farm Fall Audit, 1501440

Day and Time of Measurement [1]	Average Wind Speed (1 Minute Average)	Measured Leq (dBA)
09/18/2015 4:14:00 AM	3.5	45.7
09/18/2015 4:18:00 AM	3.8	45.9
09/18/2015 4:20:00 AM	3.6	45.5
09/18/2015 4:24:00 AM	3.8	43.8
09/18/2015 4:27:00 AM	3.7	43.8
09/18/2015 4:28:00 AM	3.6	44.4
09/18/2015 4:29:00 AM	3.6	44.2
09/18/2015 4:30:00 AM	3.9	44.9
09/18/2015 4:31:00 AM	4.2	44.2
09/18/2015 4:32:00 AM	3.6	44.4
09/18/2015 4:35:00 AM	3.6	44.3
09/18/2015 4:36:00 AM	3.7	44.1
09/18/2015 4:37:00 AM	3.8	44.0
09/18/2015 4:38:00 AM	3.7	44.0
09/18/2015 4:39:00 AM	4.3	44.1
09/18/2015 4:41:00 AM	3.6	44.1
09/18/2015 4:52:00 AM	3.7	44.8
09/18/2015 4:53:00 AM	4.3	45.1
09/18/2015 4:54:00 AM	4.0	44.7
09/18/2015 4:55:00 AM	3.6	44.0
09/18/2015 4:56:00 AM	3.6	44.2
09/19/2015 2:46:00 AM	4.1	46.6
09/19/2015 2:47:00 AM	3.5	47.0
09/19/2015 2:48:00 AM	4.6	47.4
09/19/2015 2:49:00 AM	4.3	47.6
09/19/2015 2:50:00 AM	3.6	46.8
09/19/2015 2:51:00 AM	3.5	48.0
09/19/2015 2:52:00 AM	3.7	47.8
09/19/2015 2:53:00 AM	4.4	47.2
09/19/2015 2:57:00 AM	4.0	46.1
09/19/2015 3:07:00 AM	3.7	49.2
09/19/2015 3:09:00 AM	3.9	49.2
09/19/2015 3:10:00 AM	4.3	47.0
09/19/2015 3:14:00 AM	3.9	47.0
09/19/2015 3:22:00 AM	3.9	47.5
09/19/2015 3:27:00 AM	3.9	48.8
09/19/2015 3:30:00 AM	4.7	48.9
09/19/2015 3:31:00 AM	5.1	48.5
09/19/2015 3:32:00 AM	4.6	49.1
09/19/2015 3:34:00 AM	5.1	48.5
09/19/2015 3:37:00 AM	3.6	46.1
09/19/2015 3:38:00 AM	4.3	46.8
09/19/2015 3:41:00 AM	3.7	48.8
09/19/2015 3:42:00 AM	4.1	48.8
09/19/2015 3:43:00 AM	3.8	48.9
09/19/2015 3:44:00 AM	3.8	48.3
09/19/2015 3:45:00 AM	4.5	48.8
09/19/2015 3:46:00 AM	4.7	50.0
09/19/2015 3:47:00 AM	4.3	49.6

09/19/2015 3:48:00 AM	4.4	49.9
09/19/2015 3:50:00 AM	4.1	47.0
09/19/2015 3:51:00 AM	3.6	46.8
09/19/2015 3:52:00 AM	4.0	46.8
09/19/2015 3:53:00 AM	3.8	47.1
09/19/2015 3:54:00 AM	4.5	47.4
09/19/2015 3:55:00 AM	4.6	49.3
09/19/2015 3:56:00 AM	4.5	49.1
09/19/2015 3:57:00 AM	5.1	49.2
09/19/2015 3:58:00 AM	4.9	49.7
09/19/2015 3:59:00 AM	4.6	49.5
09/19/2015 4:00:00 AM	4.5	49.3
09/19/2015 4:01:00 AM	3.9	48.8
09/19/2015 4:02:00 AM	3.8	47.7
09/19/2015 4:03:00 AM	4.3	47.1
09/19/2015 4:04:00 AM	3.8	47.4
09/19/2015 4:05:00 AM	4.5	47.7
09/19/2015 4:06:00 AM	4.6	47.8
09/19/2015 4:07:00 AM	4.3	48.7
09/19/2015 4:08:00 AM	4.1	49.2
09/19/2015 4:09:00 AM	3.9	49.5
09/19/2015 4:10:00 AM	3.6	49.7
09/19/2015 4:11:00 AM	4.0	49.7
09/19/2015 4:12:00 AM	4.3	49.2
09/19/2015 4:13:00 AM	5.1	47.7
09/19/2015 4:14:00 AM	4.4	47.5
09/19/2015 4:15:00 AM	4.1	47.3
09/19/2015 4:16:00 AM	5.2	47.9
09/19/2015 4:17:00 AM	4.0	47.4
09/19/2015 4:18:00 AM	4.5	48.7
09/19/2015 4:19:00 AM	4.7	49.2
09/19/2015 4:20:00 AM	5.0	49.1
09/19/2015 4:21:00 AM	4.1	48.7
09/19/2015 4:22:00 AM	5.0	49.0
09/19/2015 4:23:00 AM	5.1	48.9
09/19/2015 4:24:00 AM	3.8	48.9
09/19/2015 4:25:00 AM	3.7	49.0
09/19/2015 4:26:00 AM	4.5	49.2
09/19/2015 4:27:00 AM	5.4	49.1
09/19/2015 4:28:00 AM	4.9	49.2
09/19/2015 4:29:00 AM	4.4	48.4
09/19/2015 4:30:00 AM	5.7	50.2
09/19/2015 4:32:00 AM	4.3	48.5
09/19/2015 4:33:00 AM	5.0	48.8
09/19/2015 4:34:00 AM	4.9	48.8
09/19/2015 4:35:00 AM	4.4	48.1
09/19/2015 4:38:00 AM	4.6	48.9
09/19/2015 4:39:00 AM	5.6	48.9
09/19/2015 4:40:00 AM	4.6	48.4
09/19/2015 4:41:00 AM	4.9	48.9
09/19/2015 4:42:00 AM	6.0	49.6
09/19/2015 4:43:00 AM	5.3	48.6
09/19/2015 4:44:00 AM	3.7	48.3
09/19/2015 4:45:00 AM	5.0	48.4
09/19/2015 4:46:00 AM	4.7	48.4

09/19/2015 4:47:00 AM	6.1	51.8
09/19/2015 4:48:00 AM	6.4	50.1
09/19/2015 4:49:00 AM	5.2	48.6
09/19/2015 4:50:00 AM	6.3	50.3
09/19/2015 4:51:00 AM	6.3	51.6
09/19/2015 4:52:00 AM	5.9	50.1
09/19/2015 4:53:00 AM	5.8	49.8
09/19/2015 4:55:00 AM	4.8	48.8
09/19/2015 4:56:00 AM	4.6	48.3
09/19/2015 4:57:00 AM	5.0	48.7
09/19/2015 4:58:00 AM	5.5	48.9
09/19/2015 4:59:00 AM	5.0	48.9
09/20/2015 1:29:00 AM	3.6	40.7
09/27/2015 10:57:00 PM	3.6	44.6
09/27/2015 11:17:00 PM	3.7	43.5
09/28/2015 2:37:00 AM	3.9	44.3
09/28/2015 2:43:00 AM	4.0	44.1
09/28/2015 2:54:00 AM	3.5	43.9
09/28/2015 2:57:00 AM	3.8	44.2
09/28/2015 2:58:00 AM	3.7	42.2
09/28/2015 3:14:00 AM	3.6	42.1
09/28/2015 3:45:00 AM	3.5	42.6
09/28/2015 4:45:00 AM	3.7	43.1
09/28/2015 4:50:00 AM	4.0	43.1
09/28/2015 4:51:00 AM	3.7	43.7
09/28/2015 4:52:00 AM	3.6	43.1
09/28/2015 4:53:00 AM	3.8	44.1
09/28/2015 4:54:00 AM	3.9	43.8
09/28/2015 4:55:00 AM	3.5	43.1
09/28/2015 4:56:00 AM	4.1	44.2
09/28/2015 4:57:00 AM	4.7	44.0
09/28/2015 4:58:00 AM	3.9	43.6
09/28/2015 4:59:00 AM	3.7	43.6
09/28/2015 10:01:00 PM	3.7	43.4
09/28/2015 10:06:00 PM	3.5	44.1
09/28/2015 10:07:00 PM	3.7	43.5
09/28/2015 10:10:00 PM	4.2	44.0
09/28/2015 10:14:00 PM	3.5	42.5
09/28/2015 10:24:00 PM	3.8	42.9
09/29/2015 2:09:00 AM	3.6	43.3
09/29/2015 2:10:00 AM	3.5	43.7
09/29/2015 2:11:00 AM	3.7	43.4
09/29/2015 2:12:00 AM	3.7	43.3
09/29/2015 2:13:00 AM	3.8	44.5
09/29/2015 2:14:00 AM	3.8	44.2
09/29/2015 2:16:00 AM	3.9	44.4
09/29/2015 2:17:00 AM	4.1	44.5
09/29/2015 2:18:00 AM	3.9	43.7
09/29/2015 2:19:00 AM	4.2	44.0
09/29/2015 2:20:00 AM	4.9	44.3
09/29/2015 2:21:00 AM	4.4	44.0
09/29/2015 2:22:00 AM	3.5	43.6
09/29/2015 2:28:00 AM	3.6	43.9
09/29/2015 2:31:00 AM	3.6	43.5
09/29/2015 2:36:00 AM	3.6	45.6

09/29/2015 2:40:00 AM	3.7	46.1
09/29/2015 2:42:00 AM	3.7	45.9
09/29/2015 2:45:00 AM	3.5	46.6
09/29/2015 2:46:00 AM	3.5	46.1
09/29/2015 2:47:00 AM	3.6	46.1
09/29/2015 2:57:00 AM	4.2	46.6
09/29/2015 2:58:00 AM	4.4	46.5
09/29/2015 2:59:00 AM	4.1	46.4
09/29/2015 3:00:00 AM	4.4	46.0
09/29/2015 3:01:00 AM	4.0	46.3
09/29/2015 3:02:00 AM	4.2	46.2
09/29/2015 3:03:00 AM	4.1	46.3
09/29/2015 3:05:00 AM	4.3	46.4
09/29/2015 3:06:00 AM	3.7	46.5
09/29/2015 3:07:00 AM	3.9	46.5
09/29/2015 3:08:00 AM	4.3	46.1
09/29/2015 10:01:00 PM	4.1	44.9
09/29/2015 10:02:00 PM	4.1	45.1
09/29/2015 10:03:00 PM	4.8	44.1
09/29/2015 10:04:00 PM	4.8	45.0
09/29/2015 10:05:00 PM	5.0	44.0
09/29/2015 10:06:00 PM	4.4	43.2
09/29/2015 10:07:00 PM	3.8	42.5
09/29/2015 10:09:00 PM	4.2	42.1
09/29/2015 10:10:00 PM	4.1	43.0
09/29/2015 10:11:00 PM	3.8	43.6
09/29/2015 10:12:00 PM	4.1	49.1
09/29/2015 10:13:00 PM	4.0	44.8
09/29/2015 10:14:00 PM	4.6	43.9
09/29/2015 10:16:00 PM	4.6	44.1
09/29/2015 10:17:00 PM	4.3	44.6
09/29/2015 10:18:00 PM	4.3	44.8
09/29/2015 10:19:00 PM	5.2	45.9
09/29/2015 10:20:00 PM	4.0	43.4
09/29/2015 10:21:00 PM	3.8	44.1
09/29/2015 10:22:00 PM	4.6	43.4
09/29/2015 10:23:00 PM	5.4	47.8
09/29/2015 10:24:00 PM	4.7	45.6
09/29/2015 10:26:00 PM	4.3	42.6
09/29/2015 10:27:00 PM	4.1	43.8
09/29/2015 10:28:00 PM	4.1	42.7
09/29/2015 10:29:00 PM	3.5	41.6
09/29/2015 10:30:00 PM	4.3	43.1
09/29/2015 10:31:00 PM	4.2	40.9
09/29/2015 10:33:00 PM	4.3	44.9
09/29/2015 10:34:00 PM	5.2	45.4
09/29/2015 10:35:00 PM	4.3	43.1
09/29/2015 10:38:00 PM	3.9	42.4
09/29/2015 10:39:00 PM	4.9	45.4
09/29/2015 10:40:00 PM	4.9	45.9
09/29/2015 10:41:00 PM	6.3	51.3
09/29/2015 10:42:00 PM	5.4	45.2
09/29/2015 10:43:00 PM	4.0	44.8
09/29/2015 10:44:00 PM	4.5	43.0
09/29/2015 10:45:00 PM	4.1	41.9

09/29/2015 10:47:00 PM	3.9	41.3
09/29/2015 10:48:00 PM	4.1	43.8
09/29/2015 10:49:00 PM	4.3	44.2
09/29/2015 10:50:00 PM	4.3	44.0
09/29/2015 10:51:00 PM	4.1	42.1
09/29/2015 10:52:00 PM	4.6	41.8
09/29/2015 10:54:00 PM	3.6	44.7
09/29/2015 10:55:00 PM	4.6	42.5
09/29/2015 10:56:00 PM	4.1	41.8
09/29/2015 10:57:00 PM	3.7	42.1
09/29/2015 10:58:00 PM	3.7	41.3
09/29/2015 10:59:00 PM	3.8	40.7
09/29/2015 11:01:00 PM	4.3	42.6
09/29/2015 11:03:00 PM	3.8	44.2
09/29/2015 11:04:00 PM	5.7	48.6
09/29/2015 11:05:00 PM	4.3	44.1
09/29/2015 11:06:00 PM	4.2	45.8
09/29/2015 11:07:00 PM	5.2	44.8
09/29/2015 11:08:00 PM	3.8	44.5
09/29/2015 11:09:00 PM	5.4	44.9
09/29/2015 11:10:00 PM	4.5	46.0
09/29/2015 11:11:00 PM	4.4	44.4
09/29/2015 11:13:00 PM	4.3	42.5
09/29/2015 11:14:00 PM	4.2	42.7
09/29/2015 11:16:00 PM	5.2	43.5
09/29/2015 11:17:00 PM	3.8	42.3
09/29/2015 11:20:00 PM	3.7	42.0
09/29/2015 11:21:00 PM	4.3	43.6
09/29/2015 11:22:00 PM	3.7	40.8
09/29/2015 11:23:00 PM	3.9	41.8
09/29/2015 11:24:00 PM	4.2	44.0
09/29/2015 11:25:00 PM	5.0	45.4
09/29/2015 11:26:00 PM	5.1	45.0
09/29/2015 11:28:00 PM	4.3	45.1
09/29/2015 11:29:00 PM	3.6	41.4
09/29/2015 11:30:00 PM	3.8	41.9
09/29/2015 11:33:00 PM	4.1	42.2
09/29/2015 11:34:00 PM	4.6	42.8
09/29/2015 11:35:00 PM	3.5	41.6
09/29/2015 11:36:00 PM	4.0	44.6
09/29/2015 11:37:00 PM	4.7	42.1
09/29/2015 11:38:00 PM	3.6	40.5
09/29/2015 11:39:00 PM	3.7	41.3
09/29/2015 11:40:00 PM	3.6	41.2
09/29/2015 11:41:00 PM	3.5	40.0
09/29/2015 11:46:00 PM	4.3	42.2
09/29/2015 11:47:00 PM	3.9	42.0
09/29/2015 11:48:00 PM	3.5	41.8
09/29/2015 11:49:00 PM	3.6	44.2
09/29/2015 11:50:00 PM	4.8	42.5
09/29/2015 11:51:00 PM	4.5	45.5
09/29/2015 11:52:00 PM	4.3	44.4
09/29/2015 11:53:00 PM	5.5	46.4
09/29/2015 11:54:00 PM	4.0	42.3
09/29/2015 11:56:00 PM	4.1	43.6

09/29/2015 11:58:00 PM	4.3	46.5
09/29/2015 11:59:00 PM	5.5	46.3
09/30/2015 12:00:00 AM	4.8	43.4
09/30/2015 12:01:00 AM	4.7	44.6
09/30/2015 12:02:00 AM	4.6	43.0
09/30/2015 12:03:00 AM	3.9	42.5
09/30/2015 12:04:00 AM	5.0	45.1
09/30/2015 12:05:00 AM	4.4	44.2
09/30/2015 12:06:00 AM	4.1	43.8
09/30/2015 12:07:00 AM	5.2	45.5
09/30/2015 12:08:00 AM	5.2	46.0
09/30/2015 12:09:00 AM	4.8	43.5
09/30/2015 12:10:00 AM	3.8	41.6
09/30/2015 12:11:00 AM	4.7	46.6
09/30/2015 12:12:00 AM	4.9	43.6
09/30/2015 12:13:00 AM	4.7	44.9
09/30/2015 12:15:00 AM	5.2	44.7
09/30/2015 12:16:00 AM	5.4	46.8
09/30/2015 12:17:00 AM	5.4	46.5
09/30/2015 12:18:00 AM	4.6	43.4
09/30/2015 12:19:00 AM	4.6	43.2
09/30/2015 12:20:00 AM	3.8	41.5
09/30/2015 12:22:00 AM	4.4	44.6
09/30/2015 12:23:00 AM	3.9	43.0
09/30/2015 12:24:00 AM	4.7	44.5
09/30/2015 12:25:00 AM	5.1	46.1
09/30/2015 12:26:00 AM	3.8	42.2
09/30/2015 12:27:00 AM	4.2	45.3
09/30/2015 12:28:00 AM	4.9	44.0
09/30/2015 12:29:00 AM	4.4	44.1
09/30/2015 12:30:00 AM	3.7	45.4
09/30/2015 12:31:00 AM	5.7	45.8
09/30/2015 12:32:00 AM	4.2	42.2
09/30/2015 12:35:00 AM	5.1	46.0
09/30/2015 12:36:00 AM	6.1	48.5
09/30/2015 12:37:00 AM	5.8	46.9
09/30/2015 12:38:00 AM	5.7	45.5
09/30/2015 12:39:00 AM	4.8	43.6
09/30/2015 12:40:00 AM	5.2	44.9
09/30/2015 12:41:00 AM	4.8	46.9
09/30/2015 12:42:00 AM	6.3	48.7
09/30/2015 12:43:00 AM	4.8	44.4
09/30/2015 12:44:00 AM	5.0	43.8
09/30/2015 12:45:00 AM	4.9	46.2
09/30/2015 12:46:00 AM	5.6	46.7
09/30/2015 12:47:00 AM	3.8	42.3
09/30/2015 12:48:00 AM	3.6	42.4
09/30/2015 12:49:00 AM	3.8	45.4
09/30/2015 12:50:00 AM	5.9	47.5
09/30/2015 12:51:00 AM	4.9	47.0
09/30/2015 12:52:00 AM	5.4	49.2
09/30/2015 12:53:00 AM	4.8	44.3
09/30/2015 12:54:00 AM	4.8	43.2
09/30/2015 12:55:00 AM	3.8	42.0
09/30/2015 12:56:00 AM	4.4	46.1

09/30/2015 12:57:00 AM	5.0	45.8
09/30/2015 12:58:00 AM	5.5	46.7
09/30/2015 12:59:00 AM	4.5	42.9
09/30/2015 1:00:00 AM	3.8	45.0
09/30/2015 1:01:00 AM	5.0	45.6
09/30/2015 1:02:00 AM	4.3	42.6
09/30/2015 1:03:00 AM	3.5	42.7
09/30/2015 1:04:00 AM	4.5	45.3
09/30/2015 1:05:00 AM	4.7	43.7
09/30/2015 1:06:00 AM	4.7	45.8
09/30/2015 1:07:00 AM	4.7	42.8
09/30/2015 1:08:00 AM	4.9	45.2
09/30/2015 1:09:00 AM	4.8	44.6
09/30/2015 1:10:00 AM	5.8	49.6
09/30/2015 1:11:00 AM	4.5	44.2
09/30/2015 1:13:00 AM	6.3	49.2
09/30/2015 1:14:00 AM	6.1	52.4
09/30/2015 1:15:00 AM	6.6	48.5
09/30/2015 1:16:00 AM	5.8	47.4
09/30/2015 1:17:00 AM	5.0	44.8
09/30/2015 1:18:00 AM	5.5	48.1
09/30/2015 1:19:00 AM	5.1	45.8
09/30/2015 1:20:00 AM	5.2	46.5
09/30/2015 1:21:00 AM	4.9	44.5
09/30/2015 1:22:00 AM	4.1	43.1
09/30/2015 1:23:00 AM	4.7	46.0
09/30/2015 1:24:00 AM	5.3	45.3
09/30/2015 1:25:00 AM	5.3	46.1
09/30/2015 1:27:00 AM	5.9	50.0
09/30/2015 1:28:00 AM	5.7	46.4
09/30/2015 1:29:00 AM	4.8	45.5
09/30/2015 1:30:00 AM	4.9	45.7
09/30/2015 1:31:00 AM	4.3	43.8
09/30/2015 1:32:00 AM	4.5	43.4
09/30/2015 1:33:00 AM	4.3	47.0
09/30/2015 1:35:00 AM	4.3	42.3
09/30/2015 1:36:00 AM	4.1	44.2
09/30/2015 1:37:00 AM	5.1	44.0
09/30/2015 1:38:00 AM	4.5	43.7
09/30/2015 1:39:00 AM	4.7	44.8
09/30/2015 1:40:00 AM	4.7	44.2
09/30/2015 1:41:00 AM	3.9	42.0
09/30/2015 1:42:00 AM	4.8	43.9
09/30/2015 1:43:00 AM	4.2	43.1
09/30/2015 1:44:00 AM	4.2	43.9
09/30/2015 1:45:00 AM	4.2	43.5
09/30/2015 1:46:00 AM	4.5	43.6
09/30/2015 1:47:00 AM	4.4	43.5
09/30/2015 1:48:00 AM	3.8	43.6
09/30/2015 1:49:00 AM	4.6	47.8
09/30/2015 1:50:00 AM	4.8	43.2
09/30/2015 1:51:00 AM	4.2	43.0
09/30/2015 1:52:00 AM	3.9	42.9
09/30/2015 1:53:00 AM	3.8	43.0
09/30/2015 1:54:00 AM	4.1	44.7

09/30/2015 1:55:00 AM	4.9	42.6
09/30/2015 1:56:00 AM	3.7	42.1
09/30/2015 1:57:00 AM	4.2	42.2
09/30/2015 1:58:00 AM	4.4	43.9
09/30/2015 1:59:00 AM	4.3	42.4
09/30/2015 2:00:00 AM	4.7	45.6
09/30/2015 2:01:00 AM	5.0	42.8
09/30/2015 2:02:00 AM	4.5	44.3
09/30/2015 2:03:00 AM	5.1	44.5
09/30/2015 2:04:00 AM	3.8	43.2
09/30/2015 2:05:00 AM	3.6	43.0
09/30/2015 2:06:00 AM	4.3	42.6
09/30/2015 2:07:00 AM	4.9	44.7
09/30/2015 2:08:00 AM	5.0	44.9
09/30/2015 2:09:00 AM	3.9	42.1
09/30/2015 2:10:00 AM	4.8	44.3
09/30/2015 2:11:00 AM	3.9	43.2
09/30/2015 2:12:00 AM	4.1	43.1
09/30/2015 2:15:00 AM	5.7	50.5
09/30/2015 2:16:00 AM	5.7	47.7
09/30/2015 2:17:00 AM	5.1	44.1
09/30/2015 2:18:00 AM	3.9	42.4
09/30/2015 2:19:00 AM	4.6	46.7
09/30/2015 2:20:00 AM	4.0	42.5
09/30/2015 2:21:00 AM	4.0	43.2
09/30/2015 2:22:00 AM	4.5	41.4
09/30/2015 2:24:00 AM	4.3	44.0
09/30/2015 2:25:00 AM	4.3	45.3
09/30/2015 2:26:00 AM	6.3	49.0
09/30/2015 2:27:00 AM	5.4	46.8
09/30/2015 2:28:00 AM	5.2	44.5
09/30/2015 2:29:00 AM	5.2	46.0
09/30/2015 2:30:00 AM	5.7	46.9
09/30/2015 2:31:00 AM	4.8	43.4
09/30/2015 2:32:00 AM	4.6	41.9
09/30/2015 2:33:00 AM	4.5	46.0
09/30/2015 2:34:00 AM	4.8	43.9
09/30/2015 2:35:00 AM	3.9	42.6
09/30/2015 2:36:00 AM	4.9	46.7
09/30/2015 2:37:00 AM	5.0	43.7
09/30/2015 2:38:00 AM	4.5	44.0
09/30/2015 2:39:00 AM	4.8	42.5
09/30/2015 2:40:00 AM	4.0	44.5
09/30/2015 2:41:00 AM	4.3	43.6
09/30/2015 2:42:00 AM	5.4	44.9
09/30/2015 2:43:00 AM	4.8	46.7
09/30/2015 2:44:00 AM	5.4	44.9
09/30/2015 2:45:00 AM	5.4	46.4
09/30/2015 2:46:00 AM	5.0	44.0
09/30/2015 2:47:00 AM	4.2	46.0
09/30/2015 2:48:00 AM	4.8	44.9
09/30/2015 2:49:00 AM	5.7	48.4
09/30/2015 2:50:00 AM	4.6	42.6
09/30/2015 2:51:00 AM	4.2	42.8
09/30/2015 2:52:00 AM	4.8	43.4

09/30/2015 2:53:00 AM	4.9	48.4
09/30/2015 2:54:00 AM	5.3	43.7
09/30/2015 2:55:00 AM	4.4	44.9
09/30/2015 2:56:00 AM	5.0	45.3
09/30/2015 2:58:00 AM	5.7	49.7
09/30/2015 2:59:00 AM	5.4	44.8
09/30/2015 3:00:00 AM	4.8	43.5
09/30/2015 3:01:00 AM	4.2	43.3
09/30/2015 3:02:00 AM	5.4	44.8
09/30/2015 3:03:00 AM	4.2	41.2
09/30/2015 3:04:00 AM	4.0	45.0
09/30/2015 3:05:00 AM	5.0	44.7
09/30/2015 3:06:00 AM	5.0	42.6
09/30/2015 3:07:00 AM	4.7	47.0
09/30/2015 3:08:00 AM	4.8	42.6
09/30/2015 3:09:00 AM	4.3	41.6
09/30/2015 3:10:00 AM	4.2	40.7
09/30/2015 3:11:00 AM	3.8	41.6
09/30/2015 3:12:00 AM	4.7	41.5
09/30/2015 3:13:00 AM	4.3	41.1
09/30/2015 3:14:00 AM	3.8	40.5
09/30/2015 3:18:00 AM	4.0	41.7
09/30/2015 3:19:00 AM	4.6	42.8
09/30/2015 3:20:00 AM	4.8	43.7
09/30/2015 3:21:00 AM	5.1	42.9
09/30/2015 3:22:00 AM	3.9	44.7
09/30/2015 3:23:00 AM	5.2	44.1
09/30/2015 3:24:00 AM	4.8	43.3
09/30/2015 3:25:00 AM	3.5	42.2
09/30/2015 3:26:00 AM	3.6	43.8
09/30/2015 3:27:00 AM	5.2	43.7
09/30/2015 3:28:00 AM	5.3	45.7
09/30/2015 3:29:00 AM	4.5	41.9
09/30/2015 3:31:00 AM	4.6	46.9
09/30/2015 3:32:00 AM	5.1	46.0
09/30/2015 3:33:00 AM	3.6	40.2
09/30/2015 3:34:00 AM	4.1	42.4
09/30/2015 3:35:00 AM	4.8	45.7
09/30/2015 3:36:00 AM	4.9	45.0
09/30/2015 3:37:00 AM	4.2	42.0
09/30/2015 3:38:00 AM	3.6	41.2
09/30/2015 3:39:00 AM	4.4	42.4
09/30/2015 3:40:00 AM	4.3	42.1
09/30/2015 3:41:00 AM	4.0	42.0
09/30/2015 3:43:00 AM	4.2	43.5
09/30/2015 3:44:00 AM	4.8	42.8
09/30/2015 3:45:00 AM	4.2	41.8
09/30/2015 3:46:00 AM	4.0	41.6
09/30/2015 3:48:00 AM	4.4	40.6
09/30/2015 3:50:00 AM	3.7	41.9
09/30/2015 3:51:00 AM	3.6	39.7
09/30/2015 3:53:00 AM	3.9	42.7
09/30/2015 3:54:00 AM	4.8	43.6
09/30/2015 3:55:00 AM	4.8	41.7
09/30/2015 3:56:00 AM	4.0	41.0

09/30/2015 3:57:00 AM	3.7	39.7
09/30/2015 3:58:00 AM	3.5	40.1
09/30/2015 3:59:00 AM	3.8	40.7
09/30/2015 4:00:00 AM	3.9	41.1
09/30/2015 4:02:00 AM	3.7	39.7
09/30/2015 4:03:00 AM	3.8	44.6
09/30/2015 4:04:00 AM	4.9	44.2
09/30/2015 4:06:00 AM	3.8	42.1
09/30/2015 4:07:00 AM	4.6	45.6
09/30/2015 4:09:00 AM	5.7	46.0
09/30/2015 4:10:00 AM	4.9	47.2
09/30/2015 4:11:00 AM	5.3	45.5
09/30/2015 4:12:00 AM	4.9	43.4
09/30/2015 4:13:00 AM	4.8	43.8
09/30/2015 4:14:00 AM	4.4	44.3
09/30/2015 4:15:00 AM	4.3	43.3
09/30/2015 4:16:00 AM	4.2	44.3
09/30/2015 4:17:00 AM	4.3	43.5
09/30/2015 4:18:00 AM	4.3	42.1
09/30/2015 4:19:00 AM	4.2	44.9
09/30/2015 4:20:00 AM	5.1	43.5
09/30/2015 4:22:00 AM	4.6	42.9
09/30/2015 4:24:00 AM	5.3	44.1
09/30/2015 4:25:00 AM	4.4	42.7
09/30/2015 4:28:00 AM	5.0	42.6
09/30/2015 4:29:00 AM	4.1	39.7
09/30/2015 4:35:00 AM	3.9	39.6
09/30/2015 4:36:00 AM	3.8	41.6
09/30/2015 4:37:00 AM	4.0	41.2
09/30/2015 4:38:00 AM	3.9	39.2
09/30/2015 4:39:00 AM	3.6	39.5
09/30/2015 4:40:00 AM	3.8	40.1
09/30/2015 4:41:00 AM	3.7	41.1
09/30/2015 4:43:00 AM	3.9	39.8
09/30/2015 4:44:00 AM	3.9	41.0
09/30/2015 4:45:00 AM	3.8	40.4
09/30/2015 4:46:00 AM	4.2	43.3
09/30/2015 4:47:00 AM	4.6	43.4
09/30/2015 4:48:00 AM	4.5	41.5
09/30/2015 4:49:00 AM	4.0	40.8
09/30/2015 4:50:00 AM	4.6	42.5
09/30/2015 4:51:00 AM	3.5	40.4
09/30/2015 4:52:00 AM	3.6	41.4
09/30/2015 4:53:00 AM	4.1	39.8
09/30/2015 4:58:00 AM	4.0	40.8
09/30/2015 10:00:00 PM	4.0	45.7
09/30/2015 10:01:00 PM	4.6	44.3
09/30/2015 10:02:00 PM	4.0	41.8
09/30/2015 10:03:00 PM	3.8	43.3
09/30/2015 10:04:00 PM	3.7	42.1
09/30/2015 10:06:00 PM	4.1	43.5
09/30/2015 10:07:00 PM	3.7	42.2
09/30/2015 10:08:00 PM	3.6	43.1
09/30/2015 10:09:00 PM	4.5	45.1
09/30/2015 10:10:00 PM	4.8	44.8

09/30/2015 10:11:00 PM	3.9	42.9
09/30/2015 10:12:00 PM	4.3	43.1
09/30/2015 10:13:00 PM	4.1	45.0
09/30/2015 10:14:00 PM	5.1	46.6
09/30/2015 10:15:00 PM	4.4	45.9
09/30/2015 10:16:00 PM	4.0	43.3
09/30/2015 10:17:00 PM	4.0	42.6
09/30/2015 10:18:00 PM	4.0	43.7
09/30/2015 10:19:00 PM	4.3	48.6
09/30/2015 10:22:00 PM	4.0	42.8
09/30/2015 10:23:00 PM	4.6	44.0
09/30/2015 10:24:00 PM	3.7	40.5
09/30/2015 10:25:00 PM	3.5	44.0
09/30/2015 10:26:00 PM	4.3	43.0
09/30/2015 10:28:00 PM	4.2	42.1
09/30/2015 10:30:00 PM	4.1	42.4
09/30/2015 10:31:00 PM	3.6	41.6
09/30/2015 10:32:00 PM	3.9	41.0
09/30/2015 10:34:00 PM	3.6	41.2
09/30/2015 10:35:00 PM	3.9	41.1
09/30/2015 10:37:00 PM	4.1	40.8
09/30/2015 10:39:00 PM	3.5	41.3
09/30/2015 10:40:00 PM	3.7	40.2
09/30/2015 10:41:00 PM	3.8	40.0
09/30/2015 10:44:00 PM	3.9	40.8
09/30/2015 10:45:00 PM	3.7	40.7
09/30/2015 10:50:00 PM	3.6	42.0
09/30/2015 10:51:00 PM	4.2	43.0
09/30/2015 10:52:00 PM	3.9	40.4
09/30/2015 10:53:00 PM	3.7	39.7
09/30/2015 10:54:00 PM	3.6	39.4
09/30/2015 10:55:00 PM	3.7	39.3
09/30/2015 10:56:00 PM	3.7	40.2
09/30/2015 11:04:00 PM	3.9	40.2
09/30/2015 11:07:00 PM	3.6	38.4
09/30/2015 11:09:00 PM	3.6	40.3
09/30/2015 11:12:00 PM	3.6	38.8
09/30/2015 11:16:00 PM	3.7	38.9
09/30/2015 11:19:00 PM	3.6	39.6
09/30/2015 11:22:00 PM	3.6	38.8
09/30/2015 11:27:00 PM	3.5	41.4
09/30/2015 11:28:00 PM	3.7	38.1
09/30/2015 11:32:00 PM	3.8	39.9
09/30/2015 11:33:00 PM	3.9	40.1
09/30/2015 11:34:00 PM	3.9	39.8
09/30/2015 11:35:00 PM	3.8	39.8
09/30/2015 11:38:00 PM	3.6	38.5
09/30/2015 11:40:00 PM	3.6	39.8
09/30/2015 11:41:00 PM	3.6	40.0
09/30/2015 11:43:00 PM	4.0	40.5
09/30/2015 11:44:00 PM	3.9	40.9
09/30/2015 11:45:00 PM	3.6	39.4
09/30/2015 11:50:00 PM	4.1	40.3
09/30/2015 11:51:00 PM	3.7	39.6
09/30/2015 11:52:00 PM	4.0	41.6

09/30/2015 11:53:00 PM	4.3	43.7
09/30/2015 11:54:00 PM	4.3	41.0
09/30/2015 11:55:00 PM	3.9	41.8
09/30/2015 11:56:00 PM	4.0	40.1
09/30/2015 11:57:00 PM	4.1	40.8
09/30/2015 11:58:00 PM	3.5	39.8
09/30/2015 11:59:00 PM	3.9	39.8
10/01/2015 12:00:00 AM	3.7	39.2
10/01/2015 12:01:00 AM	3.7	38.7
10/01/2015 12:02:00 AM	3.5	38.7
10/01/2015 12:04:00 AM	3.6	38.3
10/01/2015 12:05:00 AM	3.6	38.1
10/01/2015 12:13:00 AM	3.5	41.0
10/01/2015 12:14:00 AM	3.5	40.1
10/01/2015 12:17:00 AM	3.8	41.3
10/01/2015 12:18:00 AM	3.8	40.9
10/01/2015 12:19:00 AM	3.6	40.6
10/01/2015 12:20:00 AM	3.8	41.8
10/01/2015 12:21:00 AM	3.8	42.6
10/01/2015 12:22:00 AM	4.0	42.2
10/01/2015 12:23:00 AM	3.6	41.6
10/01/2015 12:32:00 AM	3.7	41.6
10/01/2015 12:33:00 AM	3.6	40.6
10/01/2015 12:34:00 AM	3.9	41.7
10/01/2015 12:35:00 AM	4.4	43.4
10/01/2015 12:36:00 AM	3.6	42.4
10/01/2015 12:37:00 AM	3.9	41.9
10/01/2015 12:39:00 AM	4.2	43.6
10/01/2015 12:42:00 AM	4.0	45.2
10/01/2015 12:43:00 AM	4.9	43.3
10/01/2015 12:44:00 AM	4.1	44.6
10/01/2015 12:45:00 AM	4.6	43.6
10/01/2015 12:47:00 AM	4.3	45.6
10/01/2015 12:48:00 AM	4.9	45.5
10/01/2015 12:49:00 AM	4.0	42.8
10/01/2015 12:50:00 AM	4.1	41.0
10/01/2015 12:51:00 AM	4.1	45.1
10/01/2015 12:52:00 AM	4.5	44.6
10/01/2015 12:53:00 AM	4.2	45.0
10/01/2015 12:54:00 AM	4.5	43.0
10/01/2015 12:55:00 AM	3.8	41.7
10/01/2015 12:56:00 AM	3.7	42.6
10/01/2015 12:57:00 AM	4.4	46.5
10/01/2015 12:58:00 AM	4.2	42.5
10/01/2015 1:00:00 AM	3.8	41.1
10/01/2015 1:03:00 AM	4.8	43.3
10/01/2015 1:05:00 AM	4.2	42.6
10/01/2015 1:06:00 AM	3.8	42.5
10/01/2015 1:07:00 AM	3.9	43.2
10/01/2015 1:08:00 AM	3.6	40.6
10/01/2015 1:10:00 AM	3.9	42.6
10/01/2015 1:11:00 AM	4.0	42.5
10/01/2015 1:12:00 AM	3.8	41.3
10/01/2015 1:13:00 AM	4.1	45.6
10/01/2015 1:14:00 AM	4.2	41.7

10/01/2015 1:15:00 AM	3.8	42.4
10/01/2015 1:16:00 AM	4.2	43.8
10/01/2015 1:17:00 AM	3.9	41.5
10/01/2015 1:18:00 AM	4.0	42.8
10/01/2015 1:19:00 AM	3.8	41.2
10/01/2015 1:20:00 AM	4.1	44.2
10/01/2015 1:21:00 AM	3.9	43.9
10/01/2015 1:22:00 AM	4.3	43.1
10/01/2015 1:23:00 AM	3.7	43.4
10/01/2015 1:24:00 AM	4.5	42.8
10/01/2015 1:25:00 AM	3.8	42.8
10/01/2015 1:26:00 AM	3.9	42.3
10/01/2015 1:27:00 AM	4.1	43.7
10/01/2015 1:28:00 AM	3.5	41.1
10/01/2015 1:29:00 AM	3.7	42.8
10/01/2015 1:30:00 AM	3.9	42.1
10/01/2015 1:31:00 AM	3.5	41.3
10/01/2015 1:32:00 AM	4.0	43.3
10/01/2015 1:33:00 AM	3.9	41.5
10/01/2015 1:34:00 AM	4.5	44.3
10/01/2015 1:35:00 AM	4.0	43.5
10/01/2015 1:36:00 AM	4.4	41.7
10/01/2015 1:38:00 AM	4.7	46.8
10/01/2015 1:39:00 AM	4.5	46.1
10/01/2015 1:40:00 AM	4.1	42.2
10/01/2015 1:42:00 AM	3.8	44.2
10/01/2015 1:43:00 AM	4.1	42.3
10/01/2015 1:44:00 AM	4.1	43.7
10/01/2015 1:45:00 AM	3.8	43.5
10/01/2015 1:47:00 AM	3.9	43.5
10/01/2015 1:48:00 AM	4.0	43.3
10/01/2015 1:49:00 AM	3.6	43.2
10/01/2015 1:50:00 AM	3.9	40.4
10/01/2015 1:53:00 AM	3.6	45.4
10/01/2015 1:54:00 AM	5.0	48.1
10/01/2015 1:55:00 AM	3.8	41.7
10/01/2015 1:56:00 AM	4.0	44.3
10/01/2015 1:57:00 AM	4.2	44.0
10/01/2015 1:58:00 AM	4.5	45.3
10/01/2015 1:59:00 AM	4.7	45.5
10/01/2015 2:00:00 AM	4.2	43.5
10/01/2015 2:01:00 AM	4.4	46.7
10/01/2015 2:02:00 AM	4.2	44.0
10/01/2015 2:03:00 AM	3.7	42.6
10/01/2015 2:04:00 AM	4.2	44.7
10/01/2015 2:05:00 AM	3.9	42.0
10/01/2015 2:09:00 AM	4.2	44.9
10/01/2015 2:10:00 AM	4.8	47.4
10/01/2015 2:11:00 AM	4.2	44.4
10/01/2015 2:12:00 AM	3.7	43.2
10/01/2015 2:13:00 AM	4.1	45.3
10/01/2015 2:14:00 AM	3.7	43.0
10/01/2015 2:15:00 AM	3.7	45.0
10/01/2015 2:16:00 AM	4.3	45.8
10/01/2015 2:17:00 AM	4.2	45.0

10/01/2015 2:18:00 AM	4.3	45.5
10/01/2015 2:19:00 AM	4.2	43.0
10/01/2015 2:21:00 AM	4.3	44.5
10/01/2015 2:22:00 AM	4.0	43.0
10/01/2015 2:24:00 AM	4.4	43.3
10/01/2015 2:25:00 AM	3.8	42.2
10/01/2015 2:26:00 AM	3.8	42.1
10/01/2015 2:27:00 AM	3.8	41.7
10/01/2015 2:28:00 AM	3.8	41.2
10/01/2015 2:30:00 AM	4.2	44.6
10/01/2015 2:31:00 AM	4.5	44.2
10/01/2015 2:32:00 AM	4.4	47.0
10/01/2015 2:33:00 AM	4.3	44.8
10/01/2015 2:34:00 AM	3.9	44.6
10/01/2015 2:35:00 AM	3.7	43.2
10/01/2015 2:36:00 AM	4.3	43.8
10/01/2015 2:37:00 AM	4.5	43.5
10/01/2015 2:38:00 AM	4.2	45.3
10/01/2015 2:39:00 AM	4.7	44.6
10/01/2015 2:40:00 AM	4.1	42.8
10/01/2015 2:42:00 AM	3.7	43.6
10/01/2015 2:43:00 AM	4.2	44.1
10/01/2015 2:44:00 AM	4.6	47.4
10/01/2015 2:45:00 AM	4.1	42.7
10/01/2015 2:47:00 AM	3.7	44.0
10/01/2015 2:48:00 AM	4.9	49.7
10/01/2015 2:49:00 AM	4.9	47.3
10/01/2015 2:50:00 AM	4.7	47.6
10/01/2015 2:51:00 AM	5.3	48.3
10/01/2015 2:52:00 AM	5.3	46.4
10/01/2015 2:53:00 AM	4.3	43.4
10/01/2015 2:54:00 AM	3.7	45.6
10/01/2015 2:55:00 AM	4.7	45.0
10/01/2015 2:56:00 AM	4.2	44.7
10/01/2015 2:57:00 AM	4.0	43.8
10/01/2015 2:58:00 AM	3.6	45.3
10/01/2015 3:00:00 AM	4.5	46.9
10/01/2015 3:03:00 AM	3.7	45.8
10/01/2015 3:04:00 AM	5.2	48.2
10/01/2015 3:05:00 AM	4.9	45.8
10/01/2015 3:06:00 AM	4.9	46.3
10/01/2015 3:07:00 AM	4.2	43.7
10/01/2015 3:08:00 AM	3.9	42.3
10/01/2015 3:09:00 AM	4.1	44.2
10/01/2015 3:10:00 AM	3.9	43.9
10/01/2015 3:11:00 AM	4.4	46.1
10/01/2015 3:12:00 AM	4.9	48.5
10/01/2015 3:13:00 AM	4.4	46.7
10/01/2015 3:14:00 AM	5.1	46.9
10/01/2015 3:15:00 AM	4.5	42.6
10/01/2015 3:17:00 AM	3.7	44.7
10/01/2015 3:18:00 AM	3.5	44.0
10/01/2015 3:19:00 AM	4.5	47.7
10/01/2015 3:20:00 AM	4.3	47.2
10/01/2015 3:21:00 AM	4.9	44.5

10/01/2015 3:22:00 AM	3.7	43.3
10/01/2015 3:24:00 AM	4.2	44.9
10/01/2015 3:25:00 AM	4.1	47.6
10/01/2015 3:26:00 AM	4.9	46.0
10/01/2015 3:27:00 AM	4.8	46.9
10/01/2015 3:28:00 AM	4.1	43.4
10/01/2015 3:29:00 AM	4.2	43.7
10/01/2015 3:30:00 AM	4.5	44.2
10/01/2015 3:31:00 AM	3.7	42.5
10/01/2015 3:32:00 AM	3.6	42.2
10/01/2015 3:33:00 AM	3.7	43.4
10/01/2015 3:34:00 AM	4.3	43.8
10/01/2015 3:35:00 AM	4.2	44.9
10/01/2015 3:36:00 AM	3.6	41.8
10/01/2015 3:37:00 AM	3.5	41.0
10/01/2015 3:39:00 AM	4.1	43.2
10/01/2015 3:41:00 AM	3.7	42.3
10/01/2015 3:42:00 AM	3.8	43.0
10/01/2015 3:43:00 AM	4.2	43.2
10/01/2015 3:44:00 AM	3.6	41.1
10/01/2015 3:45:00 AM	3.9	43.2
10/01/2015 3:46:00 AM	4.2	44.3
10/01/2015 3:47:00 AM	4.1	44.9
10/01/2015 3:48:00 AM	5.1	46.9
10/01/2015 3:49:00 AM	3.9	41.8
10/01/2015 3:50:00 AM	4.4	47.2
10/01/2015 3:51:00 AM	4.2	44.4
10/01/2015 3:52:00 AM	4.2	43.0
10/01/2015 3:53:00 AM	4.0	41.6
10/01/2015 3:54:00 AM	3.7	42.3
10/01/2015 3:55:00 AM	3.6	45.4
10/01/2015 3:56:00 AM	4.5	47.8
10/01/2015 3:57:00 AM	5.3	47.8
10/01/2015 3:58:00 AM	4.4	41.8
10/01/2015 3:59:00 AM	3.9	41.5
10/01/2015 4:00:00 AM	4.2	43.0
10/01/2015 4:01:00 AM	4.1	43.6
10/01/2015 4:02:00 AM	4.2	43.0
10/01/2015 4:03:00 AM	3.6	40.5
10/01/2015 4:05:00 AM	4.2	45.1
10/01/2015 4:06:00 AM	4.1	40.9
10/01/2015 4:07:00 AM	4.0	42.6
10/01/2015 4:08:00 AM	3.8	40.6
10/01/2015 4:09:00 AM	3.8	41.7
10/01/2015 4:10:00 AM	3.5	42.6
10/01/2015 4:11:00 AM	3.9	41.4
10/01/2015 4:12:00 AM	3.9	43.5
10/01/2015 4:13:00 AM	4.1	42.3
10/01/2015 4:14:00 AM	3.7	41.7
10/01/2015 4:15:00 AM	4.1	44.4
10/01/2015 4:16:00 AM	3.7	43.0
10/01/2015 4:17:00 AM	3.7	41.5
10/01/2015 4:18:00 AM	3.5	42.0
10/01/2015 4:19:00 AM	3.9	43.0
10/01/2015 4:20:00 AM	3.8	40.9

10/01/2015 4:22:00 AM	4.0	43.1
10/01/2015 4:23:00 AM	3.7	42.7
10/01/2015 4:25:00 AM	3.8	41.8
10/01/2015 4:27:00 AM	3.9	42.6
10/01/2015 4:28:00 AM	4.6	44.3
10/01/2015 4:29:00 AM	4.0	41.2
10/01/2015 4:30:00 AM	3.7	40.1
10/01/2015 4:31:00 AM	4.1	43.4
10/01/2015 4:32:00 AM	4.6	43.7
10/01/2015 4:33:00 AM	3.9	41.3
10/01/2015 4:34:00 AM	3.8	42.2
10/01/2015 4:35:00 AM	4.7	42.9
10/01/2015 4:36:00 AM	3.7	41.2
10/01/2015 4:37:00 AM	3.7	38.0
10/01/2015 4:38:00 AM	3.8	38.2
10/01/2015 4:39:00 AM	3.6	37.1
10/01/2015 4:42:00 AM	3.6	38.6
10/01/2015 4:43:00 AM	3.6	36.6
10/01/2015 4:44:00 AM	3.6	40.5
10/01/2015 4:45:00 AM	3.8	37.5
10/01/2015 4:53:00 AM	3.5	39.8
10/01/2015 4:54:00 AM	3.5	39.7
10/01/2015 4:55:00 AM	3.5	39.3
10/01/2015 4:56:00 AM	3.5	39.2
10/01/2015 4:59:00 AM	3.9	39.6
10/01/2015 10:00:00 PM	3.8	43.7
10/01/2015 10:01:00 PM	4.2	46.9
10/01/2015 10:02:00 PM	4.2	50.4
10/01/2015 10:03:00 PM	4.2	46.9
10/01/2015 10:05:00 PM	4.5	49.9
10/01/2015 10:06:00 PM	5.0	50.6
10/01/2015 10:07:00 PM	3.9	49.0
10/01/2015 10:08:00 PM	4.1	48.2
10/01/2015 10:09:00 PM	4.0	47.3
10/01/2015 10:10:00 PM	4.0	46.8
10/01/2015 10:11:00 PM	4.9	47.7
10/01/2015 10:12:00 PM	5.0	47.0
10/01/2015 10:13:00 PM	4.4	44.4
10/01/2015 10:14:00 PM	4.4	45.8
10/01/2015 10:15:00 PM	4.5	45.3
10/01/2015 10:16:00 PM	4.1	46.3
10/01/2015 10:17:00 PM	4.4	46.7
10/01/2015 10:18:00 PM	4.4	46.7
10/01/2015 10:19:00 PM	4.4	45.8
10/01/2015 10:20:00 PM	4.1	46.4
10/01/2015 10:21:00 PM	4.4	45.8
10/01/2015 10:22:00 PM	4.2	48.0
10/01/2015 10:23:00 PM	3.8	46.8
10/01/2015 10:24:00 PM	3.9	49.7
10/01/2015 10:25:00 PM	5.1	50.7
10/01/2015 10:26:00 PM	3.9	51.3
10/01/2015 10:27:00 PM	4.2	46.5
10/01/2015 10:28:00 PM	4.5	47.0
10/01/2015 10:29:00 PM	4.2	44.2
10/01/2015 10:30:00 PM	4.4	44.6

10/01/2015 10:31:00 PM	4.4	47.6
10/01/2015 10:32:00 PM	4.3	47.8
10/01/2015 10:34:00 PM	4.3	47.7
10/01/2015 10:37:00 PM	4.6	50.3
10/01/2015 10:38:00 PM	4.7	49.5
10/01/2015 10:39:00 PM	4.1	46.8
10/01/2015 10:40:00 PM	4.0	47.3
10/01/2015 10:41:00 PM	4.4	49.1
10/01/2015 10:42:00 PM	4.9	45.2
10/01/2015 10:43:00 PM	4.3	46.8
10/01/2015 10:44:00 PM	3.9	44.3
10/01/2015 10:45:00 PM	3.9	42.6
10/01/2015 10:47:00 PM	4.9	45.4
10/01/2015 10:48:00 PM	4.0	44.1
10/01/2015 10:49:00 PM	4.1	43.7
10/01/2015 10:51:00 PM	3.5	42.1
10/01/2015 10:52:00 PM	3.9	44.0
10/01/2015 10:53:00 PM	4.5	44.8
10/01/2015 10:54:00 PM	4.2	44.8
10/01/2015 10:55:00 PM	3.8	47.8
10/01/2015 10:56:00 PM	3.7	46.8
10/01/2015 10:57:00 PM	3.9	49.0
10/01/2015 10:58:00 PM	4.1	50.4
10/01/2015 10:59:00 PM	4.0	43.7
10/01/2015 11:00:00 PM	4.3	47.6
10/01/2015 11:01:00 PM	3.9	49.7
10/01/2015 11:02:00 PM	4.5	48.1
10/01/2015 11:03:00 PM	4.2	47.4
10/01/2015 11:04:00 PM	3.6	46.4
10/01/2015 11:05:00 PM	3.6	46.2
10/01/2015 11:06:00 PM	3.6	46.6
10/01/2015 11:07:00 PM	4.4	46.0
10/01/2015 11:08:00 PM	4.1	44.7
10/01/2015 11:09:00 PM	4.0	43.1
10/01/2015 11:10:00 PM	3.6	45.4
10/01/2015 11:11:00 PM	4.0	44.3
10/01/2015 11:12:00 PM	4.6	44.8
10/01/2015 11:13:00 PM	4.6	44.7
10/01/2015 11:14:00 PM	4.3	43.2
10/01/2015 11:15:00 PM	4.1	44.8
10/01/2015 11:16:00 PM	4.9	46.1
10/01/2015 11:18:00 PM	4.2	47.3
10/01/2015 11:19:00 PM	4.4	48.2
10/01/2015 11:20:00 PM	3.9	48.8
10/01/2015 11:21:00 PM	3.7	51.5
10/01/2015 11:22:00 PM	3.7	50.2
10/01/2015 11:23:00 PM	4.3	46.4
10/01/2015 11:24:00 PM	4.2	49.0
10/01/2015 11:25:00 PM	4.8	51.4
10/01/2015 11:26:00 PM	4.4	49.1
10/01/2015 11:27:00 PM	4.4	47.9
10/01/2015 11:28:00 PM	4.6	47.0
10/01/2015 11:29:00 PM	4.0	47.7
10/01/2015 11:30:00 PM	4.1	44.6
10/01/2015 11:31:00 PM	4.1	45.3

10/01/2015 11:32:00 PM	3.8	42.8
10/01/2015 11:33:00 PM	4.1	44.3
10/01/2015 11:34:00 PM	4.3	45.4
10/01/2015 11:35:00 PM	4.4	45.5
10/01/2015 11:36:00 PM	4.3	46.9
10/01/2015 11:37:00 PM	5.1	46.3
10/01/2015 11:38:00 PM	4.5	46.5
10/01/2015 11:39:00 PM	5.0	46.2
10/01/2015 11:40:00 PM	5.1	46.6
10/01/2015 11:41:00 PM	5.2	49.5
10/01/2015 11:42:00 PM	4.9	47.7
10/01/2015 11:43:00 PM	3.9	48.8
10/01/2015 11:44:00 PM	4.2	48.6
10/01/2015 11:45:00 PM	4.0	48.2
10/01/2015 11:46:00 PM	4.4	51.9
10/01/2015 11:47:00 PM	3.9	47.5
10/01/2015 11:48:00 PM	3.8	44.8
10/01/2015 11:49:00 PM	4.1	50.7
10/01/2015 11:50:00 PM	5.0	50.8
10/01/2015 11:51:00 PM	5.1	49.2
10/01/2015 11:52:00 PM	4.7	48.0
10/01/2015 11:53:00 PM	4.0	48.2
10/01/2015 11:54:00 PM	4.5	47.6
10/01/2015 11:55:00 PM	5.0	47.5
10/01/2015 11:56:00 PM	5.0	46.8
10/01/2015 11:57:00 PM	3.8	43.5
10/01/2015 11:58:00 PM	3.8	44.0
10/01/2015 11:59:00 PM	3.9	46.8
10/02/2015 12:00:00 AM	4.2	45.3
10/02/2015 12:01:00 AM	4.4	45.9
10/02/2015 12:02:00 AM	3.8	45.2
10/02/2015 12:03:00 AM	4.9	49.6
10/02/2015 12:04:00 AM	4.8	48.6
10/02/2015 12:05:00 AM	5.2	46.7
10/02/2015 12:06:00 AM	4.5	48.6
10/02/2015 12:07:00 AM	4.4	48.0
10/02/2015 12:09:00 AM	4.4	47.6
10/02/2015 12:11:00 AM	3.9	52.2
10/02/2015 12:12:00 AM	3.8	46.9
10/02/2015 12:13:00 AM	4.4	50.7
10/02/2015 12:14:00 AM	5.0	50.2
10/02/2015 12:15:00 AM	4.4	52.5
10/02/2015 12:16:00 AM	5.6	50.6
10/02/2015 12:17:00 AM	5.3	49.0
10/02/2015 12:18:00 AM	5.3	52.5
10/02/2015 12:20:00 AM	6.1	52.1
10/02/2015 12:21:00 AM	4.7	47.3
10/02/2015 12:22:00 AM	4.4	48.9
10/02/2015 12:23:00 AM	4.9	48.6
10/02/2015 12:24:00 AM	5.1	47.8
10/02/2015 12:25:00 AM	4.7	48.7
10/02/2015 12:26:00 AM	5.1	51.6
10/02/2015 12:29:00 AM	4.3	48.1
10/02/2015 12:30:00 AM	4.4	49.2
10/02/2015 12:31:00 AM	5.1	49.8

10/02/2015 12:32:00 AM	4.9	49.1
10/02/2015 12:33:00 AM	4.9	48.3
10/02/2015 12:34:00 AM	4.0	48.0
10/02/2015 12:35:00 AM	4.4	47.5
10/02/2015 12:36:00 AM	4.7	48.0
10/02/2015 12:37:00 AM	4.6	47.3
10/02/2015 12:38:00 AM	5.1	51.0
10/02/2015 12:39:00 AM	5.8	51.3
10/02/2015 12:40:00 AM	5.8	53.4
10/02/2015 12:41:00 AM	5.0	53.9
10/02/2015 12:42:00 AM	4.5	53.5
10/02/2015 12:43:00 AM	5.6	52.3
10/02/2015 12:44:00 AM	5.1	49.4
10/02/2015 12:45:00 AM	4.5	49.2
10/02/2015 12:46:00 AM	5.0	50.7
10/02/2015 12:47:00 AM	5.9	50.3
10/02/2015 12:48:00 AM	5.6	48.2
10/02/2015 12:49:00 AM	4.8	51.8
10/02/2015 12:50:00 AM	5.2	51.7
10/02/2015 12:52:00 AM	5.7	51.1
10/02/2015 12:56:00 AM	5.2	49.4
10/02/2015 12:57:00 AM	5.5	51.0
10/02/2015 12:58:00 AM	5.3	48.8
10/02/2015 12:59:00 AM	4.5	45.6
10/02/2015 1:00:00 AM	4.0	46.0
10/02/2015 1:01:00 AM	5.0	47.8
10/02/2015 1:02:00 AM	5.1	48.9
10/02/2015 1:03:00 AM	4.5	45.7
10/02/2015 1:04:00 AM	4.5	46.1
10/02/2015 1:05:00 AM	4.3	46.4
10/02/2015 1:07:00 AM	4.9	46.3
10/02/2015 1:08:00 AM	5.1	47.7
10/02/2015 1:09:00 AM	4.8	46.0
10/02/2015 1:10:00 AM	5.1	46.8
10/02/2015 1:11:00 AM	4.7	48.1
10/02/2015 1:12:00 AM	5.1	49.4
10/02/2015 1:13:00 AM	5.4	49.4
10/02/2015 1:14:00 AM	4.8	46.7
10/02/2015 1:15:00 AM	5.3	49.7
10/02/2015 1:16:00 AM	4.8	49.9
10/02/2015 1:17:00 AM	5.7	49.1
10/02/2015 1:18:00 AM	5.0	48.6
10/02/2015 1:19:00 AM	4.8	49.5
10/02/2015 1:20:00 AM	5.4	47.8
10/02/2015 1:21:00 AM	5.1	49.2
10/02/2015 1:22:00 AM	4.8	47.8
10/02/2015 1:23:00 AM	5.0	47.7
10/02/2015 1:24:00 AM	4.2	46.7
10/02/2015 1:25:00 AM	4.6	47.6
10/02/2015 1:26:00 AM	5.0	47.5
10/02/2015 1:27:00 AM	5.0	49.1
10/02/2015 1:28:00 AM	5.0	47.8
10/02/2015 1:29:00 AM	5.1	49.9
10/02/2015 1:30:00 AM	4.9	49.7
10/02/2015 1:31:00 AM	6.1	50.1

10/02/2015 1:32:00 AM	4.3	46.1
10/02/2015 1:33:00 AM	4.3	46.2
10/02/2015 1:34:00 AM	4.4	47.2
10/02/2015 1:35:00 AM	4.3	46.0
10/02/2015 1:36:00 AM	4.3	43.8
10/02/2015 1:37:00 AM	4.2	46.9
10/02/2015 1:38:00 AM	4.6	48.6
10/02/2015 1:39:00 AM	5.0	44.8
10/02/2015 1:40:00 AM	4.4	46.2
10/02/2015 1:41:00 AM	4.4	44.8
10/02/2015 1:42:00 AM	4.0	45.0
10/02/2015 1:43:00 AM	5.0	47.1
10/02/2015 1:44:00 AM	4.7	47.2
10/02/2015 1:45:00 AM	4.7	45.5
10/02/2015 1:46:00 AM	3.6	44.1
10/02/2015 1:47:00 AM	4.4	44.3
10/02/2015 1:48:00 AM	4.2	44.3
10/02/2015 1:49:00 AM	4.4	45.4
10/02/2015 1:50:00 AM	4.2	45.1
10/02/2015 1:51:00 AM	4.8	47.5
10/02/2015 1:52:00 AM	4.6	44.6
10/02/2015 1:53:00 AM	4.3	45.6
10/02/2015 1:54:00 AM	3.9	44.2
10/02/2015 1:55:00 AM	4.4	43.0
10/02/2015 1:56:00 AM	4.4	45.2
10/02/2015 1:57:00 AM	4.6	43.1
10/02/2015 1:58:00 AM	4.2	43.0
10/02/2015 1:59:00 AM	3.6	42.5
10/02/2015 2:00:00 AM	4.1	43.5
10/02/2015 2:01:00 AM	4.5	45.3
10/02/2015 2:02:00 AM	4.2	44.9
10/02/2015 2:03:00 AM	4.8	47.5
10/02/2015 2:04:00 AM	4.9	43.4
10/02/2015 2:05:00 AM	3.9	43.5
10/02/2015 2:06:00 AM	4.0	43.0
10/02/2015 2:07:00 AM	4.3	44.3
10/02/2015 2:08:00 AM	4.5	46.0
10/02/2015 2:09:00 AM	4.9	45.8
10/02/2015 2:10:00 AM	4.4	43.8
10/02/2015 2:11:00 AM	3.9	41.1
10/02/2015 2:13:00 AM	3.9	42.1
10/02/2015 2:14:00 AM	3.6	41.1
10/02/2015 2:16:00 AM	4.0	42.3
10/02/2015 2:17:00 AM	3.5	39.7
10/02/2015 2:21:00 AM	4.2	42.3
10/02/2015 2:22:00 AM	4.3	40.6
10/02/2015 2:23:00 AM	3.7	41.2
10/02/2015 2:24:00 AM	4.2	40.1
10/02/2015 2:26:00 AM	4.1	41.2
10/02/2015 2:27:00 AM	4.0	41.3
10/02/2015 2:28:00 AM	4.2	42.6
10/02/2015 2:30:00 AM	3.5	40.8
10/02/2015 2:31:00 AM	3.7	41.1
10/02/2015 2:34:00 AM	3.9	41.5
10/02/2015 2:35:00 AM	3.5	42.6

10/02/2015 2:36:00 AM	4.0	42.4
10/02/2015 2:37:00 AM	3.8	43.7
10/02/2015 2:39:00 AM	4.4	43.4
10/02/2015 2:40:00 AM	4.0	42.2
10/02/2015 2:43:00 AM	3.9	43.8
10/02/2015 2:44:00 AM	3.8	42.3
10/02/2015 2:45:00 AM	3.8	41.6
10/02/2015 2:46:00 AM	4.0	45.5
10/02/2015 2:47:00 AM	4.3	44.1
10/02/2015 2:48:00 AM	3.8	42.2
10/02/2015 2:50:00 AM	3.9	43.4
10/02/2015 2:52:00 AM	4.1	42.4
10/02/2015 2:54:00 AM	4.2	43.8
10/02/2015 2:55:00 AM	4.7	46.9
10/02/2015 2:56:00 AM	4.6	44.1
10/02/2015 2:57:00 AM	4.1	42.5
10/02/2015 2:59:00 AM	4.5	43.8
10/02/2015 3:00:00 AM	4.3	45.9
10/02/2015 3:01:00 AM	4.5	44.1
10/02/2015 3:02:00 AM	3.9	44.7
10/02/2015 3:03:00 AM	4.4	45.9
10/02/2015 3:04:00 AM	4.1	46.3
10/02/2015 3:05:00 AM	4.8	45.5
10/02/2015 3:06:00 AM	3.9	43.1
10/02/2015 3:07:00 AM	4.6	46.6
10/02/2015 3:08:00 AM	4.6	43.9
10/02/2015 3:09:00 AM	3.7	42.1
10/02/2015 3:10:00 AM	3.6	42.0
10/02/2015 3:12:00 AM	4.5	45.4
10/02/2015 3:13:00 AM	4.5	44.6
10/02/2015 3:14:00 AM	3.7	44.6
10/02/2015 3:15:00 AM	4.3	43.8
10/02/2015 3:16:00 AM	4.0	43.2
10/02/2015 3:17:00 AM	3.8	44.3
10/02/2015 3:18:00 AM	4.4	45.3
10/02/2015 3:19:00 AM	4.1	45.6
10/02/2015 3:20:00 AM	4.6	42.6
10/02/2015 3:21:00 AM	3.8	42.5
10/02/2015 3:22:00 AM	4.7	47.9
10/02/2015 3:23:00 AM	3.8	45.3
10/02/2015 3:24:00 AM	4.2	45.3
10/02/2015 3:25:00 AM	4.5	49.0
10/02/2015 3:26:00 AM	5.6	49.1
10/02/2015 3:27:00 AM	4.4	44.4
10/02/2015 3:28:00 AM	3.8	43.1
10/02/2015 3:29:00 AM	4.3	44.5
10/02/2015 3:30:00 AM	4.6	48.2
10/02/2015 3:31:00 AM	3.9	44.3
10/02/2015 3:32:00 AM	4.1	43.3
10/02/2015 3:33:00 AM	5.0	48.4
10/02/2015 3:34:00 AM	4.5	43.4
10/02/2015 3:35:00 AM	3.7	40.8
10/02/2015 3:36:00 AM	3.8	43.9
10/02/2015 3:37:00 AM	4.2	44.2
10/02/2015 3:38:00 AM	4.5	43.7

10/02/2015 3:39:00 AM	4.4	43.9
10/02/2015 3:40:00 AM	3.6	44.6
10/02/2015 3:41:00 AM	4.2	42.6
10/02/2015 3:42:00 AM	4.0	44.4
10/02/2015 3:43:00 AM	4.1	41.9
10/02/2015 3:44:00 AM	3.5	44.2
10/02/2015 3:45:00 AM	4.9	48.2
10/02/2015 3:46:00 AM	4.1	42.4
10/02/2015 3:47:00 AM	3.7	42.0
10/02/2015 3:48:00 AM	3.8	43.7
10/02/2015 3:49:00 AM	4.8	46.8
10/02/2015 3:50:00 AM	5.0	47.6
10/02/2015 3:51:00 AM	5.3	47.2
10/02/2015 3:52:00 AM	4.9	45.8
10/02/2015 3:53:00 AM	4.3	45.5
10/02/2015 3:54:00 AM	4.7	45.3
10/02/2015 3:55:00 AM	4.9	46.5
10/02/2015 3:56:00 AM	4.3	43.5
10/02/2015 3:57:00 AM	3.8	43.4
10/02/2015 3:58:00 AM	4.2	47.0
10/02/2015 3:59:00 AM	5.1	46.3
10/02/2015 4:00:00 AM	4.6	48.2
10/02/2015 4:01:00 AM	4.5	47.6
10/02/2015 4:02:00 AM	4.6	45.5
10/02/2015 4:03:00 AM	4.4	45.4
10/02/2015 4:04:00 AM	4.7	47.1
10/02/2015 4:05:00 AM	5.0	46.9
10/02/2015 4:06:00 AM	4.1	48.5
10/02/2015 4:07:00 AM	4.9	47.8
10/02/2015 4:08:00 AM	5.1	47.7
10/02/2015 4:09:00 AM	5.1	48.3
10/02/2015 4:10:00 AM	5.3	49.5
10/02/2015 4:11:00 AM	5.4	47.7
10/02/2015 4:12:00 AM	5.9	50.2
10/02/2015 4:13:00 AM	4.6	45.6
10/02/2015 4:14:00 AM	4.6	46.1
10/02/2015 4:15:00 AM	4.6	46.9
10/02/2015 4:16:00 AM	4.6	44.7
10/02/2015 4:17:00 AM	4.6	46.3
10/02/2015 4:18:00 AM	5.4	48.2
10/02/2015 4:19:00 AM	3.9	48.8
10/02/2015 4:20:00 AM	5.4	48.9
10/02/2015 4:21:00 AM	4.4	49.1
10/02/2015 4:23:00 AM	5.1	48.5
10/02/2015 4:24:00 AM	4.9	47.6
10/02/2015 4:25:00 AM	4.9	45.3
10/02/2015 4:26:00 AM	4.4	47.8
10/02/2015 4:27:00 AM	5.0	48.0
10/02/2015 4:28:00 AM	5.0	49.6
10/02/2015 4:29:00 AM	4.3	46.1
10/02/2015 4:30:00 AM	4.5	48.3
10/02/2015 4:31:00 AM	5.0	48.6
10/02/2015 4:32:00 AM	4.6	50.6
10/02/2015 4:33:00 AM	5.3	48.1
10/02/2015 4:34:00 AM	5.0	48.7

10/02/2015 4:35:00 AM	4.6	48.6
10/02/2015 4:36:00 AM	5.5	49.0
10/02/2015 4:37:00 AM	5.1	49.6
10/02/2015 4:38:00 AM	4.9	47.9
10/02/2015 4:39:00 AM	3.9	44.0
10/02/2015 4:40:00 AM	3.9	44.5
10/02/2015 4:41:00 AM	3.6	45.2
10/02/2015 4:42:00 AM	4.6	46.1
10/02/2015 4:43:00 AM	4.0	44.5
10/02/2015 4:44:00 AM	3.8	46.7
10/02/2015 4:45:00 AM	4.9	46.1
10/02/2015 4:46:00 AM	3.8	44.9
10/02/2015 4:47:00 AM	4.9	48.0
10/02/2015 4:48:00 AM	4.1	44.4
10/02/2015 4:50:00 AM	4.3	47.9
10/02/2015 4:51:00 AM	4.3	43.1
10/02/2015 4:52:00 AM	3.8	43.4
10/02/2015 4:53:00 AM	3.9	43.9
10/02/2015 4:54:00 AM	5.0	46.8
10/02/2015 4:55:00 AM	4.3	42.4
10/02/2015 4:56:00 AM	4.5	42.8
10/02/2015 4:58:00 AM	3.8	44.2
10/02/2015 4:59:00 AM	5.1	47.8
10/02/2015 10:01:00 PM	5.4	49.2
10/02/2015 10:02:00 PM	4.4	46.7
10/02/2015 10:04:00 PM	6.0	48.8
10/02/2015 10:05:00 PM	5.4	51.9
10/02/2015 10:06:00 PM	5.1	46.8
10/02/2015 10:07:00 PM	4.1	49.5
10/02/2015 10:08:00 PM	4.9	49.3
10/02/2015 10:09:00 PM	4.5	49.9
10/02/2015 10:10:00 PM	4.4	47.4
10/02/2015 10:11:00 PM	4.8	48.9
10/02/2015 10:12:00 PM	5.3	49.0
10/02/2015 10:13:00 PM	5.0	51.3
10/02/2015 10:14:00 PM	5.8	49.1
10/02/2015 10:15:00 PM	4.4	44.5
10/02/2015 10:16:00 PM	4.4	46.9
10/02/2015 10:19:00 PM	5.6	52.4
10/02/2015 10:21:00 PM	5.5	50.2
10/02/2015 10:22:00 PM	5.4	51.3
10/02/2015 10:24:00 PM	4.5	48.3
10/02/2015 10:28:00 PM	5.0	49.9
10/02/2015 10:34:00 PM	6.5	54.2
10/02/2015 10:35:00 PM	5.7	52.0
10/02/2015 10:37:00 PM	7.4	54.7
10/02/2015 10:38:00 PM	6.9	55.0
10/02/2015 10:39:00 PM	5.7	50.9
10/02/2015 10:43:00 PM	6.6	50.8
10/02/2015 10:44:00 PM	4.7	47.6
10/02/2015 10:45:00 PM	4.2	48.2
10/02/2015 10:46:00 PM	4.8	50.3
10/02/2015 10:47:00 PM	5.4	50.1
10/02/2015 10:48:00 PM	5.8	53.1
10/02/2015 10:50:00 PM	5.5	49.3

10/02/2015 10:51:00 PM	4.5	47.6
10/02/2015 10:52:00 PM	4.3	51.9
10/02/2015 10:54:00 PM	7.1	54.1
10/02/2015 10:56:00 PM	5.0	51.2
10/02/2015 10:58:00 PM	6.7	55.0
10/02/2015 10:59:00 PM	6.4	50.5
10/02/2015 11:00:00 PM	5.3	53.2
10/02/2015 11:03:00 PM	6.1	52.7
10/02/2015 11:04:00 PM	5.3	49.8
10/02/2015 11:05:00 PM	5.0	51.3
10/02/2015 11:06:00 PM	6.0	49.1
10/02/2015 11:07:00 PM	4.3	52.2
10/02/2015 11:08:00 PM	6.1	51.9
10/02/2015 11:09:00 PM	5.4	50.1
10/02/2015 11:15:00 PM	5.7	49.2
10/02/2015 11:16:00 PM	4.5	48.0
10/02/2015 11:17:00 PM	4.9	51.5
10/02/2015 11:19:00 PM	5.9	50.3
10/02/2015 11:21:00 PM	5.7	52.5
10/02/2015 11:22:00 PM	6.0	51.7
10/02/2015 11:24:00 PM	7.2	54.6
10/02/2015 11:27:00 PM	5.5	51.5
10/02/2015 11:32:00 PM	6.4	51.5
10/02/2015 11:33:00 PM	5.5	50.1
10/02/2015 11:34:00 PM	4.6	49.3
10/02/2015 11:35:00 PM	5.6	50.0
10/02/2015 11:36:00 PM	5.0	49.0
10/02/2015 11:38:00 PM	6.6	51.7
10/02/2015 11:41:00 PM	4.0	49.6
10/02/2015 11:43:00 PM	5.8	50.7
10/02/2015 11:46:00 PM	5.6	50.7
10/02/2015 11:47:00 PM	5.2	50.8
10/02/2015 11:51:00 PM	5.7	51.2
10/02/2015 11:52:00 PM	5.7	52.1
10/02/2015 11:53:00 PM	6.2	52.1
10/02/2015 11:58:00 PM	5.6	51.0
10/02/2015 11:59:00 PM	4.2	48.2
10/03/2015 12:03:00 AM	5.1	51.6
10/03/2015 12:04:00 AM	5.4	49.3
10/03/2015 12:06:00 AM	5.2	52.4
10/03/2015 12:07:00 AM	5.8	50.7
10/03/2015 12:08:00 AM	5.1	52.9
10/03/2015 12:09:00 AM	6.0	51.8
10/03/2015 12:13:00 AM	6.0	50.0
10/03/2015 12:14:00 AM	4.4	49.8
10/03/2015 12:16:00 AM	6.7	52.8
10/03/2015 12:19:00 AM	6.2	52.5
10/03/2015 12:21:00 AM	6.5	52.6
10/03/2015 12:24:00 AM	4.5	48.1
10/03/2015 12:28:00 AM	6.7	53.5
10/03/2015 12:29:00 AM	5.6	50.4
10/03/2015 12:33:00 AM	5.9	51.5
10/03/2015 12:34:00 AM	5.0	49.7
10/03/2015 12:35:00 AM	5.0	50.0
10/03/2015 12:37:00 AM	5.5	52.2

10/03/2015 12:38:00 AM	5.5	52.4
10/03/2015 12:41:00 AM	6.8	54.7
10/03/2015 12:44:00 AM	6.6	55.0
10/03/2015 12:50:00 AM	6.2	52.3
10/03/2015 12:51:00 AM	5.3	47.2
10/03/2015 12:56:00 AM	6.5	51.6
10/03/2015 12:58:00 AM	4.0	46.9
10/03/2015 1:05:00 AM	6.3	50.1
10/03/2015 1:06:00 AM	5.5	50.5
10/03/2015 1:07:00 AM	4.7	49.7
10/03/2015 1:08:00 AM	5.2	51.1
10/03/2015 1:09:00 AM	5.0	48.7
10/03/2015 1:10:00 AM	4.3	49.3
10/03/2015 1:12:00 AM	5.3	48.2
10/03/2015 1:14:00 AM	6.1	51.5
10/03/2015 1:15:00 AM	4.4	46.2
10/03/2015 1:17:00 AM	5.8	51.5
10/03/2015 1:18:00 AM	5.3	48.5
10/03/2015 1:19:00 AM	4.3	45.0
10/03/2015 1:20:00 AM	3.9	44.7
10/03/2015 1:22:00 AM	6.3	50.5
10/03/2015 1:23:00 AM	4.6	47.7
10/03/2015 1:26:00 AM	5.2	47.5
10/03/2015 1:28:00 AM	5.9	49.5
10/03/2015 1:29:00 AM	4.9	49.1
10/03/2015 1:30:00 AM	4.9	49.0
10/03/2015 1:34:00 AM	5.7	52.6
10/03/2015 1:35:00 AM	5.9	50.0
10/03/2015 1:40:00 AM	5.7	50.6
10/03/2015 1:43:00 AM	5.6	50.5
10/03/2015 1:44:00 AM	4.9	51.7
10/03/2015 1:46:00 AM	6.6	54.4
10/03/2015 1:55:00 AM	7.0	54.1
10/03/2015 1:56:00 AM	6.1	51.6
10/03/2015 1:57:00 AM	4.2	48.3
10/03/2015 2:01:00 AM	5.9	52.3
10/03/2015 2:03:00 AM	5.7	51.9
10/03/2015 2:04:00 AM	5.5	51.5
10/03/2015 2:10:00 AM	6.7	53.9
10/03/2015 2:13:00 AM	5.4	51.9
10/03/2015 2:14:00 AM	6.0	52.0
10/03/2015 2:15:00 AM	4.9	51.9
10/03/2015 2:16:00 AM	5.3	50.5
10/03/2015 2:18:00 AM	4.3	47.4
10/03/2015 2:19:00 AM	4.9	52.5
10/03/2015 2:21:00 AM	5.4	51.5
10/03/2015 2:24:00 AM	6.5	52.9
10/03/2015 2:25:00 AM	5.4	49.4
10/03/2015 2:26:00 AM	5.3	50.8
10/03/2015 2:29:00 AM	7.2	54.7
10/03/2015 2:31:00 AM	6.9	54.3
10/03/2015 2:32:00 AM	5.5	50.6
10/03/2015 2:35:00 AM	6.2	50.3
10/03/2015 2:36:00 AM	4.9	48.1
10/03/2015 2:37:00 AM	5.1	51.9

10/03/2015 2:38:00 AM	6.0	51.8
10/03/2015 2:39:00 AM	5.2	50.1
10/03/2015 2:43:00 AM	5.1	50.7
10/03/2015 2:49:00 AM	5.1	50.5
10/03/2015 2:51:00 AM	7.3	54.8
10/03/2015 2:52:00 AM	4.7	48.4
10/03/2015 2:53:00 AM	5.7	52.6
10/03/2015 2:54:00 AM	5.1	51.8
10/03/2015 2:56:00 AM	5.4	49.9
10/03/2015 2:57:00 AM	5.7	51.1
10/03/2015 2:58:00 AM	5.6	51.8
10/03/2015 3:01:00 AM	7.4	53.5
10/03/2015 3:04:00 AM	5.9	48.7
10/03/2015 3:07:00 AM	4.8	48.2
10/03/2015 3:08:00 AM	5.4	50.9
10/03/2015 3:09:00 AM	5.6	52.5
10/03/2015 3:10:00 AM	5.6	50.9
10/03/2015 3:11:00 AM	5.7	50.6
10/03/2015 3:15:00 AM	5.2	50.3
10/03/2015 3:17:00 AM	6.3	51.5
10/03/2015 3:18:00 AM	5.4	48.9
10/03/2015 3:19:00 AM	4.9	50.1
10/03/2015 3:20:00 AM	5.1	51.3
10/03/2015 3:21:00 AM	5.2	47.4
10/03/2015 3:22:00 AM	5.0	51.6
10/03/2015 3:23:00 AM	4.5	48.3
10/03/2015 3:24:00 AM	5.1	51.8
10/03/2015 3:25:00 AM	6.1	52.3
10/03/2015 3:26:00 AM	6.1	53.3
10/03/2015 3:27:00 AM	6.7	52.8
10/03/2015 3:28:00 AM	6.0	50.7
10/03/2015 3:29:00 AM	4.9	52.0
10/03/2015 3:30:00 AM	5.9	50.2
10/03/2015 3:31:00 AM	5.1	48.4
10/03/2015 3:32:00 AM	5.0	47.1
10/03/2015 3:33:00 AM	4.3	46.7
10/03/2015 3:37:00 AM	5.7	49.5
10/03/2015 3:38:00 AM	4.6	48.1
10/03/2015 3:39:00 AM	5.4	48.6
10/03/2015 3:40:00 AM	3.8	52.7
10/03/2015 3:41:00 AM	5.8	49.7
10/03/2015 3:42:00 AM	4.2	46.4
10/03/2015 3:43:00 AM	4.5	50.7
10/03/2015 3:44:00 AM	5.1	50.1
10/03/2015 3:45:00 AM	5.2	51.7
10/03/2015 3:47:00 AM	5.3	49.5
10/03/2015 3:48:00 AM	4.7	48.3
10/03/2015 3:49:00 AM	4.2	47.4
10/03/2015 3:51:00 AM	7.2	53.5
10/03/2015 3:53:00 AM	6.1	50.8
10/03/2015 3:54:00 AM	5.3	48.5
10/03/2015 3:55:00 AM	5.2	47.9
10/03/2015 3:56:00 AM	4.5	45.2
10/03/2015 3:57:00 AM	4.1	45.2
10/03/2015 3:58:00 AM	3.6	47.0

10/03/2015 3:59:00 AM	5.4	51.0
10/03/2015 4:00:00 AM	4.9	49.5
10/03/2015 4:01:00 AM	5.1	50.4
10/03/2015 4:02:00 AM	5.1	50.0
10/03/2015 4:03:00 AM	5.6	50.4
10/03/2015 4:04:00 AM	4.9	47.8
10/03/2015 4:05:00 AM	4.3	49.5
10/03/2015 4:06:00 AM	5.6	48.5
10/03/2015 4:07:00 AM	3.6	46.9
10/03/2015 4:08:00 AM	5.0	48.4
10/03/2015 4:10:00 AM	6.0	52.3
10/03/2015 4:11:00 AM	6.2	51.0
10/03/2015 4:12:00 AM	4.2	45.4
10/03/2015 4:13:00 AM	4.7	48.5
10/03/2015 4:14:00 AM	4.3	45.1
10/03/2015 4:15:00 AM	4.4	49.5
10/03/2015 4:16:00 AM	4.2	52.3
10/03/2015 4:17:00 AM	6.1	51.4
10/03/2015 4:19:00 AM	5.8	49.0
10/03/2015 4:20:00 AM	4.3	51.4
10/03/2015 4:22:00 AM	4.6	47.0
10/03/2015 4:23:00 AM	5.2	49.2
10/03/2015 4:24:00 AM	5.0	45.1
10/03/2015 4:25:00 AM	4.4	47.5
10/03/2015 4:26:00 AM	5.3	51.2
10/03/2015 4:27:00 AM	5.0	46.8
10/03/2015 4:28:00 AM	4.0	46.0
10/03/2015 4:29:00 AM	4.6	49.0
10/03/2015 4:30:00 AM	4.5	51.2
10/03/2015 4:31:00 AM	5.7	48.3
10/03/2015 4:32:00 AM	4.7	51.4
10/03/2015 4:33:00 AM	5.6	49.9
10/03/2015 4:34:00 AM	4.8	48.8
10/03/2015 4:35:00 AM	5.3	51.3
10/03/2015 4:36:00 AM	4.6	47.3
10/03/2015 4:37:00 AM	4.2	51.8
10/03/2015 4:38:00 AM	4.8	50.6
10/03/2015 4:39:00 AM	5.3	48.6
10/03/2015 4:40:00 AM	5.4	51.8
10/03/2015 4:41:00 AM	5.7	48.3
10/03/2015 4:42:00 AM	5.1	51.3
10/03/2015 4:43:00 AM	5.7	49.8
10/03/2015 4:44:00 AM	5.3	48.3
10/03/2015 4:45:00 AM	5.0	50.8
10/03/2015 4:46:00 AM	5.5	46.8
10/03/2015 4:47:00 AM	4.7	49.0
10/03/2015 4:48:00 AM	5.3	49.0
10/03/2015 4:50:00 AM	6.3	52.0
10/03/2015 4:51:00 AM	5.7	51.2
10/03/2015 4:56:00 AM	6.6	53.5
10/03/2015 4:57:00 AM	6.6	53.0
10/04/2015 3:31:00 AM	5.0	46.6
10/05/2015 11:47:00 PM	3.6	37.9
10/07/2015 10:07:00 PM	3.7	39.6
10/07/2015 10:08:00 PM	3.6	39.2

10/07/2015 10:09:00 PM	3.8	40.6
10/07/2015 10:10:00 PM	3.5	38.0
10/10/2015 10:00:00 PM	5.6	45.8
10/10/2015 10:01:00 PM	4.8	47.0
10/10/2015 10:02:00 PM	3.6	45.0
10/10/2015 10:03:00 PM	5.0	44.0
10/10/2015 10:04:00 PM	5.2	46.7
10/10/2015 10:05:00 PM	5.2	46.7
10/10/2015 10:06:00 PM	4.3	44.4
10/10/2015 10:07:00 PM	4.7	43.9
10/10/2015 10:08:00 PM	4.0	42.7
10/10/2015 10:09:00 PM	4.2	44.2
10/10/2015 10:10:00 PM	4.2	43.9
10/10/2015 10:11:00 PM	4.1	44.2
10/10/2015 10:12:00 PM	4.9	45.0
10/10/2015 10:13:00 PM	4.5	43.0
10/10/2015 10:14:00 PM	4.9	43.8
10/10/2015 10:15:00 PM	5.2	45.7
10/10/2015 10:16:00 PM	5.2	45.5
10/10/2015 10:17:00 PM	4.7	43.7
10/10/2015 10:18:00 PM	4.9	44.5
10/10/2015 10:19:00 PM	5.0	44.6
10/10/2015 10:20:00 PM	4.3	43.5
10/10/2015 10:21:00 PM	5.3	45.3
10/10/2015 10:22:00 PM	4.6	44.4
10/10/2015 10:23:00 PM	4.6	43.1
10/10/2015 10:24:00 PM	4.5	43.3
10/10/2015 10:25:00 PM	4.5	44.3
10/10/2015 10:26:00 PM	4.6	43.7
10/10/2015 10:27:00 PM	4.4	43.3
10/10/2015 10:28:00 PM	5.0	43.5
10/10/2015 10:29:00 PM	4.8	44.4
10/10/2015 10:30:00 PM	5.1	45.9
10/10/2015 10:31:00 PM	4.6	44.6
10/10/2015 10:32:00 PM	5.0	44.2
10/10/2015 10:33:00 PM	4.6	44.3
10/10/2015 10:34:00 PM	4.6	42.6
10/10/2015 10:35:00 PM	4.7	44.8
10/10/2015 10:36:00 PM	4.9	43.3
10/10/2015 10:37:00 PM	4.5	44.7
10/10/2015 10:38:00 PM	4.3	42.5
10/10/2015 10:39:00 PM	4.2	43.6
10/10/2015 10:40:00 PM	4.6	43.5
10/10/2015 10:41:00 PM	4.6	42.9
10/10/2015 10:42:00 PM	4.6	42.2
10/10/2015 10:43:00 PM	4.5	42.3
10/10/2015 10:44:00 PM	4.0	41.5
10/10/2015 10:45:00 PM	3.9	41.8
10/10/2015 10:46:00 PM	3.9	40.9
10/10/2015 10:47:00 PM	4.3	41.7
10/10/2015 10:48:00 PM	4.4	41.8
10/10/2015 10:49:00 PM	4.3	43.2
10/10/2015 10:50:00 PM	4.3	42.4
10/10/2015 10:51:00 PM	3.9	41.3
10/10/2015 10:52:00 PM	3.6	43.0

10/10/2015 10:53:00 PM	3.7	41.2
10/10/2015 10:54:00 PM	4.1	41.8
10/10/2015 10:55:00 PM	4.5	43.3
10/10/2015 10:56:00 PM	4.4	41.7
10/10/2015 10:57:00 PM	3.9	43.4
10/10/2015 10:58:00 PM	4.3	42.0
10/10/2015 10:59:00 PM	4.5	43.0
10/10/2015 11:00:00 PM	4.3	43.3
10/10/2015 11:01:00 PM	4.1	41.9
10/10/2015 11:02:00 PM	4.3	42.4
10/10/2015 11:03:00 PM	4.5	43.6
10/10/2015 11:04:00 PM	4.1	43.3
10/10/2015 11:05:00 PM	4.5	42.5
10/10/2015 11:06:00 PM	4.4	42.7
10/10/2015 11:07:00 PM	4.5	42.6
10/10/2015 11:08:00 PM	4.7	42.9
10/10/2015 11:09:00 PM	4.3	42.1
10/10/2015 11:10:00 PM	4.6	42.7
10/10/2015 11:11:00 PM	4.4	44.0
10/10/2015 11:12:00 PM	4.1	41.5
10/10/2015 11:13:00 PM	4.4	42.7
10/10/2015 11:14:00 PM	4.6	43.3
10/10/2015 11:15:00 PM	4.2	41.7
10/10/2015 11:16:00 PM	4.3	41.7
10/10/2015 11:17:00 PM	4.7	42.9
10/10/2015 11:18:00 PM	4.2	42.9
10/10/2015 11:19:00 PM	3.9	42.6
10/10/2015 11:20:00 PM	4.2	42.5
10/10/2015 11:21:00 PM	3.7	40.9
10/10/2015 11:22:00 PM	4.1	41.8
10/10/2015 11:23:00 PM	4.1	41.2
10/10/2015 11:24:00 PM	4.0	41.5
10/10/2015 11:25:00 PM	4.4	42.1
10/10/2015 11:26:00 PM	4.3	42.4
10/10/2015 11:27:00 PM	4.4	43.9
10/10/2015 11:28:00 PM	3.6	42.1
10/10/2015 11:29:00 PM	3.8	40.7
10/10/2015 11:30:00 PM	4.4	41.8
10/10/2015 11:31:00 PM	3.6	41.7
10/10/2015 11:32:00 PM	3.7	38.9
10/10/2015 11:41:00 PM	3.9	37.0
10/10/2015 11:55:00 PM	3.6	35.8
10/10/2015 11:58:00 PM	3.6	36.8
10/10/2015 11:59:00 PM	3.7	36.9
10/11/2015 12:00:00 AM	3.7	36.2
10/11/2015 12:01:00 AM	3.9	36.5
10/11/2015 12:02:00 AM	3.6	37.5
10/11/2015 12:05:00 AM	4.1	38.2
10/11/2015 12:06:00 AM	3.5	36.9
10/11/2015 12:07:00 AM	3.5	36.3
10/11/2015 12:08:00 AM	4.2	38.4
10/11/2015 12:09:00 AM	3.6	38.6
10/11/2015 12:13:00 AM	3.5	37.7
10/11/2015 12:15:00 AM	3.7	38.1
10/11/2015 12:16:00 AM	3.8	38.1

10/11/2015 12:17:00 AM	4.2	39.8
10/11/2015 12:18:00 AM	3.7	37.7
10/11/2015 12:19:00 AM	3.8	37.8
10/11/2015 12:20:00 AM	4.3	41.4
10/11/2015 12:21:00 AM	4.4	40.2
10/11/2015 12:28:00 AM	3.7	42.3
10/11/2015 12:29:00 AM	3.7	38.1
10/11/2015 12:31:00 AM	3.7	37.5
10/11/2015 12:33:00 AM	4.4	39.0
10/11/2015 1:01:00 AM	5.1	44.1
10/11/2015 1:02:00 AM	4.5	41.0
10/11/2015 1:07:00 AM	4.4	40.8
10/11/2015 3:01:00 AM	4.5	38.5
10/11/2015 3:02:00 AM	4.1	37.6
10/11/2015 3:03:00 AM	4.5	38.2
10/11/2015 3:04:00 AM	4.0	38.8
10/11/2015 3:05:00 AM	4.2	37.5
10/11/2015 3:07:00 AM	4.1	36.8
10/11/2015 3:10:00 AM	3.7	36.5
10/11/2015 3:11:00 AM	4.2	39.1
10/11/2015 3:14:00 AM	3.8	36.3
10/11/2015 4:29:00 AM	4.3	39.4
10/11/2015 10:00:00 PM	3.6	38.2
10/11/2015 10:02:00 PM	4.2	40.5
10/11/2015 10:03:00 PM	3.6	37.6
10/11/2015 10:04:00 PM	3.8	38.9
10/11/2015 10:06:00 PM	4.1	41.2
10/11/2015 10:07:00 PM	4.0	40.8
10/11/2015 10:08:00 PM	3.9	39.5
10/11/2015 10:09:00 PM	4.0	40.3
10/11/2015 10:10:00 PM	3.7	40.5
10/11/2015 10:11:00 PM	4.0	40.3
10/11/2015 10:12:00 PM	3.8	42.0
10/11/2015 10:13:00 PM	3.9	51.8
10/11/2015 10:14:00 PM	3.8	41.5
10/11/2015 10:15:00 PM	3.6	40.9
10/11/2015 10:17:00 PM	3.9	43.1
10/11/2015 10:18:00 PM	4.1	41.8
10/11/2015 10:25:00 PM	3.9	41.9
10/11/2015 10:30:00 PM	4.0	39.5
10/11/2015 10:32:00 PM	3.7	37.5
10/11/2015 10:33:00 PM	4.0	40.7
10/11/2015 10:34:00 PM	3.7	38.0
10/11/2015 10:35:00 PM	3.6	37.7
10/11/2015 10:39:00 PM	3.8	40.5
10/11/2015 10:40:00 PM	4.2	40.5
10/11/2015 10:42:00 PM	3.9	41.1
10/11/2015 10:43:00 PM	3.7	38.5
10/11/2015 10:45:00 PM	3.9	38.6
10/11/2015 10:47:00 PM	3.9	38.7
10/11/2015 10:49:00 PM	4.3	39.8
10/11/2015 10:53:00 PM	3.8	40.5
10/11/2015 10:55:00 PM	3.7	38.9
10/11/2015 10:56:00 PM	3.8	41.0
10/11/2015 10:59:00 PM	3.9	39.8

10/11/2015 11:00:00 PM	3.7	38.7
10/11/2015 11:07:00 PM	3.7	39.0
10/11/2015 11:10:00 PM	4.0	39.7
10/11/2015 11:11:00 PM	4.3	40.0
10/11/2015 11:48:00 PM	3.9	39.2
10/11/2015 11:49:00 PM	4.4	41.8
10/11/2015 11:51:00 PM	3.8	40.5
10/11/2015 11:52:00 PM	4.4	41.5
10/11/2015 11:54:00 PM	4.1	41.8
10/11/2015 11:57:00 PM	4.5	42.9
10/11/2015 11:59:00 PM	4.4	43.4
10/12/2015 12:00:00 AM	4.4	41.2
10/12/2015 12:01:00 AM	5.0	46.6
10/12/2015 12:05:00 AM	4.2	40.9
10/12/2015 12:07:00 AM	4.7	44.5
10/12/2015 12:11:00 AM	4.5	41.2
10/12/2015 12:14:00 AM	4.0	41.0
10/12/2015 12:15:00 AM	4.2	40.4
10/12/2015 12:17:00 AM	4.0	38.3
10/12/2015 12:18:00 AM	4.1	39.9
10/12/2015 12:19:00 AM	4.1	38.0
10/12/2015 12:20:00 AM	4.0	38.7
10/12/2015 12:21:00 AM	4.4	39.9
10/12/2015 12:22:00 AM	4.1	38.8
10/12/2015 12:23:00 AM	4.1	39.2
10/12/2015 12:24:00 AM	4.3	40.0
10/12/2015 12:25:00 AM	4.5	41.0
10/12/2015 12:26:00 AM	4.0	40.5
10/12/2015 12:27:00 AM	4.3	40.2
10/12/2015 12:28:00 AM	4.1	38.8
10/12/2015 12:29:00 AM	3.7	39.4
10/12/2015 12:30:00 AM	4.4	40.6
10/12/2015 12:31:00 AM	4.5	40.3
10/12/2015 12:32:00 AM	4.5	39.6
10/12/2015 12:33:00 AM	3.8	39.7
10/12/2015 12:34:00 AM	4.0	40.1
10/12/2015 12:35:00 AM	3.8	40.0
10/12/2015 12:36:00 AM	4.4	41.3
10/12/2015 12:37:00 AM	4.0	40.4
10/12/2015 12:38:00 AM	4.1	39.6
10/12/2015 12:39:00 AM	3.9	39.9
10/12/2015 12:40:00 AM	4.3	39.7
10/12/2015 12:41:00 AM	4.5	41.2
10/12/2015 12:42:00 AM	4.4	41.8
10/12/2015 12:43:00 AM	4.2	39.4
10/12/2015 12:44:00 AM	3.9	39.7
10/12/2015 12:45:00 AM	4.5	40.5
10/12/2015 12:46:00 AM	4.0	39.2
10/12/2015 12:47:00 AM	3.7	38.8
10/12/2015 12:48:00 AM	4.0	40.5
10/12/2015 12:49:00 AM	4.5	42.3
10/12/2015 12:51:00 AM	3.8	39.9
10/12/2015 12:52:00 AM	4.2	40.7
10/12/2015 12:54:00 AM	4.2	43.7
10/12/2015 12:55:00 AM	3.8	41.5

10/12/2015 12:56:00 AM	4.2	43.1
10/12/2015 12:57:00 AM	4.9	43.6
10/12/2015 12:58:00 AM	4.7	45.3
10/12/2015 12:59:00 AM	4.1	42.0
10/12/2015 1:00:00 AM	3.8	42.0
10/12/2015 1:01:00 AM	3.7	41.0
10/12/2015 1:02:00 AM	3.9	40.9
10/12/2015 1:03:00 AM	3.9	42.3
10/12/2015 1:04:00 AM	4.0	39.4
10/12/2015 1:05:00 AM	3.8	40.2
10/12/2015 1:06:00 AM	4.7	43.3
10/12/2015 1:07:00 AM	3.6	41.3
10/12/2015 1:08:00 AM	4.5	41.2
10/12/2015 1:09:00 AM	4.0	42.7
10/12/2015 1:10:00 AM	4.4	42.8
10/12/2015 1:11:00 AM	4.0	39.8
10/12/2015 1:12:00 AM	3.9	40.8
10/12/2015 1:13:00 AM	4.2	41.1
10/12/2015 1:14:00 AM	4.1	40.6
10/12/2015 1:15:00 AM	4.1	40.4
10/12/2015 1:16:00 AM	4.5	40.2
10/12/2015 1:17:00 AM	4.2	40.7
10/12/2015 1:18:00 AM	4.3	42.3
10/12/2015 1:19:00 AM	3.9	39.3
10/12/2015 1:20:00 AM	4.3	40.5
10/12/2015 1:21:00 AM	4.0	40.4
10/12/2015 1:22:00 AM	4.0	38.6
10/12/2015 1:23:00 AM	3.8	41.6
10/12/2015 1:24:00 AM	4.2	39.1
10/12/2015 1:25:00 AM	3.9	39.0
10/12/2015 1:26:00 AM	3.7	37.8
10/12/2015 1:27:00 AM	3.8	38.3
10/12/2015 1:28:00 AM	3.8	39.9
10/12/2015 1:29:00 AM	4.3	40.6
10/12/2015 1:30:00 AM	3.9	39.0
10/12/2015 1:31:00 AM	3.5	39.4
10/12/2015 1:32:00 AM	3.7	37.4
10/12/2015 1:34:00 AM	4.0	42.0
10/12/2015 1:35:00 AM	3.9	39.5
10/12/2015 1:36:00 AM	3.9	38.7
10/12/2015 1:37:00 AM	3.8	39.0
10/12/2015 1:38:00 AM	3.5	38.9
10/12/2015 1:39:00 AM	3.9	40.4
10/12/2015 1:40:00 AM	3.6	39.1
10/12/2015 1:41:00 AM	4.0	39.1
10/12/2015 1:42:00 AM	4.4	39.7
10/12/2015 1:43:00 AM	4.2	39.0
10/12/2015 1:44:00 AM	3.9	39.1
10/12/2015 1:45:00 AM	4.1	39.9
10/12/2015 1:46:00 AM	4.0	38.3
10/12/2015 1:47:00 AM	3.8	38.9
10/12/2015 1:48:00 AM	3.9	40.3
10/12/2015 1:49:00 AM	4.0	39.4
10/12/2015 1:50:00 AM	3.9	38.4
10/12/2015 1:51:00 AM	4.0	39.5

10/12/2015 1:52:00 AM	3.9	38.6
10/12/2015 1:53:00 AM	3.6	36.7
10/12/2015 1:55:00 AM	3.9	39.7
10/12/2015 1:59:00 AM	3.6	40.4
10/12/2015 2:00:00 AM	4.1	38.5
10/12/2015 2:01:00 AM	3.6	39.5
10/12/2015 2:02:00 AM	3.9	37.8
10/12/2015 2:03:00 AM	4.0	38.8
10/12/2015 2:04:00 AM	4.2	39.4
10/12/2015 2:05:00 AM	4.2	38.7
10/12/2015 2:06:00 AM	3.7	38.4
10/12/2015 2:07:00 AM	4.1	39.8
10/12/2015 2:08:00 AM	4.2	43.0
10/12/2015 2:09:00 AM	4.2	41.7
10/12/2015 2:10:00 AM	3.8	39.7
10/12/2015 2:11:00 AM	3.9	39.5
10/12/2015 2:12:00 AM	3.9	40.6
10/12/2015 2:13:00 AM	3.9	39.4
10/12/2015 2:14:00 AM	4.1	39.2
10/12/2015 2:15:00 AM	4.1	39.9
10/12/2015 2:16:00 AM	4.3	40.7
10/12/2015 2:17:00 AM	3.7	38.4
10/12/2015 2:18:00 AM	3.8	39.6
10/12/2015 2:19:00 AM	3.6	38.8
10/12/2015 2:20:00 AM	3.5	36.8
10/12/2015 2:27:00 AM	3.5	37.1
10/12/2015 2:29:00 AM	3.8	38.5
10/12/2015 2:30:00 AM	3.6	36.8
10/12/2015 2:31:00 AM	3.5	37.4
10/12/2015 3:26:00 AM	3.7	39.0
10/12/2015 3:28:00 AM	3.6	38.1
10/12/2015 3:35:00 AM	3.8	39.6
10/12/2015 3:43:00 AM	3.7	39.6
10/12/2015 3:44:00 AM	3.5	39.4
10/12/2015 3:46:00 AM	3.5	37.6
10/12/2015 3:47:00 AM	4.0	38.9
10/12/2015 3:48:00 AM	3.5	38.4
10/12/2015 3:49:00 AM	3.9	38.7
10/12/2015 3:50:00 AM	3.7	39.1
10/12/2015 3:52:00 AM	4.1	41.8
10/12/2015 3:53:00 AM	4.0	38.7
10/12/2015 3:54:00 AM	3.6	39.8
10/12/2015 3:55:00 AM	3.7	38.9
10/12/2015 3:56:00 AM	4.0	40.0
10/12/2015 3:57:00 AM	4.0	37.9
10/12/2015 3:58:00 AM	4.3	41.9
10/12/2015 3:59:00 AM	4.1	40.8
10/12/2015 4:00:00 AM	3.9	40.4
10/12/2015 4:01:00 AM	3.8	41.2
10/12/2015 4:02:00 AM	4.5	42.6
10/12/2015 4:03:00 AM	4.4	41.5
10/12/2015 4:04:00 AM	4.0	39.1
10/12/2015 4:06:00 AM	3.9	41.0
10/12/2015 4:07:00 AM	4.4	40.3
10/12/2015 4:08:00 AM	3.9	40.7

10/12/2015 4:09:00 AM	3.8	40.9
10/12/2015 4:10:00 AM	4.4	42.0
10/12/2015 4:11:00 AM	4.6	43.2
10/12/2015 4:12:00 AM	4.8	44.0
10/12/2015 4:13:00 AM	4.6	43.2
10/12/2015 4:14:00 AM	4.6	42.7
10/12/2015 4:15:00 AM	5.2	44.9
10/12/2015 4:16:00 AM	4.4	42.4
10/12/2015 4:17:00 AM	4.7	40.9
10/12/2015 4:18:00 AM	4.5	41.0
10/12/2015 4:19:00 AM	4.8	43.2
10/12/2015 4:20:00 AM	4.6	41.6
10/12/2015 4:21:00 AM	4.9	43.2
10/12/2015 4:22:00 AM	4.5	42.9
10/12/2015 4:23:00 AM	4.5	43.6
10/12/2015 4:24:00 AM	4.6	41.9
10/12/2015 4:25:00 AM	4.5	42.0
10/12/2015 4:26:00 AM	5.0	43.4
10/12/2015 4:27:00 AM	4.4	41.9
10/12/2015 4:28:00 AM	4.2	41.6
10/12/2015 4:29:00 AM	4.3	42.3
10/12/2015 4:30:00 AM	5.1	44.9
10/12/2015 4:31:00 AM	4.5	42.6
10/12/2015 4:32:00 AM	4.8	41.6
10/12/2015 4:33:00 AM	4.6	42.9
10/12/2015 4:34:00 AM	4.2	41.5
10/12/2015 4:35:00 AM	4.4	40.9
10/12/2015 4:36:00 AM	4.5	41.4
10/12/2015 4:37:00 AM	4.1	40.2
10/12/2015 4:38:00 AM	4.6	41.2
10/12/2015 4:39:00 AM	4.0	39.6
10/12/2015 4:40:00 AM	4.5	41.3
10/12/2015 4:41:00 AM	4.3	40.0
10/12/2015 4:42:00 AM	4.6	40.8
10/12/2015 4:43:00 AM	4.7	45.3
10/12/2015 4:44:00 AM	4.1	39.7
10/12/2015 4:45:00 AM	3.6	41.3
10/12/2015 4:46:00 AM	4.6	41.6
10/12/2015 4:47:00 AM	4.5	39.5
10/12/2015 4:48:00 AM	4.6	41.1
10/12/2015 4:49:00 AM	3.7	39.1
10/12/2015 4:50:00 AM	3.7	38.9
10/12/2015 4:51:00 AM	4.1	38.9
10/12/2015 4:52:00 AM	4.1	39.5
10/12/2015 4:53:00 AM	4.0	41.9
10/12/2015 4:54:00 AM	4.5	41.7
10/12/2015 4:55:00 AM	3.9	40.0
10/12/2015 4:56:00 AM	4.4	39.2
10/12/2015 4:57:00 AM	3.6	38.8
10/12/2015 4:58:00 AM	4.2	39.3
10/12/2015 4:59:00 AM	3.8	38.6
10/15/2015 4:57:00 AM	3.5	41.0
10/15/2015 10:05:00 PM	5.2	48.4
10/15/2015 10:06:00 PM	5.3	47.1
10/15/2015 10:08:00 PM	3.8	44.4

10/15/2015 10:09:00 PM	4.7	45.4
10/15/2015 10:10:00 PM	4.3	43.6
10/15/2015 10:12:00 PM	3.8	41.9
10/15/2015 10:15:00 PM	4.8	45.6
10/15/2015 10:16:00 PM	3.8	41.9
10/15/2015 10:17:00 PM	3.6	40.9
10/15/2015 10:18:00 PM	4.2	43.2
10/15/2015 10:19:00 PM	4.5	42.6
10/15/2015 10:20:00 PM	4.1	41.7
10/15/2015 10:23:00 PM	3.9	40.3
10/15/2015 10:24:00 PM	4.3	42.0
10/15/2015 10:26:00 PM	4.5	43.3
10/15/2015 10:27:00 PM	4.1	41.8
10/16/2015 10:53:00 PM	5.8	50.2
10/17/2015 12:30:00 AM	5.2	48.7
10/17/2015 12:32:00 AM	5.3	48.7
10/17/2015 12:37:00 AM	5.6	51.2
10/17/2015 1:05:00 AM	5.1	46.8
10/17/2015 1:10:00 AM	5.5	48.5
10/17/2015 1:11:00 AM	5.7	50.4
10/17/2015 1:17:00 AM	5.1	47.3
10/17/2015 1:20:00 AM	4.6	46.7
10/17/2015 1:24:00 AM	6.6	52.0
10/17/2015 3:40:00 AM	3.6	40.5
10/17/2015 3:42:00 AM	3.8	40.4
10/17/2015 3:43:00 AM	4.1	48.7
10/17/2015 3:46:00 AM	4.4	47.5
10/19/2015 2:02:00 AM	3.8	37.7
10/19/2015 2:03:00 AM	4.1	38.1
10/19/2015 2:04:00 AM	3.6	37.5
10/19/2015 2:17:00 AM	4.1	38.9
10/19/2015 2:19:00 AM	3.6	37.7
10/19/2015 2:20:00 AM	3.5	37.8
10/19/2015 2:21:00 AM	3.5	38.4
10/19/2015 2:22:00 AM	3.5	38.0
10/19/2015 2:24:00 AM	3.8	38.3
10/19/2015 2:26:00 AM	3.8	38.7
10/19/2015 2:42:00 AM	3.5	38.8
10/19/2015 4:41:00 AM	3.6	38.8
10/19/2015 4:42:00 AM	3.7	38.8
10/19/2015 4:46:00 AM	3.7	39.4
10/19/2015 4:47:00 AM	3.7	38.7
10/19/2015 4:52:00 AM	3.8	38.9
10/19/2015 4:53:00 AM	3.6	38.9
10/19/2015 4:54:00 AM	3.6	38.5
10/19/2015 4:57:00 AM	3.5	38.9
10/19/2015 4:58:00 AM	3.8	39.7
10/19/2015 4:59:00 AM	3.7	39.4
10/20/2015 12:51:00 AM	5.0	44.3
10/20/2015 12:55:00 AM	5.3	45.8
10/20/2015 1:00:00 AM	5.6	46.5
10/20/2015 1:01:00 AM	5.1	44.5
10/20/2015 1:04:00 AM	5.1	43.9
10/20/2015 1:07:00 AM	4.5	42.2
10/20/2015 1:11:00 AM	4.7	43.4

10/20/2015 1:13:00 AM	4.7	43.5
10/20/2015 1:14:00 AM	5.0	43.6
10/20/2015 1:17:00 AM	4.2	42.1
10/20/2015 1:19:00 AM	4.7	42.3
10/20/2015 1:20:00 AM	4.3	42.6
10/20/2015 1:22:00 AM	4.1	41.4
10/20/2015 1:23:00 AM	4.4	41.5
10/20/2015 1:24:00 AM	4.3	41.9
10/20/2015 1:25:00 AM	4.3	42.0
10/20/2015 1:26:00 AM	4.2	41.5
10/20/2015 1:27:00 AM	4.0	41.3
10/20/2015 1:28:00 AM	4.1	41.7
10/20/2015 1:29:00 AM	4.5	41.5
10/20/2015 1:30:00 AM	4.1	40.7
10/20/2015 1:32:00 AM	4.4	41.3
10/20/2015 1:33:00 AM	4.6	41.7
10/20/2015 1:34:00 AM	4.0	41.2
10/20/2015 1:35:00 AM	4.0	41.0
10/20/2015 1:37:00 AM	4.4	42.1
10/20/2015 1:39:00 AM	4.7	42.5
10/20/2015 1:40:00 AM	4.2	41.2
10/20/2015 1:41:00 AM	4.1	40.4
10/20/2015 1:42:00 AM	3.8	39.7
10/20/2015 1:44:00 AM	3.5	40.6
10/20/2015 2:19:00 AM	3.6	38.5
10/20/2015 2:21:00 AM	3.9	38.9
10/20/2015 2:22:00 AM	3.7	40.3
10/20/2015 2:23:00 AM	4.0	41.2
10/20/2015 2:24:00 AM	4.2	40.3
10/20/2015 2:25:00 AM	4.1	40.2
10/20/2015 2:26:00 AM	4.6	41.4
10/20/2015 2:27:00 AM	3.9	41.1
10/20/2015 2:28:00 AM	4.5	43.3
10/20/2015 2:29:00 AM	4.2	41.1
10/20/2015 2:30:00 AM	3.9	42.1
10/20/2015 2:31:00 AM	4.2	41.2
10/20/2015 2:32:00 AM	3.9	41.6
10/20/2015 2:33:00 AM	4.1	41.5
10/20/2015 2:34:00 AM	4.0	42.2
10/20/2015 2:35:00 AM	4.4	42.4
10/20/2015 2:36:00 AM	4.3	43.6
10/20/2015 2:37:00 AM	4.1	42.0
10/20/2015 2:38:00 AM	4.0	41.2
10/20/2015 2:39:00 AM	4.1	41.5
10/20/2015 2:40:00 AM	4.6	42.5
10/20/2015 2:41:00 AM	4.3	43.1
10/20/2015 2:42:00 AM	4.6	44.3
10/20/2015 2:43:00 AM	4.6	43.2
10/20/2015 2:44:00 AM	4.4	42.7
10/20/2015 2:45:00 AM	3.7	42.4
10/20/2015 2:46:00 AM	4.5	42.0
10/20/2015 2:47:00 AM	3.7	41.7
10/20/2015 2:48:00 AM	4.1	41.5
10/20/2015 2:49:00 AM	3.7	40.7
10/20/2015 2:50:00 AM	3.8	41.4

10/20/2015 2:51:00 AM	4.5	41.8
10/20/2015 2:52:00 AM	4.0	40.6
10/20/2015 2:53:00 AM	4.3	42.0
10/20/2015 2:54:00 AM	4.2	42.5
10/20/2015 2:55:00 AM	4.5	42.7
10/20/2015 2:56:00 AM	4.0	41.5
10/20/2015 2:57:00 AM	4.0	41.8
10/20/2015 2:58:00 AM	4.1	41.0
10/20/2015 2:59:00 AM	3.6	40.8
10/20/2015 3:00:00 AM	3.8	41.1
10/20/2015 3:01:00 AM	4.1	41.0
10/20/2015 3:02:00 AM	3.5	40.3
10/20/2015 3:03:00 AM	3.9	41.2
10/20/2015 3:04:00 AM	3.5	39.8
10/20/2015 3:05:00 AM	3.6	39.7
10/20/2015 3:10:00 AM	3.6	40.5
10/20/2015 3:11:00 AM	4.2	42.6
10/20/2015 3:12:00 AM	4.1	40.3
10/20/2015 3:13:00 AM	3.5	40.0
10/20/2015 3:14:00 AM	3.7	40.6
10/20/2015 3:15:00 AM	3.7	40.5
10/20/2015 3:16:00 AM	3.9	39.6
10/20/2015 3:17:00 AM	3.7	40.8
10/20/2015 3:18:00 AM	3.9	40.7
10/20/2015 3:19:00 AM	4.0	40.4
10/20/2015 3:20:00 AM	3.8	40.7
10/20/2015 3:21:00 AM	4.1	40.3
10/20/2015 3:22:00 AM	3.7	39.4
10/20/2015 3:25:00 AM	3.7	39.1
10/20/2015 3:44:00 AM	3.6	38.8
10/20/2015 3:52:00 AM	3.8	39.0
10/20/2015 3:53:00 AM	3.6	39.0
10/20/2015 3:54:00 AM	3.8	39.6
10/20/2015 3:55:00 AM	3.8	40.2
10/20/2015 3:56:00 AM	3.9	40.0
10/20/2015 3:58:00 AM	3.6	38.9
10/20/2015 3:59:00 AM	3.5	39.4
10/20/2015 4:03:00 AM	4.2	40.3
10/20/2015 4:04:00 AM	3.8	40.1
10/20/2015 4:18:00 AM	3.6	39.0
10/20/2015 4:57:00 AM	4.3	42.4
10/21/2015 10:03:00 PM	6.5	49.7
10/21/2015 10:04:00 PM	7.2	52.8
10/21/2015 10:05:00 PM	6.9	51.5
10/21/2015 10:06:00 PM	6.1	47.4
10/21/2015 10:07:00 PM	6.5	51.0
10/21/2015 10:08:00 PM	6.5	50.8
10/21/2015 10:09:00 PM	7.1	52.0
10/21/2015 10:10:00 PM	7.2	50.6
10/21/2015 10:11:00 PM	6.1	49.3
10/21/2015 10:12:00 PM	6.9	51.2
10/21/2015 10:13:00 PM	6.5	50.1
10/21/2015 10:14:00 PM	6.2	50.0
10/21/2015 10:15:00 PM	6.5	49.8
10/21/2015 10:17:00 PM	7.5	53.5

10/21/2015 10:18:00 PM	7.0	51.2
10/21/2015 10:21:00 PM	7.3	53.0
10/21/2015 10:22:00 PM	7.3	54.5
10/21/2015 10:24:00 PM	6.8	52.4
10/21/2015 10:27:00 PM	7.3	53.8
10/21/2015 10:28:00 PM	7.1	54.1
10/21/2015 10:29:00 PM	7.3	54.2
10/22/2015 12:34:00 AM	7.0	53.7
10/22/2015 12:44:00 AM	7.4	53.2
10/22/2015 1:45:00 AM	6.7	50.8
10/22/2015 1:46:00 AM	6.9	51.2
10/22/2015 1:51:00 AM	6.9	51.2
10/22/2015 1:52:00 AM	6.7	52.2
10/22/2015 1:54:00 AM	7.2	52.9
10/22/2015 1:55:00 AM	6.9	51.3
10/22/2015 1:56:00 AM	6.8	51.6
10/22/2015 1:57:00 AM	7.2	51.4
10/22/2015 1:58:00 AM	6.2	47.3
10/22/2015 2:01:00 AM	5.5	46.9
10/23/2015 3:03:00 AM	3.9	38.6
10/23/2015 3:06:00 AM	3.6	38.4
10/23/2015 3:08:00 AM	4.2	40.1
10/23/2015 3:11:00 AM	4.0	38.8
10/23/2015 3:16:00 AM	4.1	39.0
10/23/2015 3:17:00 AM	3.6	37.2
10/23/2015 3:28:00 AM	3.5	36.6
10/23/2015 3:34:00 AM	3.5	36.7
10/23/2015 3:42:00 AM	3.7	38.5
10/23/2015 4:01:00 AM	3.6	36.8
10/23/2015 4:02:00 AM	4.0	39.9
10/23/2015 4:04:00 AM	3.6	36.7
10/23/2015 4:05:00 AM	3.6	36.6
10/29/2015 1:19:00 AM	6.4	48.2
10/29/2015 1:20:00 AM	6.1	47.1
10/29/2015 1:21:00 AM	6.8	50.0
10/29/2015 1:22:00 AM	6.0	49.0
10/29/2015 1:23:00 AM	5.9	46.8
10/29/2015 1:24:00 AM	6.3	49.0
10/29/2015 1:25:00 AM	7.3	52.7
10/29/2015 1:29:00 AM	6.7	50.3
10/29/2015 1:30:00 AM	6.4	48.8
10/29/2015 1:31:00 AM	7.0	53.9
10/29/2015 1:34:00 AM	6.6	51.4
10/29/2015 1:35:00 AM	6.6	48.9
10/29/2015 1:37:00 AM	6.8	50.9
10/29/2015 1:38:00 AM	5.4	44.0
10/29/2015 1:39:00 AM	5.8	47.3
10/29/2015 1:40:00 AM	5.8	46.3
10/29/2015 1:41:00 AM	5.7	44.5
10/29/2015 1:42:00 AM	5.4	45.3
10/29/2015 1:43:00 AM	5.5	43.5
10/29/2015 1:44:00 AM	5.9	47.7
10/29/2015 1:45:00 AM	5.9	44.8
10/29/2015 1:46:00 AM	5.0	42.7
10/29/2015 1:47:00 AM	5.2	43.5

10/29/2015 1:48:00 AM	4.6	41.4
10/29/2015 1:50:00 AM	5.2	43.1
10/29/2015 1:51:00 AM	5.7	46.7
10/29/2015 1:52:00 AM	5.0	47.1
10/29/2015 1:53:00 AM	5.0	44.2
10/29/2015 1:54:00 AM	5.1	42.9
10/29/2015 1:56:00 AM	5.9	47.7
10/29/2015 1:57:00 AM	5.8	48.0
10/29/2015 1:58:00 AM	5.1	42.9
10/29/2015 1:59:00 AM	4.8	43.2
10/29/2015 2:00:00 AM	6.3	49.5
10/29/2015 2:01:00 AM	6.8	50.0
10/29/2015 2:02:00 AM	5.4	45.0
10/29/2015 2:03:00 AM	5.4	43.9
10/29/2015 2:05:00 AM	6.3	48.0
10/29/2015 2:06:00 AM	6.6	49.3
10/29/2015 2:07:00 AM	6.1	47.8
10/29/2015 2:08:00 AM	6.4	50.0
10/29/2015 2:09:00 AM	7.2	52.5
10/29/2015 2:10:00 AM	7.2	52.6
10/29/2015 2:12:00 AM	7.3	52.1
10/29/2015 2:14:00 AM	6.3	49.7
10/31/2015 2:32:00 AM	3.7	37.2
10/31/2015 2:36:00 AM	3.6	38.6
10/31/2015 2:37:00 AM	3.6	38.7
10/31/2015 2:40:00 AM	3.7	38.4
10/31/2015 2:41:00 AM	3.6	38.9
10/31/2015 2:43:00 AM	3.5	39.5
10/31/2015 2:45:00 AM	3.8	39.4
10/31/2015 2:46:00 AM	3.6	39.0
10/31/2015 3:09:00 AM	3.7	38.9
10/31/2015 3:13:00 AM	3.6	37.7
10/31/2015 3:27:00 AM	3.5	38.0
10/31/2015 3:29:00 AM	3.7	37.8
10/31/2015 3:34:00 AM	3.6	37.6
10/31/2015 3:36:00 AM	3.5	38.4
10/31/2015 4:04:00 AM	3.6	39.0
10/31/2015 4:05:00 AM	3.8	38.9
10/31/2015 4:10:00 AM	3.5	39.2
11/01/2015 1:38:00 AM	7.4	54.0
11/01/2015 1:02:00 AM	7.1	50.9
11/02/2015 10:00:00 PM	5.2	44.8
11/02/2015 10:01:00 PM	5.3	46.2
11/02/2015 10:02:00 PM	6.1	49.1
11/02/2015 10:03:00 PM	5.6	46.0
11/02/2015 10:04:00 PM	6.0	47.2
11/02/2015 10:05:00 PM	5.6	45.6
11/02/2015 10:06:00 PM	5.5	46.8
11/02/2015 10:07:00 PM	5.5	45.6
11/02/2015 10:08:00 PM	5.7	45.8
11/02/2015 10:09:00 PM	5.9	47.8
11/02/2015 10:10:00 PM	5.2	44.6
11/02/2015 10:11:00 PM	5.9	46.4
11/02/2015 10:12:00 PM	5.4	44.2
11/02/2015 10:13:00 PM	5.5	45.4

11/02/2015 10:14:00 PM	5.7	45.9
11/02/2015 10:15:00 PM	5.2	45.0
11/02/2015 10:16:00 PM	5.2	45.3
11/02/2015 10:17:00 PM	5.5	50.7
11/02/2015 10:18:00 PM	5.5	47.7
11/02/2015 10:19:00 PM	5.6	44.9
11/02/2015 10:20:00 PM	5.7	45.5
11/02/2015 10:21:00 PM	5.6	45.8
11/02/2015 10:22:00 PM	5.8	46.7
11/02/2015 10:23:00 PM	5.2	44.2
11/02/2015 10:24:00 PM	5.2	45.1
11/02/2015 10:25:00 PM	5.4	45.7
11/02/2015 10:26:00 PM	5.4	45.0
11/02/2015 10:27:00 PM	5.6	45.5
11/02/2015 10:28:00 PM	5.1	43.8
11/02/2015 10:29:00 PM	5.3	44.9
11/02/2015 10:30:00 PM	5.5	44.2
11/02/2015 10:32:00 PM	4.8	43.1
11/02/2015 10:33:00 PM	5.1	44.0
11/02/2015 10:34:00 PM	5.1	42.9
11/02/2015 10:35:00 PM	5.1	43.8
11/02/2015 10:36:00 PM	5.1	43.1
11/02/2015 10:37:00 PM	5.2	42.5
11/02/2015 10:38:00 PM	4.7	42.6
11/02/2015 10:39:00 PM	5.2	44.8
11/02/2015 10:40:00 PM	5.1	44.4
11/02/2015 10:41:00 PM	4.9	42.5
11/02/2015 10:42:00 PM	4.9	42.5
11/02/2015 10:43:00 PM	5.1	44.2
11/02/2015 10:44:00 PM	4.7	43.2
11/02/2015 10:45:00 PM	4.8	42.9
11/02/2015 10:46:00 PM	4.9	42.7
11/02/2015 10:47:00 PM	4.3	40.8
11/02/2015 10:48:00 PM	4.2	40.6
11/02/2015 10:49:00 PM	4.5	40.8
11/02/2015 10:50:00 PM	4.6	40.1
11/02/2015 10:51:00 PM	4.7	40.8
11/02/2015 10:52:00 PM	4.5	40.6
11/02/2015 10:53:00 PM	5.3	42.8
11/02/2015 10:54:00 PM	5.1	41.3
11/02/2015 10:55:00 PM	4.5	40.2
11/02/2015 10:56:00 PM	5.0	41.6
11/02/2015 10:57:00 PM	4.6	40.0
11/02/2015 10:58:00 PM	4.4	40.1
11/02/2015 10:59:00 PM	4.5	39.0
11/02/2015 11:00:00 PM	4.8	41.3
11/02/2015 11:01:00 PM	5.0	42.0
11/02/2015 11:02:00 PM	4.9	41.8
11/02/2015 11:03:00 PM	4.6	40.6
11/02/2015 11:04:00 PM	5.0	42.0
11/02/2015 11:05:00 PM	4.8	41.6
11/02/2015 11:06:00 PM	5.5	42.8
11/02/2015 11:07:00 PM	4.6	41.2
11/02/2015 11:08:00 PM	4.7	41.8
11/02/2015 11:09:00 PM	4.2	41.8

11/02/2015 11:10:00 PM	4.6	41.5
11/02/2015 11:12:00 PM	4.7	40.8
11/02/2015 11:13:00 PM	4.2	38.8
11/02/2015 11:14:00 PM	4.6	40.6
11/02/2015 11:15:00 PM	4.8	40.6
11/02/2015 11:16:00 PM	4.3	40.0
11/02/2015 11:17:00 PM	5.0	41.5
11/02/2015 11:18:00 PM	4.3	40.3
11/02/2015 11:19:00 PM	4.4	39.5
11/02/2015 11:20:00 PM	4.4	39.5
11/02/2015 11:21:00 PM	4.4	41.2
11/02/2015 11:22:00 PM	4.3	40.6
11/02/2015 11:24:00 PM	4.5	44.0
11/02/2015 11:25:00 PM	4.9	42.6
11/02/2015 11:26:00 PM	4.4	39.7
11/02/2015 11:27:00 PM	4.5	40.7
11/02/2015 11:28:00 PM	4.5	41.1
11/02/2015 11:29:00 PM	4.5	39.8
11/02/2015 11:30:00 PM	4.1	39.0
11/02/2015 11:31:00 PM	4.4	40.2
11/02/2015 11:32:00 PM	4.8	41.3
11/02/2015 11:33:00 PM	3.8	41.2
11/02/2015 11:34:00 PM	4.3	40.9
11/02/2015 11:35:00 PM	4.7	41.5
11/02/2015 11:36:00 PM	4.2	39.7
11/02/2015 11:37:00 PM	4.5	40.8
11/02/2015 11:38:00 PM	4.1	40.1
11/02/2015 11:39:00 PM	4.7	42.9
11/02/2015 11:40:00 PM	5.0	41.1
11/02/2015 11:41:00 PM	5.2	45.1
11/02/2015 11:42:00 PM	4.6	41.8
11/02/2015 11:43:00 PM	4.7	41.8
11/02/2015 11:44:00 PM	4.8	42.0
11/02/2015 11:45:00 PM	4.6	41.7
11/02/2015 11:46:00 PM	4.7	41.4
11/02/2015 11:47:00 PM	4.2	39.8
11/02/2015 11:48:00 PM	4.3	40.7
11/02/2015 11:49:00 PM	4.9	42.0
11/02/2015 11:50:00 PM	4.6	41.0
11/02/2015 11:51:00 PM	4.0	40.0
11/02/2015 11:52:00 PM	3.8	38.9
11/02/2015 11:53:00 PM	3.9	38.8
11/02/2015 11:54:00 PM	4.2	39.8
11/02/2015 11:55:00 PM	4.5	41.3
11/02/2015 11:56:00 PM	3.9	39.3
11/02/2015 11:57:00 PM	3.8	38.8
11/02/2015 11:58:00 PM	4.1	39.1
11/02/2015 11:59:00 PM	4.2	39.6
11/03/2015 12:00:00 AM	4.5	40.5
11/03/2015 12:01:00 AM	4.4	40.9
11/03/2015 12:02:00 AM	4.3	40.8
11/03/2015 12:03:00 AM	4.5	40.5
11/03/2015 12:04:00 AM	4.2	39.7
11/03/2015 12:05:00 AM	4.2	39.7
11/03/2015 12:06:00 AM	4.4	39.6

11/03/2015 12:07:00 AM	4.3	40.0
11/03/2015 12:08:00 AM	4.6	39.8
11/03/2015 12:09:00 AM	4.4	40.5
11/03/2015 12:10:00 AM	4.4	41.1
11/03/2015 12:11:00 AM	4.5	40.2
11/03/2015 12:12:00 AM	4.3	40.6
11/03/2015 12:13:00 AM	3.7	41.1
11/03/2015 12:14:00 AM	4.2	39.9
11/03/2015 12:15:00 AM	4.3	41.1
11/03/2015 12:16:00 AM	4.4	42.1
11/03/2015 12:17:00 AM	4.2	40.0
11/03/2015 12:46:00 AM	3.8	38.6
11/03/2015 12:47:00 AM	4.0	39.3
11/03/2015 12:48:00 AM	3.9	38.2
11/03/2015 12:49:00 AM	3.8	39.4
11/03/2015 12:50:00 AM	4.1	39.4
11/03/2015 12:51:00 AM	4.1	39.4
11/03/2015 12:52:00 AM	4.1	40.2
11/03/2015 12:53:00 AM	3.9	41.6
11/03/2015 12:54:00 AM	4.5	40.1
11/03/2015 12:55:00 AM	3.9	40.7
11/03/2015 12:56:00 AM	3.7	40.8
11/03/2015 12:57:00 AM	3.9	40.0
11/03/2015 12:58:00 AM	4.3	39.7
11/03/2015 12:59:00 AM	4.1	40.1
11/03/2015 1:00:00 AM	4.1	39.3
11/03/2015 1:01:00 AM	3.9	39.7
11/03/2015 1:02:00 AM	4.1	39.6
11/03/2015 1:03:00 AM	4.1	39.3
11/03/2015 1:04:00 AM	3.9	39.4
11/03/2015 1:05:00 AM	3.7	38.4
11/03/2015 1:06:00 AM	4.2	39.8
11/03/2015 1:07:00 AM	3.8	39.8
11/03/2015 1:08:00 AM	3.7	38.8
11/03/2015 1:09:00 AM	4.1	39.5
11/03/2015 1:10:00 AM	4.2	39.1
11/03/2015 1:11:00 AM	3.7	38.0
11/03/2015 1:12:00 AM	3.9	38.5
11/03/2015 1:13:00 AM	3.8	38.0
11/03/2015 1:14:00 AM	4.0	38.3
11/03/2015 1:15:00 AM	3.6	38.6
11/03/2015 1:16:00 AM	4.5	39.9
11/03/2015 1:17:00 AM	4.7	40.7
11/03/2015 1:18:00 AM	4.4	39.8
11/03/2015 1:19:00 AM	4.3	39.1
11/03/2015 1:20:00 AM	4.4	39.8
11/03/2015 1:21:00 AM	4.1	39.4
11/03/2015 1:22:00 AM	4.2	40.1
11/03/2015 1:23:00 AM	4.1	39.5
11/03/2015 1:24:00 AM	4.2	40.3
11/03/2015 1:25:00 AM	3.8	40.2
11/03/2015 1:26:00 AM	4.2	39.6
11/03/2015 1:27:00 AM	3.9	39.1
11/03/2015 1:28:00 AM	4.1	40.0
11/03/2015 1:29:00 AM	4.1	40.7

11/03/2015 1:30:00 AM	4.3	41.2
11/03/2015 1:31:00 AM	3.8	41.5
11/03/2015 1:32:00 AM	4.6	41.6
11/03/2015 1:33:00 AM	4.1	41.5
11/03/2015 1:34:00 AM	4.0	40.5
11/03/2015 1:35:00 AM	4.2	39.3
11/03/2015 1:36:00 AM	4.0	41.4
11/03/2015 1:37:00 AM	4.5	40.4
11/03/2015 1:38:00 AM	4.9	41.2
11/03/2015 1:39:00 AM	4.2	39.6
11/03/2015 1:40:00 AM	4.2	40.0
11/03/2015 1:41:00 AM	3.9	38.5
11/03/2015 1:42:00 AM	4.3	40.6
11/03/2015 1:43:00 AM	4.1	39.1
11/03/2015 1:44:00 AM	4.1	39.7
11/03/2015 1:45:00 AM	4.1	38.6
11/03/2015 1:46:00 AM	4.5	39.7
11/03/2015 1:47:00 AM	4.6	39.9
11/03/2015 1:48:00 AM	4.4	39.2
11/03/2015 1:49:00 AM	4.3	40.7
11/03/2015 1:50:00 AM	4.0	39.2
11/03/2015 1:51:00 AM	4.5	40.1
11/03/2015 1:52:00 AM	4.5	39.4
11/03/2015 1:53:00 AM	4.2	38.6
11/03/2015 1:54:00 AM	4.1	38.9
11/03/2015 1:55:00 AM	4.7	40.7
11/03/2015 1:56:00 AM	4.3	39.4
11/03/2015 1:57:00 AM	4.2	39.2
11/03/2015 1:58:00 AM	4.0	38.7
11/03/2015 1:59:00 AM	3.9	39.2
11/03/2015 2:00:00 AM	4.2	39.4
11/03/2015 2:01:00 AM	3.9	38.3
11/03/2015 2:02:00 AM	4.3	39.4
11/03/2015 2:03:00 AM	4.2	39.1
11/03/2015 2:04:00 AM	4.2	39.6
11/03/2015 2:05:00 AM	4.2	39.4
11/03/2015 2:06:00 AM	4.2	39.1
11/03/2015 2:07:00 AM	4.4	38.8
11/03/2015 2:08:00 AM	4.6	39.3
11/03/2015 2:09:00 AM	4.4	39.7
11/03/2015 2:10:00 AM	4.2	38.3
11/03/2015 2:11:00 AM	4.4	38.9
11/03/2015 2:12:00 AM	3.9	37.8
11/03/2015 2:13:00 AM	3.9	37.8
11/03/2015 2:14:00 AM	4.0	38.0
11/03/2015 2:15:00 AM	4.0	37.8
11/03/2015 2:16:00 AM	3.9	38.2
11/03/2015 2:17:00 AM	4.1	38.6
11/03/2015 2:18:00 AM	4.5	39.4
11/03/2015 2:19:00 AM	4.6	39.0
11/03/2015 2:20:00 AM	4.1	38.0
11/03/2015 2:21:00 AM	4.3	37.8
11/03/2015 2:22:00 AM	4.0	37.7
11/03/2015 2:44:00 AM	4.2	38.0
11/03/2015 2:45:00 AM	4.4	39.5

11/03/2015 2:48:00 AM	4.1	38.8
11/03/2015 2:49:00 AM	4.2	38.9
11/03/2015 2:50:00 AM	4.0	37.9
11/03/2015 2:51:00 AM	3.9	37.6
11/03/2015 2:52:00 AM	4.2	37.3
11/03/2015 2:53:00 AM	4.1	38.0
11/03/2015 2:54:00 AM	4.6	40.7
11/03/2015 2:55:00 AM	4.5	38.7
11/03/2015 2:56:00 AM	4.3	38.9
11/03/2015 2:57:00 AM	4.3	38.9
11/03/2015 2:58:00 AM	4.3	38.4
11/03/2015 2:59:00 AM	4.2	38.3
11/03/2015 3:00:00 AM	4.2	37.5
11/03/2015 3:01:00 AM	3.9	37.2
11/03/2015 3:02:00 AM	3.8	37.3
11/03/2015 3:03:00 AM	4.2	37.3
11/03/2015 3:04:00 AM	3.8	37.2
11/03/2015 3:05:00 AM	3.8	37.4
11/03/2015 3:06:00 AM	3.5	37.2
11/03/2015 3:07:00 AM	3.6	37.4
11/03/2015 3:10:00 AM	3.6	37.7
11/03/2015 3:11:00 AM	3.5	37.5
11/03/2015 3:12:00 AM	3.7	38.0
11/03/2015 3:14:00 AM	3.6	37.4
11/03/2015 3:15:00 AM	3.6	37.3
11/03/2015 3:17:00 AM	3.5	37.3
11/03/2015 3:23:00 AM	3.7	38.7
11/03/2015 3:24:00 AM	3.6	37.6
11/03/2015 3:25:00 AM	3.6	38.1
11/03/2015 3:26:00 AM	3.7	38.2
11/03/2015 3:27:00 AM	3.6	37.8
11/03/2015 3:35:00 AM	3.5	37.2
11/03/2015 3:36:00 AM	3.6	37.1
11/03/2015 3:38:00 AM	3.5	36.7
11/03/2015 3:39:00 AM	3.6	37.0
11/03/2015 3:40:00 AM	3.8	36.8
11/03/2015 3:41:00 AM	3.8	37.2
11/03/2015 3:42:00 AM	3.5	36.9
11/03/2015 3:43:00 AM	3.9	37.4
11/03/2015 3:44:00 AM	3.7	37.4
11/03/2015 3:45:00 AM	4.1	37.5
11/03/2015 3:46:00 AM	4.3	39.0
11/03/2015 3:47:00 AM	4.0	38.0
11/03/2015 3:48:00 AM	3.9	38.7
11/03/2015 3:49:00 AM	4.2	40.0
11/03/2015 3:50:00 AM	4.0	39.0
11/03/2015 3:51:00 AM	4.3	40.3
11/03/2015 3:52:00 AM	4.1	39.2
11/03/2015 3:53:00 AM	4.0	40.5
11/03/2015 3:54:00 AM	4.2	38.8
11/03/2015 3:55:00 AM	4.0	38.2
11/03/2015 3:56:00 AM	4.1	37.9
11/03/2015 3:57:00 AM	4.0	37.9
11/03/2015 3:58:00 AM	3.9	37.6
11/03/2015 3:59:00 AM	3.9	37.6

11/03/2015 4:00:00 AM	3.5	37.9
11/03/2015 4:01:00 AM	3.7	37.8
11/03/2015 4:02:00 AM	3.8	37.5
11/03/2015 4:03:00 AM	3.7	38.2
11/03/2015 4:04:00 AM	4.0	37.8
11/03/2015 4:05:00 AM	3.6	38.1
11/03/2015 4:06:00 AM	4.1	37.7
11/03/2015 4:07:00 AM	4.1	37.6
11/03/2015 4:08:00 AM	3.8	37.1
11/03/2015 4:09:00 AM	3.7	37.5
11/03/2015 4:10:00 AM	3.8	37.8
11/03/2015 4:11:00 AM	3.7	37.4
11/03/2015 4:13:00 AM	3.7	37.1
11/03/2015 4:14:00 AM	3.8	37.5
11/05/2015 1:20:00 AM	3.7	38.4
11/05/2015 1:48:00 AM	3.7	39.2
11/05/2015 2:53:00 AM	3.5	38.6
11/05/2015 2:54:00 AM	3.7	38.9
11/05/2015 2:55:00 AM	3.9	39.3
11/05/2015 10:00:00 PM	4.6	42.3
11/05/2015 10:01:00 PM	5.2	43.3
11/05/2015 10:02:00 PM	5.0	44.8
11/05/2015 10:03:00 PM	5.0	43.8
11/05/2015 11:10:00 PM	6.2	49.3
11/05/2015 11:11:00 PM	6.2	48.9
11/05/2015 11:12:00 PM	5.5	47.8
11/05/2015 11:13:00 PM	5.4	45.8
11/05/2015 11:14:00 PM	5.2	46.0
11/05/2015 11:15:00 PM	5.7	46.9
11/05/2015 11:16:00 PM	6.1	48.4
11/05/2015 11:17:00 PM	7.0	51.3
11/05/2015 11:18:00 PM	5.1	44.5
11/05/2015 11:19:00 PM	5.5	47.0
11/05/2015 11:20:00 PM	6.2	49.5
11/05/2015 11:23:00 PM	5.7	46.6
11/05/2015 11:24:00 PM	5.4	47.3
11/05/2015 11:25:00 PM	5.4	45.8
11/05/2015 11:26:00 PM	5.7	46.8
11/05/2015 11:27:00 PM	5.4	47.7
11/05/2015 11:28:00 PM	5.8	46.2
11/05/2015 11:29:00 PM	6.8	50.4
11/05/2015 11:30:00 PM	5.4	45.7
11/05/2015 11:31:00 PM	5.2	45.7
11/05/2015 11:32:00 PM	6.0	48.7
11/05/2015 11:33:00 PM	6.4	49.4
11/05/2015 11:34:00 PM	6.5	51.2
11/05/2015 11:35:00 PM	6.2	50.3
11/05/2015 11:36:00 PM	6.3	50.8
11/05/2015 11:37:00 PM	6.4	49.6
11/05/2015 11:38:00 PM	6.0	48.3
11/05/2015 11:39:00 PM	6.3	47.4
11/05/2015 11:40:00 PM	5.5	46.8
11/05/2015 11:41:00 PM	5.8	48.3
11/05/2015 11:42:00 PM	6.2	49.5
11/05/2015 11:43:00 PM	6.6	49.5

11/05/2015 11:45:00 PM	5.5	44.8
11/05/2015 11:47:00 PM	6.2	48.3
11/05/2015 11:49:00 PM	6.4	49.0
11/05/2015 11:50:00 PM	5.9	45.9
11/06/2015 3:23:00 AM	7.2	51.1
11/06/2015 3:24:00 AM	6.8	48.9
11/06/2015 3:25:00 AM	7.0	50.9
11/06/2015 4:34:00 AM	6.5	47.0
11/06/2015 4:36:00 AM	6.3	48.8
11/06/2015 4:38:00 AM	5.7	48.3
11/06/2015 4:39:00 AM	7.3	48.4
11/06/2015 4:40:00 AM	6.4	44.9
11/06/2015 4:42:00 AM	6.1	47.5
11/06/2015 4:43:00 AM	5.8	46.3
11/06/2015 4:44:00 AM	6.7	48.6
11/06/2015 4:47:00 AM	7.1	49.2
11/06/2015 4:48:00 AM	7.1	50.8
11/06/2015 4:49:00 AM	6.1	48.7
11/06/2015 4:50:00 AM	6.6	48.6
11/06/2015 4:53:00 AM	7.0	51.2
11/08/2015 10:04:00 PM	3.9	49.2
11/08/2015 10:05:00 PM	3.7	38.1
11/08/2015 10:06:00 PM	3.8	38.4
11/08/2015 10:07:00 PM	3.8	38.5
11/08/2015 10:08:00 PM	4.1	50.8
11/08/2015 10:09:00 PM	3.9	42.4
11/08/2015 10:10:00 PM	3.9	40.1
11/08/2015 10:11:00 PM	3.7	38.8
11/08/2015 10:12:00 PM	4.2	38.8
11/08/2015 10:13:00 PM	3.9	39.1
11/08/2015 10:14:00 PM	4.1	39.5
11/08/2015 10:15:00 PM	4.2	39.4
11/08/2015 10:16:00 PM	4.0	38.6
11/08/2015 10:17:00 PM	4.1	39.1
11/08/2015 10:18:00 PM	4.0	38.4
11/08/2015 10:19:00 PM	3.8	38.4
11/08/2015 10:20:00 PM	3.9	38.7
11/08/2015 10:21:00 PM	4.1	39.1
11/08/2015 10:22:00 PM	4.4	39.7
11/08/2015 10:23:00 PM	4.3	39.2
11/08/2015 10:24:00 PM	4.1	39.0
11/08/2015 10:25:00 PM	4.3	39.5
11/08/2015 10:26:00 PM	4.4	41.6
11/08/2015 10:27:00 PM	4.3	40.3
11/08/2015 10:28:00 PM	4.3	39.7
11/08/2015 10:29:00 PM	4.1	39.0
11/08/2015 10:30:00 PM	4.3	38.9
11/08/2015 10:31:00 PM	4.0	39.0
11/08/2015 10:32:00 PM	4.2	39.1
11/08/2015 10:33:00 PM	4.3	38.7
11/08/2015 10:34:00 PM	4.2	39.3
11/08/2015 10:35:00 PM	4.3	39.7
11/08/2015 10:36:00 PM	4.2	39.2
11/08/2015 10:37:00 PM	4.0	39.0
11/08/2015 10:38:00 PM	4.0	39.3

11/08/2015 10:39:00 PM	4.1	39.3
11/08/2015 10:40:00 PM	4.1	39.0
11/08/2015 10:41:00 PM	4.2	38.9
11/08/2015 10:42:00 PM	4.4	39.3
11/08/2015 10:43:00 PM	4.1	39.1
11/08/2015 10:44:00 PM	4.0	38.9
11/08/2015 10:45:00 PM	4.4	39.4
11/08/2015 10:46:00 PM	4.1	38.9
11/08/2015 10:47:00 PM	4.1	38.8
11/08/2015 10:48:00 PM	4.4	39.3
11/08/2015 10:49:00 PM	4.2	39.3
11/08/2015 10:50:00 PM	4.3	39.3
11/08/2015 10:51:00 PM	3.8	39.0
11/08/2015 10:52:00 PM	3.8	38.9
11/08/2015 10:53:00 PM	3.7	37.7
11/08/2015 10:54:00 PM	3.8	36.9
11/08/2015 10:59:00 PM	3.6	38.3
11/08/2015 11:02:00 PM	3.7	39.1
11/08/2015 11:03:00 PM	3.7	38.2
11/08/2015 11:04:00 PM	4.0	38.5
11/08/2015 11:05:00 PM	3.9	39.2
11/08/2015 11:06:00 PM	4.1	39.8
11/08/2015 11:07:00 PM	3.8	39.4
11/08/2015 11:08:00 PM	3.8	38.7
11/08/2015 11:09:00 PM	3.9	39.4
11/08/2015 11:10:00 PM	4.2	38.9
11/08/2015 11:11:00 PM	4.0	39.3
11/08/2015 11:12:00 PM	4.3	39.9
11/08/2015 11:13:00 PM	3.7	39.1
11/08/2015 11:16:00 PM	3.7	40.0
11/08/2015 11:17:00 PM	3.8	42.3
11/08/2015 11:18:00 PM	3.7	43.3
11/08/2015 11:20:00 PM	3.8	46.2
11/08/2015 11:21:00 PM	4.0	43.1
11/08/2015 11:22:00 PM	4.1	42.9
11/08/2015 11:23:00 PM	4.2	45.5
11/08/2015 11:25:00 PM	4.5	43.7
11/08/2015 11:26:00 PM	4.3	42.7
11/08/2015 11:27:00 PM	4.3	40.0
11/08/2015 11:28:00 PM	4.4	40.7
11/08/2015 11:29:00 PM	3.8	40.1
11/08/2015 11:30:00 PM	4.1	39.8
11/08/2015 11:31:00 PM	4.4	39.3
11/08/2015 11:32:00 PM	4.1	38.8
11/08/2015 11:33:00 PM	4.4	39.1
11/08/2015 11:34:00 PM	4.2	38.7
11/08/2015 11:35:00 PM	4.2	38.4
11/08/2015 11:40:00 PM	3.6	38.1
11/08/2015 11:41:00 PM	3.5	38.3
11/08/2015 11:42:00 PM	3.8	38.6
11/08/2015 11:43:00 PM	3.5	38.6
11/08/2015 11:44:00 PM	3.6	38.4
11/08/2015 11:45:00 PM	3.8	38.5
11/08/2015 11:47:00 PM	3.6	38.8
11/08/2015 11:48:00 PM	3.6	39.0

11/08/2015 11:49:00 PM	3.6	39.5
11/08/2015 11:50:00 PM	3.7	39.9
11/08/2015 11:51:00 PM	3.7	39.5
11/08/2015 11:52:00 PM	3.8	39.4
11/08/2015 11:53:00 PM	3.8	39.7
11/08/2015 11:54:00 PM	3.8	39.1
11/08/2015 11:55:00 PM	3.5	39.1
11/08/2015 11:56:00 PM	3.6	39.2
11/09/2015 12:20:00 AM	3.5	35.0
11/10/2015 12:49:00 AM	3.6	37.4
11/10/2015 1:29:00 AM	3.5	35.0
11/10/2015 1:30:00 AM	3.6	35.0
11/10/2015 1:31:00 AM	3.8	35.3
11/10/2015 1:32:00 AM	3.6	35.9
11/10/2015 1:55:00 AM	3.8	38.4
11/10/2015 2:19:00 AM	3.6	38.2
11/10/2015 2:20:00 AM	3.7	38.1
11/10/2015 2:21:00 AM	3.6	37.4
11/10/2015 2:22:00 AM	3.8	37.5
11/10/2015 2:23:00 AM	4.1	38.7
11/10/2015 2:24:00 AM	4.2	39.8
11/10/2015 2:25:00 AM	4.2	40.3
11/10/2015 2:26:00 AM	4.4	40.1
11/10/2015 2:27:00 AM	4.5	41.1
11/10/2015 2:28:00 AM	4.6	40.5
11/10/2015 2:29:00 AM	4.6	42.5
11/10/2015 2:30:00 AM	5.1	44.8
11/10/2015 2:31:00 AM	5.5	46.2
11/10/2015 2:32:00 AM	5.6	47.7
11/10/2015 2:33:00 AM	5.3	45.8
11/10/2015 2:34:00 AM	5.6	47.8
11/10/2015 2:35:00 AM	5.3	46.0
11/10/2015 2:36:00 AM	4.0	40.9
11/10/2015 2:37:00 AM	5.0	44.3
11/10/2015 2:38:00 AM	5.3	44.8
11/10/2015 2:39:00 AM	4.9	42.1
11/10/2015 2:40:00 AM	5.2	44.8
11/10/2015 2:41:00 AM	4.7	42.6
11/10/2015 2:42:00 AM	4.5	39.7
11/10/2015 2:43:00 AM	4.6	40.2
11/10/2015 2:44:00 AM	4.7	39.6
11/10/2015 2:45:00 AM	4.4	39.0
11/10/2015 2:46:00 AM	4.1	37.6
11/10/2015 2:47:00 AM	4.2	38.3
11/10/2015 2:48:00 AM	4.4	38.8
11/10/2015 2:49:00 AM	4.5	38.8
11/10/2015 3:01:00 AM	3.8	38.0
11/10/2015 3:06:00 AM	4.1	38.8
11/10/2015 3:20:00 AM	3.7	37.3
11/10/2015 3:33:00 AM	3.6	37.8
11/10/2015 3:34:00 AM	4.0	38.3
11/10/2015 3:44:00 AM	4.4	39.6
11/10/2015 3:45:00 AM	4.6	40.3
11/10/2015 3:46:00 AM	4.4	40.8
11/10/2015 3:49:00 AM	4.3	40.6

11/10/2015 3:50:00 AM	4.4	42.6
11/10/2015 3:51:00 AM	4.6	41.7
11/10/2015 3:52:00 AM	4.7	42.8
11/10/2015 3:53:00 AM	4.2	38.9
11/10/2015 3:57:00 AM	4.1	38.7
11/10/2015 3:58:00 AM	4.3	42.0
11/10/2015 3:59:00 AM	4.1	40.3
11/10/2015 4:00:00 AM	3.7	40.0
11/10/2015 4:02:00 AM	3.5	37.8
11/10/2015 4:09:00 AM	3.8	37.0
11/10/2015 4:10:00 AM	3.8	38.3
11/10/2015 4:11:00 AM	3.6	36.7
11/14/2015 10:00:00 PM	5.0	41.1
11/14/2015 10:01:00 PM	4.9	41.6
11/14/2015 10:02:00 PM	4.7	40.8
11/14/2015 10:03:00 PM	5.6	45.4
11/14/2015 10:04:00 PM	5.2	41.7
11/14/2015 10:05:00 PM	5.0	42.9
11/14/2015 10:06:00 PM	4.6	41.0
11/14/2015 10:07:00 PM	4.7	42.2
11/14/2015 10:08:00 PM	4.4	39.0
11/14/2015 10:09:00 PM	4.3	39.7
11/14/2015 10:10:00 PM	5.0	41.0
11/14/2015 10:11:00 PM	4.3	37.5
11/14/2015 10:13:00 PM	5.1	41.8
11/14/2015 10:14:00 PM	4.9	42.5
11/14/2015 10:15:00 PM	4.6	41.8
11/14/2015 10:37:00 PM	4.3	38.7
11/15/2015 1:17:00 AM	5.5	45.3
11/15/2015 1:22:00 AM	5.3	45.3
11/15/2015 1:24:00 AM	6.0	48.4
11/15/2015 1:26:00 AM	4.7	40.9
11/15/2015 1:32:00 AM	4.9	42.4
11/15/2015 1:35:00 AM	5.6	45.8
11/15/2015 1:38:00 AM	5.4	45.6
11/15/2015 1:39:00 AM	5.4	46.0
11/15/2015 1:40:00 AM	5.1	43.6
11/15/2015 1:41:00 AM	4.9	43.3
11/15/2015 1:42:00 AM	4.6	39.8
11/15/2015 1:43:00 AM	4.9	42.2
11/15/2015 1:44:00 AM	4.9	41.7
11/15/2015 1:45:00 AM	4.4	39.7
11/15/2015 1:46:00 AM	4.9	41.2
11/15/2015 1:47:00 AM	5.0	42.1
11/15/2015 1:48:00 AM	6.0	47.3
11/15/2015 1:49:00 AM	5.9	47.4
11/15/2015 1:50:00 AM	5.2	43.3
11/15/2015 1:51:00 AM	4.8	41.8
11/15/2015 1:52:00 AM	4.3	41.6
11/15/2015 1:53:00 AM	4.7	39.4
11/15/2015 1:54:00 AM	4.7	41.5
11/15/2015 1:55:00 AM	4.4	40.2
11/15/2015 1:56:00 AM	4.5	40.2
11/15/2015 1:57:00 AM	4.6	39.0
11/15/2015 1:58:00 AM	4.7	42.7

11/15/2015 1:59:00 AM	4.7	41.5
11/15/2015 2:00:00 AM	4.5	40.3
11/15/2015 2:01:00 AM	4.7	40.3
11/15/2015 2:02:00 AM	4.7	39.7
11/15/2015 2:03:00 AM	4.8	41.5
11/15/2015 2:04:00 AM	5.2	42.7
11/15/2015 2:05:00 AM	4.3	39.7
11/15/2015 2:06:00 AM	4.5	39.5
11/15/2015 2:07:00 AM	5.3	43.5
11/15/2015 2:08:00 AM	5.0	41.7
11/15/2015 2:09:00 AM	5.0	42.1
11/15/2015 2:10:00 AM	4.8	41.8
11/15/2015 2:11:00 AM	5.3	43.2
11/15/2015 2:12:00 AM	4.7	40.1
11/15/2015 2:13:00 AM	5.2	40.1
11/15/2015 2:14:00 AM	5.2	43.4
11/15/2015 2:15:00 AM	5.3	44.3
11/15/2015 2:16:00 AM	5.7	45.6
11/15/2015 2:17:00 AM	5.8	46.8
11/15/2015 2:18:00 AM	6.1	46.3
11/15/2015 2:19:00 AM	5.3	42.2
11/15/2015 2:20:00 AM	5.5	44.1
11/15/2015 2:21:00 AM	5.5	45.1
11/15/2015 2:22:00 AM	5.5	43.7
11/15/2015 2:23:00 AM	5.6	45.4
11/15/2015 2:24:00 AM	5.8	46.5
11/15/2015 2:25:00 AM	4.9	41.3
11/15/2015 2:26:00 AM	5.5	44.2
11/15/2015 2:27:00 AM	5.8	46.4
11/15/2015 2:28:00 AM	5.6	44.5
11/15/2015 2:29:00 AM	5.0	40.9
11/15/2015 2:30:00 AM	5.3	43.7
11/15/2015 2:31:00 AM	4.8	40.7
11/15/2015 2:32:00 AM	4.9	40.4
11/15/2015 2:33:00 AM	5.1	43.6
11/15/2015 2:34:00 AM	4.8	40.7
11/15/2015 2:35:00 AM	4.9	43.8
11/15/2015 2:36:00 AM	5.1	42.6
11/15/2015 2:37:00 AM	5.1	42.7
11/15/2015 2:38:00 AM	5.0	41.3
11/15/2015 2:39:00 AM	4.9	40.7
11/15/2015 2:40:00 AM	4.8	40.8
11/15/2015 2:41:00 AM	5.1	41.3
11/15/2015 2:42:00 AM	4.7	39.7
11/15/2015 2:43:00 AM	4.9	41.4
11/15/2015 2:44:00 AM	4.8	39.7
11/15/2015 2:45:00 AM	4.6	40.4
11/15/2015 2:46:00 AM	5.0	42.5
11/15/2015 2:47:00 AM	5.1	41.8
11/15/2015 2:48:00 AM	4.6	41.2
11/15/2015 2:49:00 AM	4.8	39.8
11/15/2015 2:50:00 AM	4.6	38.5
11/15/2015 2:51:00 AM	4.9	40.7
11/15/2015 2:52:00 AM	4.9	40.6
11/15/2015 2:53:00 AM	5.1	43.4

11/15/2015 2:54:00 AM	5.2	43.2
11/15/2015 2:55:00 AM	5.0	41.4
11/15/2015 2:56:00 AM	5.2	42.5
11/15/2015 2:57:00 AM	5.0	42.5
11/15/2015 2:58:00 AM	5.2	42.5
11/15/2015 2:59:00 AM	4.9	41.7
11/15/2015 3:00:00 AM	4.8	40.5
11/15/2015 3:01:00 AM	4.9	42.8
11/15/2015 3:02:00 AM	5.0	42.0
11/15/2015 3:03:00 AM	4.8	41.5
11/15/2015 3:04:00 AM	4.6	40.2
11/15/2015 3:05:00 AM	4.7	41.0
11/15/2015 3:06:00 AM	5.1	41.6
11/15/2015 3:07:00 AM	4.7	41.5
11/15/2015 3:08:00 AM	4.8	41.5
11/15/2015 3:09:00 AM	4.9	42.0
11/15/2015 3:10:00 AM	4.9	41.2
11/15/2015 3:11:00 AM	5.2	40.6
11/15/2015 3:12:00 AM	5.1	41.9
11/15/2015 3:13:00 AM	4.9	41.2
11/15/2015 3:14:00 AM	4.9	41.2
11/15/2015 3:15:00 AM	4.7	40.5
11/15/2015 3:16:00 AM	5.0	42.0
11/15/2015 3:17:00 AM	4.6	40.3
11/15/2015 3:18:00 AM	4.7	41.0
11/15/2015 3:19:00 AM	4.4	38.4
11/15/2015 3:20:00 AM	4.7	39.8
11/15/2015 3:21:00 AM	4.5	38.8
11/15/2015 3:22:00 AM	4.6	40.3
11/15/2015 3:23:00 AM	4.5	39.6
11/15/2015 3:24:00 AM	4.2	37.5
11/15/2015 3:25:00 AM	4.5	37.3
11/15/2015 3:26:00 AM	4.5	38.9
11/15/2015 3:27:00 AM	4.7	39.0
11/15/2015 3:28:00 AM	4.5	38.5
11/15/2015 3:29:00 AM	4.0	37.2
11/15/2015 3:30:00 AM	4.2	37.3
11/15/2015 3:31:00 AM	4.3	38.9
11/15/2015 3:32:00 AM	4.6	39.3
11/15/2015 3:33:00 AM	4.0	38.7
11/15/2015 3:34:00 AM	4.0	37.0
11/15/2015 3:35:00 AM	3.7	36.3
11/15/2015 3:36:00 AM	4.1	37.1
11/15/2015 3:37:00 AM	4.0	41.0
11/15/2015 3:38:00 AM	3.9	39.4
11/15/2015 3:39:00 AM	4.0	35.9
11/15/2015 3:41:00 AM	3.6	38.0
11/15/2015 3:42:00 AM	4.2	38.5
11/15/2015 3:43:00 AM	4.1	38.2
11/15/2015 3:51:00 AM	3.8	38.3
11/15/2015 3:53:00 AM	3.8	35.8
11/15/2015 4:00:00 AM	3.9	36.9
11/15/2015 4:05:00 AM	3.6	36.6
11/15/2015 4:21:00 AM	3.7	36.4
11/15/2015 4:23:00 AM	3.9	36.3

11/15/2015 4:24:00 AM	4.1	36.7
11/15/2015 4:27:00 AM	4.6	41.7
11/15/2015 4:28:00 AM	4.0	36.4
11/15/2015 4:29:00 AM	4.0	37.3
11/15/2015 4:30:00 AM	3.7	37.7
11/15/2015 4:31:00 AM	3.8	37.7
11/15/2015 4:32:00 AM	3.9	36.4
11/15/2015 4:33:00 AM	3.8	39.2
11/15/2015 4:34:00 AM	3.8	38.3
11/15/2015 4:35:00 AM	3.6	39.1
11/15/2015 4:36:00 AM	3.7	36.6
11/15/2015 4:39:00 AM	4.0	38.9
11/15/2015 4:42:00 AM	3.6	36.7
11/15/2015 4:45:00 AM	3.6	37.0
11/15/2015 4:55:00 AM	3.6	37.2
11/15/2015 10:28:00 PM	3.7	40.0
11/15/2015 10:29:00 PM	3.8	41.1
11/15/2015 10:30:00 PM	3.8	39.9
11/15/2015 10:31:00 PM	3.9	40.1
11/15/2015 10:32:00 PM	3.9	40.3
11/15/2015 10:33:00 PM	3.9	40.2
11/15/2015 10:34:00 PM	3.9	39.9
11/15/2015 10:35:00 PM	3.9	39.1
11/15/2015 10:36:00 PM	3.8	51.5
11/15/2015 10:37:00 PM	3.6	39.8
11/15/2015 10:50:00 PM	3.5	36.2
11/15/2015 10:51:00 PM	3.6	35.9
11/15/2015 10:52:00 PM	3.8	36.5
11/15/2015 10:54:00 PM	3.5	36.1
11/15/2015 10:55:00 PM	3.7	36.4
11/15/2015 10:56:00 PM	3.6	35.6
11/15/2015 10:57:00 PM	3.5	37.1
11/15/2015 11:11:00 PM	3.7	36.1
11/15/2015 11:12:00 PM	3.7	35.4
11/15/2015 11:13:00 PM	3.6	35.8
11/15/2015 11:14:00 PM	3.5	36.0
11/15/2015 11:15:00 PM	3.5	35.7
11/15/2015 11:39:00 PM	3.6	36.3
11/15/2015 11:40:00 PM	3.6	36.5
11/15/2015 11:41:00 PM	3.7	36.7
11/15/2015 11:42:00 PM	3.9	37.1
11/15/2015 11:43:00 PM	3.9	35.9
11/15/2015 11:44:00 PM	3.7	38.3
11/15/2015 11:45:00 PM	3.7	36.4
11/15/2015 11:46:00 PM	3.8	37.2
11/15/2015 11:47:00 PM	3.8	36.6
11/15/2015 11:48:00 PM	3.8	38.1
11/15/2015 11:49:00 PM	3.7	38.2
11/15/2015 11:50:00 PM	3.7	37.8
11/15/2015 11:51:00 PM	3.8	39.0
11/15/2015 11:52:00 PM	3.8	35.2
11/15/2015 11:53:00 PM	3.7	36.2
11/15/2015 11:54:00 PM	3.7	35.8
11/15/2015 11:55:00 PM	3.7	38.2
11/15/2015 11:56:00 PM	3.7	35.5

11/15/2015 11:57:00 PM	3.9	36.5
11/15/2015 11:58:00 PM	3.9	37.4
11/15/2015 11:59:00 PM	3.9	38.0
11/16/2015 12:00:00 AM	3.8	36.8
11/16/2015 10:15:00 PM	5.5	43.6
11/16/2015 10:16:00 PM	4.8	40.0
11/16/2015 10:17:00 PM	3.5	40.7
11/16/2015 10:19:00 PM	4.4	41.0
11/16/2015 10:21:00 PM	3.6	41.7
11/16/2015 10:22:00 PM	5.6	50.5
11/16/2015 10:23:00 PM	5.6	44.7
11/16/2015 10:24:00 PM	5.0	42.9
11/16/2015 10:25:00 PM	4.2	41.5
11/16/2015 10:27:00 PM	3.7	40.4
11/16/2015 10:28:00 PM	4.0	40.5
11/16/2015 10:32:00 PM	3.6	40.2
11/16/2015 10:33:00 PM	4.1	39.3
11/16/2015 10:34:00 PM	3.9	39.3
11/16/2015 10:35:00 PM	3.7	38.6
11/16/2015 10:36:00 PM	3.6	38.9
11/16/2015 11:01:00 PM	3.5	36.6
11/16/2015 11:23:00 PM	4.1	41.8
11/16/2015 11:24:00 PM	4.1	39.4
11/16/2015 11:25:00 PM	3.6	38.3
11/16/2015 11:26:00 PM	3.9	39.3
11/16/2015 11:27:00 PM	3.9	39.7
11/16/2015 11:29:00 PM	5.8	47.1
11/16/2015 11:30:00 PM	5.0	45.5
11/16/2015 11:31:00 PM	4.4	41.9
11/16/2015 11:33:00 PM	4.5	44.9
11/16/2015 11:34:00 PM	4.7	46.7
11/16/2015 11:35:00 PM	4.8	46.3
11/16/2015 11:36:00 PM	3.8	42.6
11/16/2015 11:37:00 PM	3.9	42.3
11/16/2015 11:42:00 PM	5.1	48.3
11/16/2015 11:43:00 PM	5.7	47.3
11/16/2015 11:46:00 PM	4.8	48.8
11/16/2015 11:52:00 PM	4.1	46.0
11/16/2015 11:56:00 PM	3.7	40.8
11/16/2015 11:57:00 PM	3.8	40.1
11/16/2015 11:58:00 PM	3.8	40.7
11/16/2015 11:59:00 PM	3.8	42.7
11/17/2015 12:00:00 AM	3.9	41.2
11/17/2015 12:01:00 AM	3.8	39.4
11/17/2015 12:02:00 AM	3.6	39.2
11/17/2015 12:03:00 AM	3.6	38.4
11/17/2015 12:04:00 AM	4.5	44.6
11/17/2015 12:05:00 AM	4.3	40.9
11/17/2015 12:06:00 AM	4.2	43.3
11/17/2015 12:09:00 AM	4.5	43.3
11/17/2015 12:10:00 AM	4.4	40.2
11/17/2015 12:13:00 AM	3.9	41.0
11/17/2015 12:14:00 AM	3.8	41.9
11/17/2015 12:15:00 AM	4.2	41.9
11/17/2015 12:16:00 AM	4.2	44.9

11/17/2015 12:17:00 AM	4.5	45.6
11/17/2015 12:18:00 AM	3.8	40.2
11/17/2015 12:24:00 AM	4.4	42.7
11/17/2015 12:25:00 AM	3.5	39.6
11/17/2015 12:27:00 AM	3.7	39.5
11/17/2015 12:28:00 AM	3.8	39.2
11/17/2015 12:29:00 AM	4.0	40.1
11/17/2015 12:30:00 AM	3.9	40.1
11/17/2015 12:31:00 AM	3.9	40.0
11/17/2015 12:34:00 AM	3.6	37.4
11/17/2015 12:36:00 AM	4.0	39.7
11/17/2015 12:38:00 AM	4.3	39.4
11/17/2015 12:39:00 AM	4.1	42.1
11/17/2015 12:41:00 AM	3.9	40.0
11/17/2015 12:43:00 AM	4.3	43.9
11/17/2015 12:45:00 AM	5.0	45.6
11/17/2015 12:46:00 AM	4.3	41.8
11/17/2015 12:47:00 AM	4.4	43.9
11/17/2015 12:48:00 AM	4.9	42.9
11/17/2015 12:50:00 AM	5.0	45.7
11/17/2015 12:51:00 AM	4.4	44.2
11/17/2015 12:52:00 AM	4.7	44.0
11/17/2015 12:53:00 AM	4.7	46.8
11/17/2015 12:54:00 AM	4.7	46.1
11/17/2015 12:55:00 AM	4.1	42.6
11/17/2015 12:56:00 AM	4.1	45.8
11/17/2015 12:57:00 AM	4.9	48.2
11/17/2015 12:58:00 AM	3.6	39.9
11/17/2015 12:59:00 AM	4.5	45.2
11/17/2015 1:00:00 AM	4.6	42.5
11/17/2015 1:01:00 AM	4.1	44.9
11/17/2015 1:03:00 AM	4.4	45.0
11/17/2015 1:04:00 AM	4.7	44.3
11/17/2015 1:05:00 AM	4.7	46.9
11/17/2015 1:07:00 AM	4.6	41.0
11/17/2015 1:08:00 AM	4.8	46.2
11/17/2015 1:11:00 AM	3.8	40.6
11/17/2015 1:12:00 AM	4.2	43.0
11/17/2015 1:13:00 AM	4.7	45.5
11/17/2015 1:14:00 AM	4.2	41.2
11/17/2015 1:15:00 AM	4.7	47.7
11/17/2015 1:16:00 AM	3.7	42.5
11/17/2015 1:17:00 AM	4.0	40.6
11/17/2015 1:19:00 AM	4.6	41.2
11/17/2015 1:20:00 AM	4.0	40.3
11/17/2015 1:21:00 AM	4.0	40.8
11/17/2015 1:22:00 AM	4.2	43.3
11/17/2015 1:23:00 AM	3.9	40.0
11/17/2015 1:24:00 AM	3.9	38.7
11/17/2015 1:25:00 AM	4.1	44.0
11/17/2015 1:26:00 AM	4.2	45.2
11/17/2015 1:27:00 AM	4.1	42.2
11/17/2015 1:28:00 AM	4.0	40.3
11/17/2015 1:29:00 AM	4.0	42.6
11/17/2015 1:30:00 AM	4.2	41.0

11/17/2015 1:31:00 AM	4.6	44.1
11/17/2015 1:33:00 AM	4.8	45.9
11/17/2015 1:34:00 AM	5.0	46.9
11/17/2015 1:36:00 AM	5.0	47.1
11/17/2015 1:37:00 AM	5.1	46.7
11/17/2015 1:43:00 AM	4.4	43.1
11/17/2015 1:44:00 AM	4.3	45.4
11/17/2015 1:45:00 AM	3.9	39.8
11/17/2015 1:46:00 AM	4.0	42.0
11/17/2015 1:47:00 AM	3.9	42.1
11/17/2015 1:48:00 AM	4.1	41.5
11/17/2015 1:49:00 AM	3.5	38.4
11/17/2015 1:51:00 AM	3.7	44.0
11/17/2015 1:52:00 AM	4.0	42.9
11/17/2015 1:53:00 AM	4.0	46.1
11/17/2015 1:54:00 AM	4.9	42.6
11/17/2015 1:56:00 AM	4.7	44.5
11/17/2015 1:58:00 AM	4.8	44.6
11/17/2015 1:59:00 AM	4.6	41.6
11/17/2015 2:00:00 AM	4.6	43.7
11/17/2015 2:01:00 AM	4.5	44.1
11/17/2015 2:02:00 AM	4.9	43.8
11/17/2015 2:04:00 AM	4.5	43.2
11/17/2015 2:05:00 AM	4.9	45.6
11/17/2015 2:07:00 AM	4.8	45.2
11/17/2015 2:08:00 AM	5.1	44.0
11/17/2015 2:27:00 AM	5.9	50.6
11/17/2015 2:39:00 AM	5.4	48.4
11/17/2015 2:41:00 AM	4.9	45.1
11/17/2015 2:43:00 AM	5.0	47.4
11/17/2015 2:45:00 AM	4.5	44.2
11/17/2015 2:47:00 AM	5.1	47.1
11/17/2015 2:48:00 AM	4.4	46.8
11/17/2015 2:55:00 AM	5.2	47.1
11/17/2015 2:58:00 AM	5.0	48.2
11/17/2015 3:00:00 AM	5.1	48.5
11/17/2015 3:01:00 AM	5.2	48.2
11/17/2015 3:03:00 AM	3.5	39.4
11/17/2015 3:04:00 AM	3.8	39.4
11/17/2015 3:06:00 AM	4.3	42.8
11/17/2015 3:08:00 AM	4.1	41.6
11/17/2015 3:12:00 AM	5.6	47.5
11/17/2015 3:13:00 AM	4.9	47.3
11/17/2015 3:16:00 AM	5.3	47.1
11/17/2015 3:18:00 AM	4.8	46.1
11/17/2015 3:19:00 AM	4.8	44.8
11/17/2015 3:20:00 AM	4.5	46.0
11/17/2015 3:21:00 AM	4.3	40.7
11/17/2015 3:22:00 AM	4.7	42.8
11/17/2015 3:23:00 AM	4.8	46.8
11/17/2015 3:24:00 AM	5.4	49.0
11/17/2015 3:26:00 AM	5.0	44.5
11/17/2015 3:27:00 AM	5.0	46.8
11/17/2015 3:28:00 AM	4.8	46.8
11/17/2015 3:29:00 AM	4.4	45.7

11/17/2015 3:31:00 AM	4.6	48.5
11/17/2015 3:33:00 AM	5.0	46.5
11/17/2015 3:35:00 AM	4.8	42.8
11/17/2015 3:37:00 AM	4.1	43.8
11/17/2015 3:38:00 AM	5.1	45.9
11/17/2015 3:39:00 AM	4.5	47.5
11/17/2015 3:40:00 AM	5.0	44.8
11/17/2015 3:41:00 AM	5.6	50.5
11/17/2015 3:43:00 AM	4.4	46.3
11/17/2015 3:44:00 AM	4.8	44.8
11/17/2015 3:47:00 AM	5.8	52.6
11/17/2015 3:50:00 AM	4.6	45.9
11/17/2015 3:51:00 AM	5.0	50.7
11/17/2015 3:52:00 AM	6.5	52.3
11/17/2015 3:53:00 AM	5.6	52.5
11/17/2015 3:59:00 AM	5.9	49.1
11/17/2015 4:00:00 AM	5.3	49.3
11/17/2015 4:02:00 AM	5.2	50.2
11/17/2015 4:04:00 AM	5.1	48.8
11/17/2015 4:05:00 AM	3.9	48.7
11/17/2015 4:06:00 AM	5.3	49.0
11/17/2015 4:07:00 AM	5.1	50.1
11/17/2015 4:09:00 AM	5.2	48.3
11/17/2015 4:10:00 AM	5.3	48.9
11/17/2015 4:11:00 AM	5.4	49.7
11/17/2015 4:14:00 AM	5.5	49.9
11/17/2015 4:17:00 AM	5.5	50.4
11/17/2015 4:19:00 AM	4.6	49.0
11/17/2015 4:20:00 AM	5.2	48.2
11/17/2015 4:21:00 AM	4.6	47.8
11/17/2015 4:41:00 AM	6.0	49.5
11/17/2015 4:42:00 AM	4.9	49.5
11/17/2015 4:45:00 AM	5.2	50.3
11/17/2015 4:46:00 AM	5.1	47.2
11/17/2015 4:48:00 AM	4.5	43.5
11/17/2015 4:50:00 AM	4.8	45.7
11/17/2015 4:51:00 AM	4.9	42.6
11/17/2015 4:52:00 AM	4.3	45.4
11/17/2015 4:53:00 AM	4.7	44.7
11/17/2015 4:55:00 AM	5.2	48.2
11/17/2015 4:57:00 AM	4.7	43.8
11/17/2015 4:58:00 AM	5.4	50.0
11/17/2015 4:59:00 AM	4.5	44.7
11/19/2015 4:14:00 AM	7.3	51.7
11/19/2015 4:32:00 AM	7.2	53.8
11/19/2015 4:36:00 AM	6.7	49.0
11/19/2015 4:37:00 AM	6.9	51.0
11/19/2015 4:39:00 AM	6.8	48.8
11/19/2015 4:42:00 AM	7.1	51.4
11/19/2015 4:49:00 AM	7.5	54.6
11/19/2015 4:50:00 AM	7.0	50.8
11/19/2015 4:53:00 AM	7.3	53.7
11/19/2015 4:54:00 AM	7.0	51.6
11/19/2015 10:00:00 PM	6.5	48.2
11/19/2015 10:01:00 PM	6.2	46.2

11/19/2015 10:02:00 PM	5.5	44.7
11/19/2015 10:03:00 PM	6.4	50.6
11/19/2015 10:04:00 PM	6.3	48.0
11/19/2015 10:07:00 PM	6.3	48.9
11/19/2015 10:08:00 PM	6.2	47.4
11/19/2015 10:09:00 PM	6.2	50.2
11/19/2015 10:10:00 PM	6.4	47.5
11/19/2015 10:11:00 PM	5.8	47.1
11/19/2015 10:12:00 PM	5.9	46.2
11/19/2015 10:13:00 PM	6.0	47.9
11/19/2015 10:14:00 PM	6.6	50.2
11/19/2015 10:15:00 PM	6.1	46.0
11/19/2015 10:16:00 PM	5.8	46.5
11/19/2015 10:17:00 PM	6.0	49.0
11/19/2015 10:18:00 PM	7.0	51.2
11/19/2015 10:19:00 PM	6.1	48.6
11/19/2015 10:20:00 PM	6.6	55.0
11/19/2015 10:21:00 PM	5.6	44.8
11/19/2015 10:22:00 PM	6.1	48.2
11/19/2015 10:23:00 PM	7.1	52.8
11/19/2015 10:24:00 PM	6.1	45.8
11/19/2015 10:25:00 PM	5.8	46.3
11/19/2015 10:26:00 PM	6.2	48.0
11/19/2015 10:27:00 PM	6.9	50.2
11/19/2015 10:28:00 PM	6.0	47.2
11/19/2015 10:29:00 PM	6.2	48.7
11/19/2015 10:30:00 PM	5.9	46.3
11/19/2015 10:31:00 PM	5.7	45.8
11/19/2015 10:32:00 PM	5.5	45.8
11/19/2015 10:33:00 PM	6.2	49.1
11/19/2015 10:34:00 PM	5.8	45.4
11/19/2015 10:35:00 PM	5.8	46.1
11/19/2015 10:36:00 PM	6.2	47.1
11/19/2015 10:37:00 PM	5.2	44.5
11/19/2015 10:38:00 PM	5.4	42.3
11/19/2015 10:39:00 PM	5.6	44.7
11/19/2015 10:40:00 PM	5.8	46.6
11/19/2015 10:41:00 PM	5.4	43.5
11/19/2015 10:42:00 PM	5.5	44.4
11/19/2015 10:43:00 PM	6.6	51.8
11/19/2015 10:44:00 PM	6.0	46.4
11/19/2015 10:45:00 PM	6.3	48.8
11/19/2015 10:46:00 PM	6.2	48.3
11/19/2015 10:47:00 PM	5.8	45.5
11/19/2015 10:48:00 PM	7.0	51.6
11/19/2015 10:49:00 PM	6.7	51.1
11/19/2015 10:50:00 PM	6.5	50.1
11/19/2015 10:51:00 PM	6.3	50.9
11/19/2015 10:52:00 PM	6.6	49.0
11/19/2015 10:53:00 PM	6.5	48.8
11/19/2015 10:54:00 PM	5.7	47.5
11/19/2015 10:55:00 PM	6.6	48.3
11/19/2015 10:56:00 PM	6.8	51.8
11/19/2015 10:57:00 PM	7.0	51.1
11/19/2015 10:58:00 PM	6.6	49.6

11/19/2015 10:59:00 PM	6.0	47.0
11/19/2015 11:00:00 PM	6.9	52.2
11/19/2015 11:01:00 PM	7.1	51.0
11/19/2015 11:02:00 PM	6.3	46.9
11/19/2015 11:03:00 PM	6.8	50.2
11/19/2015 11:04:00 PM	7.2	53.5
11/19/2015 11:06:00 PM	6.8	52.4
11/19/2015 11:07:00 PM	6.5	49.9
11/19/2015 11:08:00 PM	6.4	50.0
11/19/2015 11:09:00 PM	6.9	51.0
11/19/2015 11:10:00 PM	7.2	53.4
11/19/2015 11:11:00 PM	6.8	50.3
11/19/2015 11:12:00 PM	6.4	49.8
11/19/2015 11:13:00 PM	6.7	51.5
11/19/2015 11:14:00 PM	6.1	48.2
11/19/2015 11:15:00 PM	6.2	47.9
11/19/2015 11:16:00 PM	5.9	46.8
11/19/2015 11:17:00 PM	5.3	44.8
11/19/2015 11:18:00 PM	6.2	49.1
11/19/2015 11:19:00 PM	5.7	44.7
11/19/2015 11:20:00 PM	5.7	46.7
11/19/2015 11:21:00 PM	6.8	52.2
11/19/2015 11:22:00 PM	6.5	50.0
11/19/2015 11:23:00 PM	6.7	51.8
11/19/2015 11:24:00 PM	6.1	47.9
11/19/2015 11:25:00 PM	6.7	51.9
11/19/2015 11:26:00 PM	7.0	50.8
11/19/2015 11:27:00 PM	6.1	47.2
11/19/2015 11:28:00 PM	6.1	49.2
11/19/2015 11:29:00 PM	6.7	51.1
11/19/2015 11:30:00 PM	6.7	49.4
11/19/2015 11:31:00 PM	5.6	45.5
11/19/2015 11:32:00 PM	7.2	53.1
11/19/2015 11:33:00 PM	6.2	47.7
11/19/2015 11:34:00 PM	6.1	48.2
11/19/2015 11:35:00 PM	6.2	48.8
11/19/2015 11:36:00 PM	6.5	49.8
11/19/2015 11:37:00 PM	6.3	47.8
11/19/2015 11:38:00 PM	6.4	50.2
11/19/2015 11:39:00 PM	6.8	50.0
11/19/2015 11:40:00 PM	6.5	50.6
11/19/2015 11:41:00 PM	6.3	49.0
11/19/2015 11:42:00 PM	7.0	52.2
11/19/2015 11:43:00 PM	6.5	51.1
11/19/2015 11:44:00 PM	6.6	50.0
11/19/2015 11:45:00 PM	6.2	48.8
11/19/2015 11:46:00 PM	6.5	50.3
11/19/2015 11:47:00 PM	6.9	52.1
11/19/2015 11:50:00 PM	7.4	53.4
11/19/2015 11:51:00 PM	6.3	47.5
11/19/2015 11:52:00 PM	7.1	52.9
11/19/2015 11:54:00 PM	6.4	48.8
11/19/2015 11:55:00 PM	6.4	49.8
11/19/2015 11:56:00 PM	6.3	49.0
11/19/2015 11:57:00 PM	6.5	50.5

11/19/2015 11:58:00 PM	6.3	49.0
11/19/2015 11:59:00 PM	6.9	51.7
11/20/2015 12:00:00 AM	6.2	48.1
11/20/2015 12:01:00 AM	6.8	51.0
11/20/2015 12:02:00 AM	6.8	51.1
11/20/2015 12:04:00 AM	6.6	49.9
11/20/2015 12:05:00 AM	6.4	47.8
11/20/2015 12:06:00 AM	6.7	50.2
11/20/2015 12:07:00 AM	7.0	51.8
11/20/2015 12:08:00 AM	6.2	47.8
11/20/2015 12:09:00 AM	6.4	48.1
11/20/2015 12:10:00 AM	6.0	47.7
11/20/2015 12:11:00 AM	6.4	47.6
11/20/2015 12:12:00 AM	6.8	50.4
11/20/2015 12:13:00 AM	6.5	49.7
11/20/2015 12:14:00 AM	6.9	51.6
11/20/2015 12:15:00 AM	6.6	50.8
11/20/2015 12:16:00 AM	6.4	47.7
11/20/2015 12:17:00 AM	5.5	45.7
11/20/2015 12:18:00 AM	6.0	46.9
11/20/2015 12:19:00 AM	6.1	47.8
11/20/2015 12:20:00 AM	6.0	47.3
11/20/2015 12:21:00 AM	6.1	48.2
11/20/2015 12:22:00 AM	6.4	48.4
11/20/2015 12:23:00 AM	6.5	50.4
11/20/2015 12:24:00 AM	6.3	48.0
11/20/2015 12:25:00 AM	6.4	49.6
11/20/2015 12:26:00 AM	7.2	53.9
11/20/2015 12:28:00 AM	7.4	52.0
11/20/2015 12:29:00 AM	6.9	51.7
11/20/2015 12:30:00 AM	6.1	48.6
11/20/2015 12:31:00 AM	6.3	49.1
11/20/2015 12:32:00 AM	6.2	48.2
11/20/2015 12:33:00 AM	6.3	48.5
11/20/2015 12:34:00 AM	5.9	45.4
11/20/2015 12:35:00 AM	6.0	46.1
11/20/2015 12:36:00 AM	5.9	46.3
11/20/2015 12:37:00 AM	6.1	46.3
11/20/2015 12:38:00 AM	5.8	45.3
11/20/2015 12:39:00 AM	6.1	47.5
11/20/2015 12:40:00 AM	5.5	45.5
11/20/2015 12:41:00 AM	5.8	45.6
11/20/2015 12:42:00 AM	5.8	45.8
11/20/2015 12:43:00 AM	6.4	46.5
11/20/2015 12:44:00 AM	6.2	48.5
11/20/2015 12:45:00 AM	6.7	50.4
11/20/2015 12:46:00 AM	6.7	50.3
11/20/2015 12:47:00 AM	6.2	48.7
11/20/2015 12:48:00 AM	6.6	52.4
11/20/2015 12:49:00 AM	6.5	50.1
11/20/2015 12:50:00 AM	5.8	45.1
11/20/2015 12:51:00 AM	6.1	48.1
11/20/2015 12:52:00 AM	6.1	49.1
11/20/2015 12:53:00 AM	6.0	47.1
11/20/2015 12:54:00 AM	6.7	51.2

11/20/2015 12:55:00 AM	6.3	49.0
11/20/2015 12:56:00 AM	6.4	51.3
11/20/2015 12:57:00 AM	6.3	48.4
11/20/2015 12:58:00 AM	6.3	49.0
11/20/2015 12:59:00 AM	5.9	48.3
11/20/2015 1:00:00 AM	6.0	48.0
11/20/2015 1:01:00 AM	6.1	48.1
11/20/2015 1:02:00 AM	5.5	45.4
11/20/2015 1:03:00 AM	6.7	49.3
11/20/2015 1:04:00 AM	6.1	47.6
11/20/2015 1:05:00 AM	6.0	46.5
11/20/2015 1:06:00 AM	6.3	49.9
11/20/2015 1:07:00 AM	6.7	49.4
11/20/2015 1:08:00 AM	6.7	50.9
11/20/2015 1:09:00 AM	6.8	49.3
11/20/2015 1:10:00 AM	6.3	47.7
11/20/2015 1:11:00 AM	6.3	48.1
11/20/2015 1:12:00 AM	6.2	46.9
11/20/2015 1:13:00 AM	6.6	48.8
11/20/2015 1:14:00 AM	6.5	48.4
11/20/2015 1:15:00 AM	6.6	49.7
11/20/2015 1:16:00 AM	6.9	52.4
11/20/2015 1:17:00 AM	7.0	53.2
11/20/2015 1:18:00 AM	6.6	48.4
11/20/2015 1:19:00 AM	6.9	51.3
11/20/2015 1:20:00 AM	6.0	46.8
11/20/2015 1:21:00 AM	6.1	48.2
11/20/2015 1:22:00 AM	6.2	48.7
11/20/2015 1:23:00 AM	6.2	48.8
11/20/2015 1:24:00 AM	5.8	43.2
11/20/2015 1:25:00 AM	5.6	44.3
11/20/2015 1:26:00 AM	5.9	48.0
11/20/2015 1:27:00 AM	5.7	44.5
11/20/2015 1:28:00 AM	5.8	45.6
11/20/2015 1:29:00 AM	6.6	50.2
11/20/2015 1:30:00 AM	6.2	48.0
11/20/2015 1:31:00 AM	6.1	47.5
11/20/2015 1:32:00 AM	5.4	44.4
11/20/2015 1:34:00 AM	6.9	52.0
11/20/2015 1:35:00 AM	6.8	50.8
11/20/2015 1:36:00 AM	6.6	48.5
11/20/2015 1:38:00 AM	6.4	50.3
11/20/2015 1:39:00 AM	7.1	51.2
11/20/2015 1:40:00 AM	5.9	45.9
11/20/2015 1:41:00 AM	6.3	48.9
11/20/2015 1:42:00 AM	6.0	45.8
11/20/2015 1:43:00 AM	6.2	49.3
11/20/2015 1:44:00 AM	6.8	51.7
11/20/2015 1:45:00 AM	7.1	53.7
11/20/2015 1:46:00 AM	6.8	51.0
11/20/2015 1:47:00 AM	6.1	46.8
11/20/2015 1:48:00 AM	6.4	49.7
11/20/2015 1:49:00 AM	6.9	49.9
11/20/2015 1:50:00 AM	6.5	48.1
11/20/2015 1:51:00 AM	6.9	51.1

11/20/2015 1:52:00 AM	6.1	48.6
11/20/2015 1:53:00 AM	6.5	48.3
11/20/2015 1:54:00 AM	6.0	45.9
11/20/2015 1:55:00 AM	5.7	45.0
11/20/2015 1:56:00 AM	6.4	48.6
11/20/2015 1:57:00 AM	6.1	49.0
11/20/2015 1:58:00 AM	6.5	48.6
11/20/2015 1:59:00 AM	6.5	49.6
11/20/2015 2:00:00 AM	6.2	47.0
11/20/2015 2:01:00 AM	5.9	49.0
11/20/2015 2:02:00 AM	6.7	49.7
11/20/2015 2:03:00 AM	6.3	49.0
11/20/2015 2:04:00 AM	6.6	49.6
11/20/2015 2:05:00 AM	6.0	45.9
11/20/2015 2:06:00 AM	5.3	43.6
11/20/2015 2:07:00 AM	5.5	43.0
11/20/2015 2:08:00 AM	5.5	44.2
11/20/2015 2:09:00 AM	5.3	45.1
11/20/2015 2:10:00 AM	5.3	43.6
11/20/2015 2:11:00 AM	6.1	47.2
11/20/2015 2:12:00 AM	5.9	47.5
11/20/2015 2:13:00 AM	6.3	48.9
11/20/2015 2:14:00 AM	6.3	48.7
11/20/2015 2:15:00 AM	5.5	42.8
11/20/2015 2:16:00 AM	5.6	44.0
11/20/2015 2:17:00 AM	5.7	44.4
11/20/2015 2:18:00 AM	5.4	44.1
11/20/2015 2:19:00 AM	5.5	43.3
11/20/2015 2:20:00 AM	6.1	47.0
11/20/2015 2:21:00 AM	5.3	45.0
11/20/2015 2:22:00 AM	5.9	49.1
11/20/2015 2:23:00 AM	6.2	47.7
11/20/2015 2:24:00 AM	5.8	46.6
11/20/2015 2:25:00 AM	5.4	42.1
11/20/2015 2:26:00 AM	5.5	43.4
11/20/2015 2:27:00 AM	5.2	43.7
11/20/2015 2:28:00 AM	5.8	45.8
11/20/2015 2:29:00 AM	5.6	43.7
11/20/2015 2:30:00 AM	6.0	45.4
11/20/2015 2:31:00 AM	5.9	46.1
11/20/2015 2:32:00 AM	5.4	43.3
11/20/2015 2:33:00 AM	5.5	43.9
11/20/2015 2:34:00 AM	5.6	44.4
11/20/2015 2:35:00 AM	5.8	46.3
11/20/2015 2:36:00 AM	6.2	48.3
11/20/2015 2:37:00 AM	6.1	47.3
11/20/2015 2:38:00 AM	5.9	44.9
11/20/2015 2:39:00 AM	5.3	42.0
11/20/2015 2:40:00 AM	5.7	44.2
11/20/2015 2:41:00 AM	5.5	44.5
11/20/2015 2:42:00 AM	6.1	46.1
11/20/2015 2:43:00 AM	5.2	40.7
11/20/2015 2:44:00 AM	5.4	43.8
11/20/2015 2:45:00 AM	5.0	41.7
11/20/2015 2:46:00 AM	5.4	43.1

11/20/2015 2:47:00 AM	5.0	41.3
11/20/2015 2:48:00 AM	5.0	40.8
11/20/2015 2:49:00 AM	5.3	43.0
11/20/2015 2:50:00 AM	5.4	43.2
11/20/2015 2:51:00 AM	5.2	43.5
11/20/2015 2:52:00 AM	5.6	44.2
11/20/2015 2:53:00 AM	5.8	46.5
11/20/2015 2:54:00 AM	5.4	42.0
11/20/2015 2:55:00 AM	5.1	41.9
11/20/2015 2:56:00 AM	5.4	42.7
11/20/2015 2:57:00 AM	5.4	42.9
11/20/2015 2:58:00 AM	4.9	40.9
11/20/2015 2:59:00 AM	5.0	40.9
11/20/2015 3:00:00 AM	5.4	45.3
11/20/2015 3:01:00 AM	5.9	45.2
11/20/2015 3:02:00 AM	5.5	43.6
11/20/2015 3:03:00 AM	4.9	43.0
11/20/2015 3:04:00 AM	5.5	45.5
11/20/2015 3:05:00 AM	6.1	47.2
11/20/2015 3:06:00 AM	5.8	45.0
11/20/2015 3:07:00 AM	5.9	46.8
11/20/2015 3:08:00 AM	5.3	43.2
11/20/2015 3:09:00 AM	6.0	47.1
11/20/2015 3:10:00 AM	5.3	43.5
11/20/2015 3:11:00 AM	5.7	43.7
11/20/2015 3:12:00 AM	5.8	46.8
11/20/2015 3:13:00 AM	5.8	45.1
11/20/2015 3:14:00 AM	5.0	41.8
11/20/2015 3:15:00 AM	5.7	44.6
11/20/2015 3:16:00 AM	6.1	46.9
11/20/2015 3:17:00 AM	5.8	44.9
11/20/2015 3:18:00 AM	5.9	47.9
11/20/2015 3:19:00 AM	6.2	48.0
11/20/2015 3:20:00 AM	6.6	49.1
11/20/2015 3:21:00 AM	6.0	45.7
11/20/2015 3:22:00 AM	5.8	45.4
11/20/2015 3:23:00 AM	6.6	50.6
11/20/2015 3:24:00 AM	6.1	47.9
11/20/2015 3:25:00 AM	6.5	49.8
11/20/2015 3:26:00 AM	6.4	49.2
11/20/2015 3:27:00 AM	5.9	46.3
11/20/2015 3:28:00 AM	6.1	48.1
11/20/2015 3:29:00 AM	5.7	44.9
11/20/2015 3:30:00 AM	6.0	49.3
11/20/2015 3:31:00 AM	5.9	47.2
11/20/2015 3:32:00 AM	5.7	45.3
11/20/2015 3:33:00 AM	5.8	45.7
11/20/2015 3:34:00 AM	5.5	44.7
11/20/2015 3:35:00 AM	5.4	44.9
11/20/2015 3:36:00 AM	5.5	45.1
11/20/2015 3:37:00 AM	5.8	46.3
11/20/2015 3:38:00 AM	5.8	46.5
11/20/2015 3:39:00 AM	5.1	43.2
11/20/2015 3:40:00 AM	5.5	45.5
11/20/2015 3:41:00 AM	6.1	49.0

11/20/2015 3:42:00 AM	6.2	47.9
11/20/2015 3:43:00 AM	5.8	46.7
11/20/2015 3:44:00 AM	5.8	46.6
11/20/2015 3:45:00 AM	5.5	44.5
11/20/2015 3:46:00 AM	5.3	43.3
11/20/2015 3:47:00 AM	5.4	44.8
11/20/2015 3:48:00 AM	5.2	43.1
11/20/2015 3:49:00 AM	5.6	44.3
11/20/2015 3:50:00 AM	5.3	42.2
11/20/2015 3:51:00 AM	5.5	44.4
11/20/2015 3:52:00 AM	5.4	43.8
11/20/2015 3:53:00 AM	5.4	41.7
11/20/2015 3:54:00 AM	5.3	41.9
11/20/2015 3:55:00 AM	5.6	42.7
11/20/2015 3:56:00 AM	5.3	43.5
11/20/2015 3:57:00 AM	5.0	42.5
11/20/2015 3:58:00 AM	5.2	43.4
11/20/2015 3:59:00 AM	5.5	42.5
11/20/2015 4:00:00 AM	5.7	43.4
11/20/2015 4:01:00 AM	5.6	42.3
11/20/2015 4:02:00 AM	5.1	44.1
11/20/2015 4:03:00 AM	5.2	43.4
11/20/2015 4:04:00 AM	5.6	43.4
11/20/2015 4:05:00 AM	5.3	42.2
11/20/2015 4:06:00 AM	5.0	42.0
11/20/2015 4:07:00 AM	5.4	43.1
11/20/2015 4:08:00 AM	5.4	43.6
11/20/2015 4:09:00 AM	5.0	41.0
11/20/2015 4:10:00 AM	5.3	43.1
11/20/2015 4:11:00 AM	5.1	40.0
11/20/2015 4:12:00 AM	5.0	40.7
11/20/2015 4:13:00 AM	5.1	46.8
11/20/2015 4:14:00 AM	5.1	46.8
11/20/2015 4:15:00 AM	4.8	40.7
11/20/2015 4:16:00 AM	5.2	40.4
11/20/2015 4:17:00 AM	5.1	42.6
11/20/2015 4:18:00 AM	5.2	40.8
11/20/2015 4:19:00 AM	4.7	39.7
11/20/2015 4:20:00 AM	4.9	40.5
11/20/2015 4:21:00 AM	4.9	41.3
11/20/2015 4:22:00 AM	4.9	39.8
11/20/2015 4:23:00 AM	5.5	43.1
11/20/2015 4:24:00 AM	5.5	43.1
11/20/2015 4:25:00 AM	5.1	40.1
11/20/2015 4:26:00 AM	5.6	44.2
11/20/2015 4:27:00 AM	5.1	40.8
11/20/2015 4:28:00 AM	5.2	43.3
11/20/2015 4:29:00 AM	5.2	41.3
11/20/2015 4:30:00 AM	4.9	40.7
11/20/2015 4:31:00 AM	5.1	41.4
11/20/2015 4:32:00 AM	5.2	41.6
11/20/2015 4:33:00 AM	5.2	42.3
11/20/2015 4:34:00 AM	5.4	43.7
11/20/2015 4:35:00 AM	5.6	45.0
11/20/2015 4:36:00 AM	5.7	45.8

11/20/2015 4:37:00 AM	5.3	42.4
11/20/2015 4:38:00 AM	5.3	43.5
11/20/2015 4:39:00 AM	5.9	46.2
11/20/2015 4:40:00 AM	5.8	46.0
11/20/2015 4:41:00 AM	5.5	45.2
11/20/2015 4:42:00 AM	5.8	44.8
11/20/2015 4:43:00 AM	5.4	43.8
11/20/2015 4:44:00 AM	5.4	45.2
11/20/2015 4:45:00 AM	6.1	48.3
11/20/2015 4:46:00 AM	6.6	50.5
11/20/2015 4:47:00 AM	6.0	46.4
11/20/2015 4:48:00 AM	6.3	48.8
11/20/2015 4:49:00 AM	6.6	52.1
11/20/2015 4:50:00 AM	6.5	49.4
11/20/2015 4:51:00 AM	6.2	47.9
11/20/2015 4:52:00 AM	6.2	47.4
11/20/2015 4:53:00 AM	6.2	49.7
11/20/2015 4:54:00 AM	7.3	52.9
11/20/2015 4:55:00 AM	7.1	52.1
11/20/2015 4:56:00 AM	7.0	53.0
11/20/2015 4:57:00 AM	7.0	50.8
11/20/2015 4:58:00 AM	7.1	50.7
11/20/2015 4:59:00 AM	6.5	49.0
11/27/2015 2:44:00 AM	6.2	49.0
11/27/2015 2:45:00 AM	6.2	49.4
11/27/2015 3:34:00 AM	6.2	49.5
11/27/2015 3:37:00 AM	6.8	50.2
11/27/2015 3:40:00 AM	6.8	49.7
11/27/2015 3:41:00 AM	6.8	51.5
11/27/2015 3:43:00 AM	6.5	49.7
11/27/2015 10:00:00 PM	6.3	51.9
11/27/2015 10:01:00 PM	6.3	50.9
11/27/2015 10:02:00 PM	6.5	50.8
11/27/2015 10:03:00 PM	6.1	50.7
11/27/2015 10:04:00 PM	5.7	49.1
11/27/2015 10:05:00 PM	5.5	47.4
11/27/2015 10:06:00 PM	5.2	44.6
11/27/2015 10:07:00 PM	4.5	43.3
11/27/2015 10:08:00 PM	4.6	45.8
11/27/2015 10:09:00 PM	6.7	54.0
11/27/2015 10:10:00 PM	7.0	53.4
11/27/2015 10:12:00 PM	5.8	47.3
11/27/2015 10:13:00 PM	6.1	52.7
11/27/2015 10:14:00 PM	6.9	51.6
11/27/2015 10:22:00 PM	6.5	50.3
11/27/2015 10:23:00 PM	5.8	48.2
11/27/2015 10:24:00 PM	6.5	51.5
11/27/2015 10:25:00 PM	6.8	51.0
11/27/2015 10:26:00 PM	6.2	50.8
11/27/2015 10:27:00 PM	6.6	51.8
11/27/2015 10:28:00 PM	5.4	47.6
11/27/2015 10:29:00 PM	6.0	50.8
11/27/2015 10:30:00 PM	6.4	51.9
11/27/2015 10:31:00 PM	5.7	49.3
11/27/2015 10:32:00 PM	5.9	50.6

11/27/2015 10:33:00 PM	5.1	48.0
11/27/2015 10:34:00 PM	6.0	52.3
11/27/2015 10:37:00 PM	6.7	53.7
11/27/2015 10:38:00 PM	5.8	49.9
11/27/2015 10:39:00 PM	5.0	48.7
11/27/2015 10:41:00 PM	6.2	52.3
11/27/2015 10:42:00 PM	5.6	49.3
11/27/2015 10:43:00 PM	6.0	50.5
11/27/2015 10:44:00 PM	4.8	46.6
11/27/2015 10:46:00 PM	5.7	46.7
11/27/2015 10:47:00 PM	5.0	44.9
11/27/2015 10:48:00 PM	5.9	48.2
11/27/2015 10:49:00 PM	5.2	47.3
11/27/2015 10:50:00 PM	5.5	47.3
11/27/2015 10:51:00 PM	5.4	48.2
11/27/2015 10:52:00 PM	5.6	47.4
11/27/2015 10:53:00 PM	4.9	45.3
11/27/2015 10:54:00 PM	5.7	48.4
11/27/2015 10:55:00 PM	6.4	51.6
11/27/2015 10:56:00 PM	6.7	53.5
11/27/2015 10:57:00 PM	6.0	48.2
11/27/2015 10:58:00 PM	5.5	46.1
11/27/2015 10:59:00 PM	6.4	51.2
11/27/2015 11:00:00 PM	6.6	51.6
11/27/2015 11:01:00 PM	6.4	51.4
11/27/2015 11:02:00 PM	5.7	47.7
11/27/2015 11:03:00 PM	4.5	42.9
11/27/2015 11:04:00 PM	5.1	48.2
11/27/2015 11:05:00 PM	5.9	46.9
11/27/2015 11:06:00 PM	4.9	44.8
11/27/2015 11:07:00 PM	4.8	43.7
11/27/2015 11:08:00 PM	4.4	41.3
11/27/2015 11:09:00 PM	5.1	42.8
11/27/2015 11:10:00 PM	4.1	39.1
11/27/2015 11:11:00 PM	4.7	43.0
11/27/2015 11:12:00 PM	5.2	46.2
11/27/2015 11:15:00 PM	4.7	43.3
11/27/2015 11:16:00 PM	4.6	44.6
11/27/2015 11:17:00 PM	4.9	41.8
11/27/2015 11:18:00 PM	5.0	44.3
11/27/2015 11:19:00 PM	5.4	46.1
11/27/2015 11:20:00 PM	4.8	43.2
11/27/2015 11:21:00 PM	4.2	40.2
11/27/2015 11:22:00 PM	4.6	42.4
11/27/2015 11:23:00 PM	5.1	46.2
11/27/2015 11:24:00 PM	5.4	48.1
11/27/2015 11:25:00 PM	5.1	42.4
11/27/2015 11:26:00 PM	4.4	41.9
11/27/2015 11:27:00 PM	3.8	40.0
11/27/2015 11:28:00 PM	4.1	40.2
11/27/2015 11:29:00 PM	4.0	40.8
11/27/2015 11:30:00 PM	3.9	40.0
11/27/2015 11:31:00 PM	3.9	40.2
11/27/2015 11:32:00 PM	3.9	39.5
11/27/2015 11:33:00 PM	3.9	40.6

11/27/2015 11:34:00 PM	4.6	42.8
11/27/2015 11:35:00 PM	4.0	40.1
11/27/2015 11:36:00 PM	4.2	38.4
11/27/2015 11:37:00 PM	3.6	37.4
11/27/2015 11:38:00 PM	3.6	38.2
11/27/2015 11:39:00 PM	4.8	43.1
11/27/2015 11:40:00 PM	4.4	39.7
11/27/2015 11:41:00 PM	5.0	42.7
11/27/2015 11:42:00 PM	4.5	39.8
11/27/2015 11:44:00 PM	3.6	38.4
11/27/2015 11:45:00 PM	4.3	40.5
11/27/2015 11:46:00 PM	4.7	41.7
11/27/2015 11:47:00 PM	4.4	40.2
11/27/2015 11:48:00 PM	4.2	37.6
11/27/2015 11:49:00 PM	3.9	36.8
11/27/2015 11:51:00 PM	4.0	38.5
11/27/2015 11:54:00 PM	4.1	42.6
11/28/2015 12:08:00 AM	4.8	43.5
11/28/2015 12:09:00 AM	5.2	45.5
11/28/2015 12:10:00 AM	4.6	41.3
11/28/2015 12:11:00 AM	4.5	40.3
11/28/2015 12:12:00 AM	4.7	42.0
11/28/2015 12:13:00 AM	4.5	41.3
11/28/2015 12:14:00 AM	4.3	38.7
11/28/2015 12:15:00 AM	4.5	39.4
11/28/2015 12:16:00 AM	4.1	39.5
11/28/2015 12:17:00 AM	3.6	36.6
11/28/2015 12:18:00 AM	3.8	37.4
11/28/2015 12:21:00 AM	3.8	49.8
11/28/2015 12:29:00 AM	3.9	45.7
11/28/2015 12:30:00 AM	3.8	48.9
11/28/2015 12:31:00 AM	4.2	48.7
11/28/2015 12:32:00 AM	4.1	46.7
11/28/2015 12:33:00 AM	3.9	48.8
11/28/2015 12:34:00 AM	3.7	49.0
11/28/2015 12:35:00 AM	3.6	47.8
11/28/2015 12:36:00 AM	3.5	47.9
11/28/2015 12:37:00 AM	4.1	48.9
11/28/2015 12:43:00 AM	3.6	37.0
11/28/2015 12:44:00 AM	3.8	36.3
11/28/2015 12:47:00 AM	3.6	37.0
11/28/2015 12:48:00 AM	3.9	40.8
11/28/2015 12:51:00 AM	3.6	34.6
11/28/2015 1:15:00 AM	3.6	37.9
11/28/2015 1:16:00 AM	3.7	36.3
11/28/2015 1:17:00 AM	3.5	35.8
11/28/2015 1:20:00 AM	3.6	36.9
11/28/2015 1:31:00 AM	3.6	35.3
11/28/2015 1:32:00 AM	4.1	39.4
11/28/2015 1:33:00 AM	3.6	34.1
11/28/2015 1:34:00 AM	3.8	36.4
11/28/2015 1:35:00 AM	4.0	37.8
11/28/2015 1:36:00 AM	3.6	39.8
11/28/2015 1:37:00 AM	3.8	44.4
11/28/2015 1:39:00 AM	3.6	35.1

11/28/2015 1:40:00 AM	3.6	35.1
11/28/2015 1:42:00 AM	3.9	35.8
11/28/2015 1:43:00 AM	3.7	35.4
11/28/2015 1:44:00 AM	4.4	38.2
11/28/2015 1:45:00 AM	4.0	38.4
11/28/2015 1:46:00 AM	3.5	34.7
11/28/2015 1:51:00 AM	3.6	33.9
11/28/2015 1:53:00 AM	3.9	36.6
11/28/2015 1:54:00 AM	4.4	39.8
11/28/2015 1:55:00 AM	4.1	36.6
11/28/2015 1:59:00 AM	3.8	37.9
11/28/2015 2:03:00 AM	4.3	38.6
11/28/2015 2:04:00 AM	4.6	40.7
11/28/2015 2:05:00 AM	3.6	35.9
11/28/2015 2:06:00 AM	3.6	36.1
11/28/2015 2:07:00 AM	4.1	38.1
11/28/2015 2:08:00 AM	4.6	44.4
11/28/2015 2:09:00 AM	4.6	39.3
11/28/2015 2:10:00 AM	4.1	38.5
11/28/2015 2:11:00 AM	5.2	46.1
11/28/2015 2:12:00 AM	4.0	36.9
11/28/2015 2:13:00 AM	5.3	43.5
11/28/2015 2:14:00 AM	5.2	43.9
11/28/2015 2:15:00 AM	4.6	39.4
11/28/2015 2:16:00 AM	4.7	40.0
11/28/2015 2:17:00 AM	5.0	43.1
11/28/2015 2:18:00 AM	4.6	40.6
11/28/2015 2:19:00 AM	4.8	43.5
11/28/2015 2:20:00 AM	4.1	35.1
11/28/2015 2:21:00 AM	4.4	39.4
11/28/2015 2:22:00 AM	4.2	44.6
11/28/2015 2:23:00 AM	4.7	40.6
11/28/2015 2:24:00 AM	4.1	39.4
11/28/2015 2:25:00 AM	4.7	43.6
11/28/2015 2:26:00 AM	5.0	42.8
11/28/2015 2:27:00 AM	3.9	37.8
11/28/2015 2:28:00 AM	4.8	41.2
11/28/2015 2:29:00 AM	4.9	43.6
11/28/2015 2:30:00 AM	4.1	38.4
11/28/2015 2:32:00 AM	4.2	40.1
11/28/2015 2:33:00 AM	5.0	42.0
11/28/2015 2:34:00 AM	4.0	35.5
11/28/2015 2:35:00 AM	3.7	38.8
11/28/2015 2:36:00 AM	5.1	43.8
11/28/2015 2:37:00 AM	4.8	41.2
11/28/2015 2:38:00 AM	4.2	36.6
11/28/2015 2:39:00 AM	3.9	36.4
11/28/2015 2:40:00 AM	4.8	43.8
11/28/2015 2:41:00 AM	4.2	36.9
11/28/2015 2:42:00 AM	4.6	41.2
11/28/2015 2:43:00 AM	4.3	38.6
11/28/2015 2:44:00 AM	4.7	43.8
11/28/2015 2:45:00 AM	5.0	43.4
11/28/2015 2:46:00 AM	4.7	40.8
11/28/2015 2:47:00 AM	4.5	41.2

11/28/2015 2:48:00 AM	4.1	37.9
11/28/2015 2:49:00 AM	4.6	40.2
11/28/2015 2:50:00 AM	4.7	42.3
11/28/2015 2:51:00 AM	5.1	43.3
11/28/2015 2:52:00 AM	5.6	46.3
11/28/2015 2:53:00 AM	6.1	50.5
11/28/2015 2:54:00 AM	6.1	49.1
11/28/2015 2:55:00 AM	5.5	44.5
11/28/2015 2:56:00 AM	5.5	48.1
11/28/2015 2:57:00 AM	4.4	41.4
11/28/2015 2:58:00 AM	5.8	48.2
11/28/2015 2:59:00 AM	5.8	49.0
11/28/2015 3:00:00 AM	6.0	47.9
11/28/2015 3:01:00 AM	5.6	46.6
11/28/2015 3:02:00 AM	4.9	42.4
11/28/2015 3:03:00 AM	5.5	44.2
11/28/2015 3:04:00 AM	5.2	47.0
11/28/2015 3:05:00 AM	5.4	46.3
11/28/2015 3:06:00 AM	4.8	42.0
11/28/2015 3:07:00 AM	4.9	43.4
11/28/2015 3:08:00 AM	4.2	37.4
11/28/2015 3:09:00 AM	4.2	38.4
11/28/2015 3:10:00 AM	4.8	43.8
11/28/2015 3:11:00 AM	5.7	48.5
11/28/2015 3:12:00 AM	5.3	44.9
11/28/2015 3:13:00 AM	5.5	44.7
11/28/2015 3:14:00 AM	5.1	42.4
11/28/2015 3:15:00 AM	5.9	47.0
11/28/2015 3:16:00 AM	5.3	48.1
11/28/2015 3:17:00 AM	5.5	47.2
11/28/2015 3:18:00 AM	5.2	43.2
11/28/2015 3:19:00 AM	3.8	37.6
11/28/2015 3:20:00 AM	4.1	36.0
11/28/2015 3:21:00 AM	4.9	43.4
11/28/2015 3:22:00 AM	4.8	42.8
11/28/2015 3:23:00 AM	5.0	43.7
11/28/2015 3:24:00 AM	4.9	40.8
11/28/2015 3:25:00 AM	4.2	38.5
11/28/2015 3:26:00 AM	4.5	39.1
11/28/2015 3:27:00 AM	4.0	38.9
11/28/2015 3:28:00 AM	4.1	38.7
11/28/2015 3:29:00 AM	4.0	37.2
11/28/2015 3:30:00 AM	5.0	43.6
11/28/2015 3:31:00 AM	4.5	39.7
11/28/2015 3:32:00 AM	5.0	41.7
11/28/2015 3:33:00 AM	4.8	38.8
11/28/2015 3:34:00 AM	4.6	39.5
11/28/2015 3:35:00 AM	4.5	37.1
11/28/2015 3:36:00 AM	4.2	39.7
11/28/2015 3:37:00 AM	3.7	33.9
11/28/2015 3:38:00 AM	3.7	34.7
11/28/2015 3:39:00 AM	3.8	36.0
11/28/2015 3:40:00 AM	4.0	38.8
11/28/2015 3:41:00 AM	4.2	37.1
11/28/2015 3:42:00 AM	3.6	35.6

11/28/2015 3:43:00 AM	3.5	34.1
11/28/2015 3:46:00 AM	3.9	35.4
11/28/2015 3:49:00 AM	3.6	33.8
11/28/2015 3:50:00 AM	3.7	37.7
11/28/2015 3:51:00 AM	4.3	41.2
11/28/2015 3:52:00 AM	3.9	37.5
11/28/2015 3:53:00 AM	4.1	36.8
11/28/2015 3:54:00 AM	4.1	37.9
11/28/2015 3:55:00 AM	4.4	38.9
11/28/2015 3:56:00 AM	4.3	39.2
11/28/2015 3:57:00 AM	3.7	35.5
11/28/2015 3:58:00 AM	4.5	38.6
11/28/2015 3:59:00 AM	4.5	39.3
11/28/2015 4:00:00 AM	4.6	39.5
11/28/2015 4:01:00 AM	3.8	35.7
11/28/2015 4:02:00 AM	4.3	39.5
11/28/2015 4:03:00 AM	4.4	38.6
11/28/2015 4:04:00 AM	4.4	36.8
11/28/2015 4:05:00 AM	4.5	41.2
11/28/2015 4:06:00 AM	4.3	40.6
11/28/2015 4:07:00 AM	4.4	39.6
11/28/2015 4:08:00 AM	4.8	41.1
11/28/2015 4:09:00 AM	4.6	41.5
11/28/2015 4:10:00 AM	5.0	44.9
11/28/2015 4:11:00 AM	5.4	44.5
11/28/2015 4:12:00 AM	4.8	44.9
11/28/2015 4:13:00 AM	5.5	45.8
11/28/2015 4:14:00 AM	4.4	39.8
11/28/2015 4:15:00 AM	4.6	42.2
11/28/2015 4:16:00 AM	4.9	42.5
11/28/2015 4:17:00 AM	4.7	39.8
11/28/2015 4:18:00 AM	5.1	44.2
11/28/2015 4:19:00 AM	3.8	36.5
11/28/2015 4:20:00 AM	4.0	36.9
11/28/2015 4:21:00 AM	3.9	35.2
11/28/2015 4:22:00 AM	4.2	38.1
11/28/2015 4:23:00 AM	4.6	40.4
11/28/2015 4:24:00 AM	4.9	43.7
11/28/2015 4:25:00 AM	4.4	38.3
11/28/2015 4:26:00 AM	3.8	36.8
11/28/2015 4:27:00 AM	4.3	38.0
11/28/2015 4:28:00 AM	4.4	39.4
11/28/2015 4:29:00 AM	4.2	39.9
11/28/2015 4:30:00 AM	4.3	40.6
11/28/2015 4:31:00 AM	4.7	40.6
11/28/2015 4:32:00 AM	4.3	38.8
11/28/2015 4:33:00 AM	4.4	42.1
11/28/2015 4:34:00 AM	4.9	43.1
11/28/2015 4:35:00 AM	4.8	43.1
11/28/2015 4:36:00 AM	4.9	42.2
11/28/2015 4:37:00 AM	4.9	43.3
11/28/2015 4:38:00 AM	4.1	38.3
11/28/2015 4:39:00 AM	4.5	42.8
11/28/2015 4:40:00 AM	5.5	45.1
11/28/2015 4:41:00 AM	4.8	41.2

11/28/2015 4:42:00 AM	5.0	43.1
11/28/2015 4:43:00 AM	4.6	40.1
11/28/2015 4:44:00 AM	4.5	40.5
11/28/2015 4:45:00 AM	4.5	38.5
11/28/2015 4:46:00 AM	3.9	36.5
11/28/2015 4:47:00 AM	4.3	39.3
11/28/2015 4:48:00 AM	3.8	36.0
11/28/2015 4:49:00 AM	4.3	38.5
11/28/2015 4:50:00 AM	4.1	38.6
11/28/2015 4:51:00 AM	3.6	36.1
11/28/2015 4:52:00 AM	4.1	37.8
11/28/2015 4:53:00 AM	3.8	37.6
11/28/2015 4:54:00 AM	4.2	39.5
11/28/2015 4:55:00 AM	4.1	38.2
11/28/2015 4:56:00 AM	3.6	37.1
11/28/2015 4:58:00 AM	4.0	36.6
11/30/2015 2:52:00 AM	3.6	35.1
11/30/2015 2:53:00 AM	3.8	36.2
11/30/2015 2:54:00 AM	3.6	35.0
11/30/2015 2:55:00 AM	3.6	35.8
11/30/2015 2:56:00 AM	3.6	35.0
11/30/2015 3:16:00 AM	3.5	35.1
11/30/2015 3:33:00 AM	3.5	34.2
11/30/2015 3:35:00 AM	3.7	34.4
11/30/2015 3:36:00 AM	3.7	34.6
11/30/2015 3:37:00 AM	3.8	35.3
11/30/2015 3:38:00 AM	3.8	34.6
11/30/2015 3:39:00 AM	4.0	35.0
11/30/2015 3:40:00 AM	3.7	34.4
11/30/2015 3:41:00 AM	3.9	35.3
11/30/2015 3:42:00 AM	3.9	34.8
11/30/2015 3:43:00 AM	3.8	34.0
11/30/2015 3:44:00 AM	3.8	34.8
11/30/2015 3:45:00 AM	3.7	35.0
11/30/2015 3:46:00 AM	3.8	35.7
11/30/2015 3:47:00 AM	3.8	34.8
11/30/2015 3:48:00 AM	3.5	34.5
11/30/2015 3:49:00 AM	3.7	35.1
11/30/2015 3:50:00 AM	3.7	34.0
11/30/2015 3:52:00 AM	3.9	34.7
11/30/2015 3:53:00 AM	3.6	33.5
11/30/2015 3:54:00 AM	4.0	36.0
11/30/2015 3:55:00 AM	4.0	35.2
11/30/2015 3:56:00 AM	3.6	34.2
11/30/2015 3:58:00 AM	3.6	35.1
11/30/2015 3:59:00 AM	4.0	35.4
11/30/2015 4:00:00 AM	3.5	34.7
11/30/2015 4:02:00 AM	3.5	37.4
11/30/2015 4:03:00 AM	3.5	37.8
11/30/2015 4:04:00 AM	3.7	37.9
11/30/2015 4:08:00 AM	3.6	38.7
11/30/2015 4:09:00 AM	3.6	37.3
11/30/2015 4:13:00 AM	3.6	36.8
11/30/2015 10:00:00 PM	4.0	40.0
11/30/2015 10:01:00 PM	4.0	41.5

11/30/2015 10:02:00 PM	4.5	43.6
11/30/2015 10:04:00 PM	6.0	48.8
11/30/2015 10:05:00 PM	4.9	45.1
11/30/2015 10:06:00 PM	4.8	43.0
11/30/2015 10:07:00 PM	5.3	47.5
11/30/2015 10:08:00 PM	4.5	43.9
11/30/2015 10:09:00 PM	4.0	42.8
11/30/2015 10:10:00 PM	4.2	43.7
11/30/2015 10:11:00 PM	3.9	41.4
11/30/2015 10:12:00 PM	3.9	44.9
11/30/2015 10:13:00 PM	3.6	41.7
11/30/2015 10:14:00 PM	3.7	42.4
11/30/2015 10:15:00 PM	4.2	41.9
11/30/2015 10:16:00 PM	3.5	41.4
11/30/2015 10:17:00 PM	3.7	41.9
11/30/2015 10:21:00 PM	3.5	41.3
11/30/2015 10:22:00 PM	4.2	42.2
11/30/2015 10:23:00 PM	3.9	41.3
11/30/2015 10:24:00 PM	3.7	41.7
11/30/2015 10:26:00 PM	3.9	41.4
11/30/2015 10:27:00 PM	3.8	42.3
11/30/2015 10:28:00 PM	3.9	42.4
11/30/2015 10:29:00 PM	4.0	43.0
11/30/2015 10:30:00 PM	4.7	44.7
11/30/2015 10:31:00 PM	4.0	41.7
11/30/2015 10:32:00 PM	5.1	45.5
11/30/2015 10:34:00 PM	3.9	42.5
11/30/2015 10:35:00 PM	4.0	42.5
11/30/2015 10:36:00 PM	3.9	41.8
11/30/2015 10:37:00 PM	4.2	42.8
11/30/2015 10:38:00 PM	3.9	43.0
11/30/2015 10:39:00 PM	4.3	43.5
11/30/2015 10:40:00 PM	4.0	42.4
11/30/2015 10:41:00 PM	5.0	45.0
11/30/2015 10:42:00 PM	4.2	41.7
11/30/2015 10:43:00 PM	4.2	41.8
11/30/2015 10:44:00 PM	4.2	43.5
11/30/2015 10:45:00 PM	4.0	40.9
11/30/2015 10:46:00 PM	4.2	43.6
11/30/2015 10:47:00 PM	4.5	42.4
11/30/2015 10:48:00 PM	4.3	42.7
11/30/2015 10:49:00 PM	4.1	40.9
11/30/2015 10:50:00 PM	4.6	43.4
11/30/2015 10:51:00 PM	4.1	41.9
11/30/2015 10:52:00 PM	3.9	40.5
11/30/2015 10:53:00 PM	4.2	42.2
11/30/2015 10:54:00 PM	3.5	39.8
11/30/2015 10:55:00 PM	3.7	38.9
11/30/2015 10:56:00 PM	3.6	38.5
11/30/2015 10:57:00 PM	4.3	42.3
11/30/2015 10:59:00 PM	3.9	40.1
11/30/2015 11:01:00 PM	3.6	41.3
11/30/2015 11:04:00 PM	3.5	41.6
11/30/2015 11:06:00 PM	3.5	40.8
11/30/2015 11:07:00 PM	3.8	42.0

11/30/2015 11:19:00 PM	3.7	40.2
11/30/2015 11:27:00 PM	3.6	40.0
11/30/2015 11:30:00 PM	3.6	38.4
12/01/2015 12:02:00 AM	3.7	36.8
12/01/2015 12:04:00 AM	3.8	38.6
12/01/2015 12:05:00 AM	3.8	40.3
12/01/2015 12:06:00 AM	4.5	43.0
12/01/2015 12:07:00 AM	4.2	41.7
12/01/2015 12:08:00 AM	4.5	42.7
12/01/2015 12:09:00 AM	4.6	43.7
12/01/2015 12:10:00 AM	4.2	41.8
12/01/2015 12:11:00 AM	4.1	42.0
12/01/2015 12:12:00 AM	4.3	41.9
12/01/2015 12:13:00 AM	4.1	41.8
12/01/2015 12:14:00 AM	3.8	41.7
12/01/2015 12:15:00 AM	4.6	43.2
12/01/2015 12:17:00 AM	3.7	40.5
12/01/2015 12:18:00 AM	3.7	41.4
12/01/2015 12:19:00 AM	4.3	43.0
12/01/2015 12:20:00 AM	4.6	45.5
12/01/2015 12:21:00 AM	3.7	40.7
12/01/2015 12:22:00 AM	3.9	40.6
12/01/2015 12:24:00 AM	3.7	39.4
12/01/2015 12:27:00 AM	3.7	38.9
12/01/2015 12:28:00 AM	3.8	40.3
12/01/2015 12:29:00 AM	3.5	38.2
12/01/2015 12:31:00 AM	3.9	39.2
12/01/2015 12:32:00 AM	3.9	39.3
12/01/2015 12:44:00 AM	3.6	34.1
12/01/2015 12:47:00 AM	3.9	35.2
12/01/2015 12:48:00 AM	4.1	35.7
12/01/2015 12:49:00 AM	4.1	37.1
12/01/2015 12:50:00 AM	4.1	36.8
12/01/2015 12:51:00 AM	4.1	37.5
12/01/2015 12:52:00 AM	4.2	36.8
12/01/2015 12:53:00 AM	4.2	38.0
12/01/2015 12:54:00 AM	4.0	36.4
12/01/2015 12:55:00 AM	4.4	39.2
12/01/2015 12:56:00 AM	4.2	36.8
12/01/2015 12:57:00 AM	3.6	34.0
12/01/2015 12:58:00 AM	3.9	34.7
12/01/2015 12:59:00 AM	4.1	37.2
12/01/2015 1:00:00 AM	4.3	37.7
12/01/2015 1:01:00 AM	4.2	39.0
12/01/2015 1:02:00 AM	4.6	40.9
12/01/2015 1:03:00 AM	3.6	35.1
12/01/2015 1:05:00 AM	3.6	34.6
12/01/2015 1:07:00 AM	3.9	35.4
12/01/2015 1:08:00 AM	3.5	34.0
12/01/2015 1:24:00 AM	3.7	33.6
12/01/2015 1:40:00 AM	3.8	35.1
12/01/2015 1:43:00 AM	3.6	34.8
12/01/2015 1:44:00 AM	3.6	37.1
12/01/2015 1:45:00 AM	3.9	34.3
12/01/2015 1:46:00 AM	3.8	35.7

12/01/2015 1:48:00 AM	3.5	34.7
12/01/2015 1:50:00 AM	3.6	35.9
12/01/2015 1:51:00 AM	4.0	36.4
12/01/2015 1:52:00 AM	3.6	35.6
12/01/2015 1:53:00 AM	3.6	36.8
12/01/2015 1:56:00 AM	3.7	35.8
12/01/2015 1:57:00 AM	3.5	34.9
12/01/2015 1:58:00 AM	3.5	36.0
12/01/2015 2:07:00 AM	3.8	36.8
12/01/2015 2:08:00 AM	3.9	35.5
12/01/2015 2:13:00 AM	3.8	35.2
12/01/2015 2:14:00 AM	4.1	37.3
12/01/2015 2:15:00 AM	4.0	36.1
12/01/2015 2:16:00 AM	4.1	36.2
12/01/2015 2:17:00 AM	3.7	34.7
12/01/2015 2:18:00 AM	4.0	35.9
12/01/2015 2:19:00 AM	3.9	34.4
12/01/2015 2:20:00 AM	3.8	36.0
12/01/2015 2:21:00 AM	3.9	35.0
12/01/2015 2:22:00 AM	3.7	34.6
12/01/2015 2:23:00 AM	3.5	33.4
12/01/2015 2:24:00 AM	3.5	34.2
12/01/2015 2:25:00 AM	3.8	36.2
12/01/2015 2:26:00 AM	3.7	34.9
12/01/2015 2:27:00 AM	3.6	36.0
12/01/2015 2:28:00 AM	4.2	39.0
12/01/2015 2:29:00 AM	4.1	36.8
12/01/2015 2:30:00 AM	4.2	37.9
12/01/2015 2:31:00 AM	4.3	37.5
12/01/2015 2:32:00 AM	3.6	37.5
12/01/2015 2:33:00 AM	3.9	39.6
12/01/2015 2:34:00 AM	4.1	40.7
12/01/2015 2:35:00 AM	4.0	43.0
12/01/2015 2:36:00 AM	4.4	41.4
12/01/2015 2:37:00 AM	4.6	40.7
12/01/2015 2:38:00 AM	5.3	43.8
12/01/2015 2:39:00 AM	4.9	42.2
12/01/2015 2:40:00 AM	4.6	42.3
12/01/2015 2:41:00 AM	5.0	43.0
12/01/2015 2:42:00 AM	5.1	47.1
12/01/2015 2:43:00 AM	5.4	46.4
12/01/2015 2:44:00 AM	4.5	38.0
12/01/2015 2:45:00 AM	4.5	41.0
12/01/2015 2:46:00 AM	4.6	41.0
12/01/2015 2:47:00 AM	4.8	42.3
12/01/2015 2:48:00 AM	4.8	42.5
12/01/2015 2:49:00 AM	4.2	38.0
12/01/2015 2:50:00 AM	4.3	40.4
12/01/2015 2:51:00 AM	4.1	39.3
12/01/2015 2:52:00 AM	4.3	38.9
12/01/2015 2:53:00 AM	4.2	41.4
12/01/2015 2:54:00 AM	4.8	39.5
12/01/2015 2:56:00 AM	4.4	40.1
12/01/2015 2:57:00 AM	4.7	40.8
12/01/2015 2:58:00 AM	4.4	39.1

12/01/2015 2:59:00 AM	3.9	36.9
12/01/2015 3:00:00 AM	4.0	36.4
12/01/2015 3:01:00 AM	4.2	38.0
12/01/2015 3:02:00 AM	4.0	37.0
12/01/2015 3:03:00 AM	4.3	39.4
12/01/2015 3:04:00 AM	4.4	39.2
12/01/2015 3:05:00 AM	4.2	39.1
12/01/2015 3:06:00 AM	4.5	40.1
12/01/2015 3:07:00 AM	4.3	38.6
12/01/2015 3:08:00 AM	4.2	37.8
12/01/2015 3:09:00 AM	4.2	38.5
12/01/2015 3:10:00 AM	4.0	39.5
12/01/2015 3:11:00 AM	4.2	36.6
12/01/2015 3:12:00 AM	3.7	35.3
12/01/2015 3:13:00 AM	3.9	39.5
12/01/2015 3:14:00 AM	4.3	37.7
12/01/2015 3:15:00 AM	3.8	36.0
12/01/2015 3:16:00 AM	3.9	35.8
12/01/2015 3:17:00 AM	3.9	35.1
12/01/2015 3:18:00 AM	4.0	36.5
12/01/2015 3:19:00 AM	3.9	34.9
12/01/2015 3:20:00 AM	3.9	35.5
12/01/2015 3:21:00 AM	3.8	35.6
12/01/2015 3:22:00 AM	3.8	34.4
12/01/2015 3:42:00 AM	3.8	35.5
12/01/2015 4:15:00 AM	3.8	38.0
12/01/2015 4:16:00 AM	4.1	38.9
12/01/2015 4:17:00 AM	3.7	35.5
12/01/2015 4:18:00 AM	3.7	34.3
12/01/2015 4:20:00 AM	3.7	33.5
12/01/2015 4:21:00 AM	4.2	38.1
12/01/2015 4:22:00 AM	3.6	35.1
12/01/2015 4:23:00 AM	4.3	38.5
12/01/2015 4:24:00 AM	3.8	35.4
12/01/2015 4:26:00 AM	4.2	37.9
12/01/2015 4:27:00 AM	3.7	36.4
12/01/2015 4:34:00 AM	3.7	35.5
12/01/2015 4:35:00 AM	3.9	39.2
12/01/2015 4:36:00 AM	3.6	36.4
12/01/2015 4:37:00 AM	3.7	35.7
12/01/2015 4:38:00 AM	3.7	37.7
12/03/2015 10:36:00 PM	3.6	32.6
12/03/2015 10:37:00 PM	3.6	33.0
12/03/2015 10:38:00 PM	3.9	36.4
12/03/2015 10:39:00 PM	3.8	33.7
12/03/2015 10:40:00 PM	3.6	33.8
12/03/2015 10:41:00 PM	3.8	47.3
12/03/2015 10:42:00 PM	3.6	49.2
12/03/2015 10:43:00 PM	3.6	36.2
12/03/2015 10:45:00 PM	3.5	46.5
12/03/2015 10:48:00 PM	4.3	42.3
12/03/2015 10:49:00 PM	4.1	35.0
12/03/2015 10:50:00 PM	4.0	34.9
12/03/2015 10:52:00 PM	4.2	35.7
12/03/2015 10:56:00 PM	4.6	38.9

12/03/2015 10:57:00 PM	5.3	44.6
12/03/2015 10:58:00 PM	5.3	42.7
12/03/2015 10:59:00 PM	5.1	42.4
12/03/2015 11:01:00 PM	6.2	49.8
12/03/2015 11:03:00 PM	5.8	45.5
12/03/2015 11:05:00 PM	6.1	49.8
12/03/2015 11:08:00 PM	6.1	47.5
12/03/2015 11:51:00 PM	3.8	33.4
12/03/2015 11:52:00 PM	3.8	34.2
12/03/2015 11:53:00 PM	4.0	34.7
12/03/2015 11:54:00 PM	3.8	33.5
12/03/2015 11:55:00 PM	3.7	33.1
12/03/2015 11:58:00 PM	3.8	33.6
12/04/2015 12:00:00 AM	4.0	36.0
12/04/2015 12:01:00 AM	3.6	33.3
12/04/2015 12:03:00 AM	4.6	40.4
12/04/2015 12:04:00 AM	4.4	36.0
12/04/2015 12:05:00 AM	4.7	39.2
12/04/2015 12:06:00 AM	5.3	43.4
12/04/2015 12:07:00 AM	5.0	43.3
12/04/2015 12:08:00 AM	5.0	41.7
12/04/2015 12:10:00 AM	4.8	41.0
12/04/2015 12:11:00 AM	4.9	38.9
12/04/2015 12:12:00 AM	4.2	34.3
12/04/2015 12:13:00 AM	4.0	34.7
12/04/2015 12:14:00 AM	4.1	35.5
12/04/2015 12:15:00 AM	4.1	35.2
12/04/2015 12:16:00 AM	4.2	37.0
12/04/2015 12:17:00 AM	4.5	36.5
12/04/2015 12:18:00 AM	4.0	33.8
12/04/2015 12:19:00 AM	4.2	34.4
12/04/2015 12:20:00 AM	3.9	35.1
12/04/2015 12:21:00 AM	3.8	34.2
12/04/2015 12:22:00 AM	4.4	37.2
12/04/2015 12:23:00 AM	4.0	33.4
12/04/2015 12:24:00 AM	3.6	32.3
12/04/2015 12:25:00 AM	4.4	37.7
12/04/2015 12:26:00 AM	4.3	35.3
12/04/2015 12:27:00 AM	3.6	33.0
12/04/2015 12:28:00 AM	3.8	33.0
12/04/2015 12:29:00 AM	4.2	37.7
12/04/2015 12:30:00 AM	3.9	35.1
12/04/2015 12:31:00 AM	3.6	33.0
12/04/2015 12:32:00 AM	3.7	33.6
12/04/2015 12:33:00 AM	3.6	33.1
12/04/2015 12:34:00 AM	3.8	34.6
12/04/2015 12:35:00 AM	4.1	36.5
12/04/2015 12:36:00 AM	4.9	40.0
12/04/2015 12:37:00 AM	4.4	35.9
12/04/2015 12:38:00 AM	4.7	40.5
12/04/2015 12:39:00 AM	5.4	42.5
12/04/2015 12:40:00 AM	5.3	45.3
12/04/2015 12:41:00 AM	5.8	45.7
12/04/2015 12:42:00 AM	6.5	49.8
12/04/2015 12:43:00 AM	6.0	46.7

12/04/2015 12:44:00 AM	6.3	47.0
12/04/2015 12:45:00 AM	5.8	45.6
12/04/2015 12:46:00 AM	5.7	46.6
12/04/2015 12:47:00 AM	6.4	48.1
12/04/2015 12:48:00 AM	5.0	40.9
12/04/2015 12:49:00 AM	4.9	42.1
12/04/2015 12:50:00 AM	6.1	47.5
12/04/2015 12:51:00 AM	6.0	47.7
12/04/2015 12:52:00 AM	6.3	48.0
12/04/2015 12:53:00 AM	6.3	49.0
12/04/2015 12:54:00 AM	6.1	47.3
12/04/2015 12:55:00 AM	5.3	42.4
12/04/2015 12:56:00 AM	5.5	43.4
12/04/2015 12:57:00 AM	5.3	41.5
12/04/2015 12:58:00 AM	5.4	43.5
12/04/2015 12:59:00 AM	5.4	44.6
12/04/2015 1:00:00 AM	5.6	43.5
12/04/2015 1:01:00 AM	5.5	45.5
12/04/2015 1:02:00 AM	6.0	48.5
12/04/2015 1:03:00 AM	7.0	50.9
12/04/2015 1:04:00 AM	5.7	42.8
12/04/2015 1:06:00 AM	6.1	48.2
12/04/2015 1:07:00 AM	6.0	43.4
12/04/2015 1:08:00 AM	5.6	44.2
12/04/2015 1:09:00 AM	5.1	41.7
12/04/2015 1:10:00 AM	5.3	43.5
12/04/2015 1:11:00 AM	5.5	42.3
12/04/2015 1:12:00 AM	4.7	37.5
12/04/2015 1:13:00 AM	5.4	43.0
12/04/2015 1:14:00 AM	5.0	39.3
12/04/2015 1:15:00 AM	4.9	40.2
12/04/2015 1:16:00 AM	4.4	36.7
12/04/2015 1:17:00 AM	4.2	36.3
12/04/2015 1:22:00 AM	3.9	33.5
12/04/2015 1:25:00 AM	3.6	33.5
12/04/2015 1:26:00 AM	3.8	34.2
12/04/2015 1:27:00 AM	3.9	32.8
12/04/2015 1:50:00 AM	4.5	39.9
12/04/2015 1:51:00 AM	4.5	37.8
12/04/2015 1:52:00 AM	4.4	41.1
12/04/2015 1:53:00 AM	4.4	37.0
12/04/2015 1:54:00 AM	4.7	40.8
12/04/2015 1:55:00 AM	4.9	39.0
12/04/2015 1:56:00 AM	4.7	41.6
12/04/2015 1:57:00 AM	4.9	40.9
12/04/2015 1:58:00 AM	4.8	41.1
12/04/2015 1:59:00 AM	4.6	38.9
12/04/2015 2:00:00 AM	4.4	37.5
12/04/2015 2:01:00 AM	5.2	43.1
12/04/2015 2:02:00 AM	5.4	46.4
12/04/2015 2:03:00 AM	5.7	42.2
12/04/2015 2:04:00 AM	5.0	41.0
12/04/2015 2:05:00 AM	5.4	44.0
12/04/2015 2:06:00 AM	4.7	37.9
12/04/2015 2:08:00 AM	4.8	37.5

12/04/2015 2:09:00 AM	5.0	42.7
12/04/2015 2:15:00 AM	4.0	34.5
12/04/2015 2:16:00 AM	4.3	39.8
12/04/2015 2:17:00 AM	5.1	41.1
12/04/2015 2:18:00 AM	4.8	39.2
12/04/2015 2:19:00 AM	5.1	41.2
12/04/2015 2:20:00 AM	4.6	38.2
12/04/2015 2:21:00 AM	4.7	40.8
12/04/2015 2:22:00 AM	5.6	43.2
12/04/2015 2:23:00 AM	5.5	44.2
12/04/2015 2:24:00 AM	5.6	46.1
12/04/2015 2:25:00 AM	6.0	46.6
12/04/2015 2:26:00 AM	6.0	46.1
12/04/2015 2:27:00 AM	5.7	45.8
12/04/2015 2:28:00 AM	5.9	45.5
12/04/2015 2:29:00 AM	5.4	43.0
12/04/2015 2:30:00 AM	5.8	45.8
12/04/2015 2:31:00 AM	5.8	45.3
12/04/2015 2:32:00 AM	7.0	52.8
12/04/2015 2:33:00 AM	6.9	50.2
12/04/2015 2:34:00 AM	6.2	48.5
12/04/2015 2:35:00 AM	5.9	45.7
12/04/2015 2:36:00 AM	5.5	44.1
12/04/2015 2:37:00 AM	5.9	47.7
12/04/2015 2:38:00 AM	5.6	43.6
12/04/2015 2:39:00 AM	5.5	44.4
12/04/2015 2:40:00 AM	5.1	43.0
12/04/2015 2:41:00 AM	5.4	42.5
12/04/2015 2:42:00 AM	5.5	41.9
12/04/2015 2:43:00 AM	5.1	42.4
12/04/2015 2:45:00 AM	4.7	40.1
12/04/2015 2:46:00 AM	6.1	49.2
12/04/2015 2:50:00 AM	6.6	51.2
12/04/2015 2:55:00 AM	5.7	45.9
12/04/2015 2:56:00 AM	6.0	46.3
12/04/2015 2:57:00 AM	5.5	44.5
12/04/2015 2:59:00 AM	6.1	48.3
12/04/2015 3:00:00 AM	6.1	48.2
12/04/2015 3:01:00 AM	4.9	41.4
12/04/2015 3:02:00 AM	5.9	44.9
12/04/2015 3:03:00 AM	5.7	46.0
12/04/2015 3:04:00 AM	6.3	47.7
12/04/2015 3:05:00 AM	5.6	43.7
12/04/2015 3:06:00 AM	5.6	46.2
12/04/2015 3:07:00 AM	6.1	48.8
12/04/2015 3:08:00 AM	5.7	47.5
12/04/2015 3:10:00 AM	6.3	48.7
12/04/2015 3:25:00 AM	5.9	46.7
12/04/2015 3:31:00 AM	4.4	36.4
12/04/2015 3:32:00 AM	4.6	37.9
12/04/2015 3:33:00 AM	4.6	39.8
12/04/2015 3:34:00 AM	4.4	37.7
12/04/2015 3:35:00 AM	4.4	39.6
12/04/2015 3:36:00 AM	4.7	38.3
12/04/2015 3:37:00 AM	4.1	34.9

12/04/2015 3:38:00 AM	3.9	35.2
12/04/2015 3:39:00 AM	4.6	36.9
12/04/2015 3:40:00 AM	4.8	42.3
12/04/2015 3:41:00 AM	5.2	42.8
12/04/2015 3:42:00 AM	4.5	37.6
12/04/2015 3:43:00 AM	4.3	38.2
12/04/2015 3:44:00 AM	4.3	37.2
12/04/2015 3:45:00 AM	4.7	37.8
12/04/2015 3:46:00 AM	4.9	42.9
12/04/2015 3:47:00 AM	5.0	40.5
12/04/2015 3:48:00 AM	5.1	42.9
12/04/2015 3:49:00 AM	5.4	43.5
12/04/2015 3:50:00 AM	4.5	37.9
12/04/2015 3:51:00 AM	5.0	40.5
12/04/2015 3:52:00 AM	4.4	37.4
12/04/2015 3:55:00 AM	4.6	37.5
12/04/2015 3:56:00 AM	4.1	37.2
12/04/2015 3:57:00 AM	4.7	40.1
12/04/2015 3:58:00 AM	4.6	38.1
12/04/2015 3:59:00 AM	4.8	40.0
12/04/2015 4:00:00 AM	5.0	40.8
12/04/2015 4:01:00 AM	4.1	35.0
12/04/2015 4:02:00 AM	4.7	42.6
12/04/2015 4:03:00 AM	4.8	41.2
12/04/2015 4:04:00 AM	5.3	44.6
12/04/2015 4:05:00 AM	6.0	45.4
12/04/2015 4:06:00 AM	5.9	49.0
12/04/2015 4:07:00 AM	5.4	43.6
12/04/2015 4:08:00 AM	6.2	47.0
12/04/2015 4:09:00 AM	5.4	43.5
12/04/2015 4:10:00 AM	5.6	45.7
12/04/2015 4:11:00 AM	5.3	43.0
12/04/2015 4:12:00 AM	4.9	41.1
12/04/2015 4:13:00 AM	5.0	43.2
12/04/2015 4:14:00 AM	5.9	46.0
12/04/2015 4:15:00 AM	5.1	43.0
12/04/2015 4:16:00 AM	4.8	41.0
12/04/2015 4:17:00 AM	5.1	43.1
12/04/2015 4:18:00 AM	5.5	44.9
12/04/2015 4:19:00 AM	5.2	41.9
12/04/2015 4:20:00 AM	5.0	42.7
12/04/2015 4:21:00 AM	4.5	39.2
12/04/2015 4:22:00 AM	5.4	43.9
12/04/2015 4:23:00 AM	4.9	40.6
12/04/2015 4:24:00 AM	5.1	41.9
12/04/2015 4:25:00 AM	4.9	43.1
12/04/2015 4:26:00 AM	5.6	44.4
12/04/2015 4:27:00 AM	4.8	38.4
12/04/2015 4:28:00 AM	4.5	38.5
12/04/2015 4:29:00 AM	4.5	37.5
12/04/2015 4:56:00 AM	5.2	41.9
12/04/2015 4:59:00 AM	4.6	40.0
12/06/2015 2:20:00 AM	3.6	35.2
12/06/2015 2:21:00 AM	4.4	39.0
12/06/2015 2:26:00 AM	5.0	42.2

12/12/2015 4:04:00 AM	3.5	35.5
12/12/2015 4:05:00 AM	3.7	36.1
12/12/2015 4:06:00 AM	3.8	36.4
12/12/2015 4:07:00 AM	3.7	36.4
12/12/2015 4:08:00 AM	3.9	37.4
12/12/2015 4:09:00 AM	3.7	36.8
12/12/2015 4:29:00 AM	3.5	35.3
12/12/2015 4:30:00 AM	3.6	35.5
12/12/2015 4:38:00 AM	3.5	34.3
12/12/2015 4:40:00 AM	3.5	33.9
12/12/2015 4:41:00 AM	4.3	35.8
12/12/2015 4:42:00 AM	4.4	38.5
12/12/2015 4:43:00 AM	3.9	36.3
12/12/2015 4:44:00 AM	4.0	35.5
12/12/2015 4:45:00 AM	4.3	36.3
12/12/2015 4:46:00 AM	4.5	36.8
12/12/2015 4:47:00 AM	4.1	37.3
12/12/2015 4:48:00 AM	4.0	42.6
12/12/2015 4:56:00 AM	4.4	41.0
12/12/2015 4:57:00 AM	3.5	40.8
12/12/2015 4:59:00 AM	3.7	36.5
12/13/2015 2:12:00 AM	3.5	36.0
12/13/2015 2:13:00 AM	4.1	37.7
12/13/2015 2:14:00 AM	4.3	40.3
12/13/2015 2:15:00 AM	4.4	41.2
12/13/2015 2:16:00 AM	3.9	39.5
12/13/2015 2:17:00 AM	3.8	37.9
12/13/2015 2:20:00 AM	3.8	36.6
12/14/2015 10:10:00 PM	6.3	52.7
12/14/2015 10:11:00 PM	6.0	48.3
12/14/2015 10:12:00 PM	5.5	46.8
12/14/2015 10:13:00 PM	5.7	45.3
12/14/2015 10:14:00 PM	5.1	44.5
12/14/2015 10:17:00 PM	5.2	48.0
12/14/2015 10:18:00 PM	6.3	44.5
12/14/2015 10:20:00 PM	6.5	51.4
12/14/2015 10:21:00 PM	5.5	45.5
12/14/2015 10:22:00 PM	6.1	47.5
12/14/2015 10:23:00 PM	6.4	46.5
12/14/2015 10:24:00 PM	6.5	48.3
12/14/2015 10:25:00 PM	6.5	48.1
12/14/2015 10:26:00 PM	6.0	49.7
12/14/2015 10:27:00 PM	6.1	45.5
12/14/2015 10:28:00 PM	5.9	45.1
12/14/2015 10:29:00 PM	5.9	44.1
12/14/2015 10:30:00 PM	6.0	47.1
12/14/2015 10:32:00 PM	5.8	46.7
12/14/2015 10:33:00 PM	5.3	41.1
12/14/2015 10:34:00 PM	5.4	44.3
12/14/2015 10:35:00 PM	4.9	40.6
12/14/2015 10:36:00 PM	5.8	41.6
12/14/2015 10:37:00 PM	5.5	45.0
12/14/2015 10:38:00 PM	5.8	41.7
12/14/2015 10:39:00 PM	5.7	47.2
12/14/2015 10:40:00 PM	5.8	42.9

12/14/2015 10:41:00 PM	6.0	45.5
12/14/2015 10:42:00 PM	6.1	48.9
12/14/2015 10:43:00 PM	5.9	43.6
12/14/2015 10:44:00 PM	6.2	46.7
12/14/2015 10:45:00 PM	6.1	48.1
12/14/2015 10:46:00 PM	5.2	45.3
12/14/2015 10:47:00 PM	6.0	43.6
12/14/2015 10:48:00 PM	5.6	46.0
12/14/2015 10:49:00 PM	6.5	47.0
12/14/2015 10:50:00 PM	5.8	45.7
12/14/2015 10:51:00 PM	5.4	44.6
12/14/2015 10:52:00 PM	5.7	44.8
12/14/2015 10:53:00 PM	5.8	44.6
12/14/2015 10:54:00 PM	6.2	46.0
12/14/2015 10:55:00 PM	6.7	47.0
12/14/2015 10:56:00 PM	6.3	51.1
12/14/2015 10:57:00 PM	6.6	49.7
12/14/2015 10:58:00 PM	6.3	47.7
12/14/2015 10:59:00 PM	6.0	50.4
12/14/2015 11:00:00 PM	6.2	47.3
12/14/2015 11:01:00 PM	5.9	47.5
12/14/2015 11:02:00 PM	4.7	42.1
12/14/2015 11:03:00 PM	6.0	44.9
12/14/2015 11:04:00 PM	5.8	47.6
12/14/2015 11:05:00 PM	5.1	44.6
12/14/2015 11:06:00 PM	6.4	47.3
12/14/2015 11:07:00 PM	5.5	45.8
12/14/2015 11:08:00 PM	6.3	45.8
12/14/2015 11:09:00 PM	6.1	51.2
12/14/2015 11:10:00 PM	5.7	44.4
12/14/2015 11:11:00 PM	7.0	50.3
12/14/2015 11:12:00 PM	6.2	49.6
12/14/2015 11:13:00 PM	6.4	49.2
12/14/2015 11:14:00 PM	6.1	45.9
12/14/2015 11:15:00 PM	5.6	46.0
12/14/2015 11:16:00 PM	5.6	44.1
12/14/2015 11:17:00 PM	6.1	43.4
12/14/2015 11:18:00 PM	5.9	47.2
12/14/2015 11:19:00 PM	5.7	45.2
12/14/2015 11:20:00 PM	5.6	42.2
12/14/2015 11:21:00 PM	6.1	47.7
12/14/2015 11:22:00 PM	6.1	45.0
12/14/2015 11:23:00 PM	6.5	46.9
12/14/2015 11:24:00 PM	5.7	48.2
12/14/2015 11:25:00 PM	5.7	46.1
12/14/2015 11:26:00 PM	5.5	42.1
12/14/2015 11:27:00 PM	6.0	41.5
12/14/2015 11:28:00 PM	5.7	46.8
12/14/2015 11:29:00 PM	4.9	42.1
12/14/2015 11:30:00 PM	5.1	40.0
12/14/2015 11:31:00 PM	5.2	41.6
12/14/2015 11:32:00 PM	5.8	42.2
12/14/2015 11:33:00 PM	5.5	43.6
12/14/2015 11:34:00 PM	5.5	41.2
12/14/2015 11:35:00 PM	6.5	47.7

12/14/2015 11:36:00 PM	5.9	46.8
12/14/2015 11:37:00 PM	5.5	45.1
12/14/2015 11:38:00 PM	6.2	44.5
12/14/2015 11:39:00 PM	5.6	46.3
12/14/2015 11:40:00 PM	5.1	41.3
12/14/2015 11:41:00 PM	5.1	44.1
12/14/2015 11:43:00 PM	5.7	42.8
12/14/2015 11:44:00 PM	6.1	42.7
12/14/2015 11:45:00 PM	6.0	49.7
12/14/2015 11:46:00 PM	5.3	43.8
12/14/2015 11:47:00 PM	5.9	45.3
12/14/2015 11:48:00 PM	5.9	44.9
12/14/2015 11:49:00 PM	5.9	46.9
12/14/2015 11:50:00 PM	5.0	48.6
12/14/2015 11:51:00 PM	5.1	37.9
12/14/2015 11:52:00 PM	5.7	44.1
12/14/2015 11:53:00 PM	5.7	43.2
12/14/2015 11:54:00 PM	6.1	47.1
12/14/2015 11:55:00 PM	5.8	44.0
12/14/2015 11:56:00 PM	5.1	43.7
12/14/2015 11:57:00 PM	6.8	48.3
12/14/2015 11:58:00 PM	6.0	48.8
12/14/2015 11:59:00 PM	5.4	44.7
12/15/2015 12:00:00 AM	6.0	44.6
12/15/2015 12:01:00 AM	5.7	46.2
12/15/2015 12:02:00 AM	5.5	43.7
12/15/2015 12:03:00 AM	5.8	43.0
12/15/2015 12:04:00 AM	5.6	46.8
12/15/2015 12:05:00 AM	5.3	40.8
12/15/2015 12:06:00 AM	5.8	43.6
12/15/2015 12:07:00 AM	6.0	44.5
12/15/2015 12:08:00 AM	5.6	45.2
12/15/2015 12:09:00 AM	5.3	42.9
12/15/2015 12:10:00 AM	4.8	41.8
12/15/2015 12:11:00 AM	5.8	42.6
12/15/2015 12:12:00 AM	5.4	44.5
12/15/2015 12:13:00 AM	5.3	42.8
12/15/2015 12:14:00 AM	4.9	41.6
12/15/2015 12:15:00 AM	5.8	39.1
12/15/2015 12:16:00 AM	6.7	49.9
12/15/2015 12:17:00 AM	4.9	47.5
12/15/2015 12:18:00 AM	5.7	41.1
12/15/2015 12:19:00 AM	6.4	46.1
12/15/2015 12:20:00 AM	6.5	50.2
12/15/2015 12:21:00 AM	6.3	47.4
12/15/2015 12:22:00 AM	6.6	49.1
12/15/2015 12:23:00 AM	5.7	46.0
12/15/2015 12:24:00 AM	5.8	47.8
12/15/2015 12:25:00 AM	5.6	43.3
12/15/2015 12:26:00 AM	6.5	43.8
12/15/2015 12:27:00 AM	6.5	49.5
12/15/2015 12:28:00 AM	6.3	47.3
12/15/2015 12:29:00 AM	5.9	47.2
12/15/2015 12:30:00 AM	6.6	46.7
12/15/2015 12:31:00 AM	6.3	51.0

12/15/2015 12:32:00 AM	5.8	45.2
12/15/2015 12:33:00 AM	6.0	46.4
12/15/2015 12:34:00 AM	6.2	47.5
12/15/2015 12:35:00 AM	6.1	46.1
12/15/2015 12:36:00 AM	6.1	47.2
12/15/2015 12:37:00 AM	5.8	46.8
12/15/2015 12:38:00 AM	5.4	43.5
12/15/2015 12:39:00 AM	5.8	46.3
12/15/2015 12:40:00 AM	7.2	50.3
12/15/2015 12:41:00 AM	5.9	51.5
12/15/2015 12:42:00 AM	5.4	43.5
12/15/2015 12:43:00 AM	6.3	47.0
12/15/2015 12:44:00 AM	6.0	46.5
12/15/2015 12:45:00 AM	6.2	46.7
12/15/2015 12:46:00 AM	6.6	50.4
12/15/2015 12:47:00 AM	5.8	46.6
12/15/2015 12:48:00 AM	5.3	44.2
12/15/2015 12:49:00 AM	6.2	44.5
12/15/2015 12:50:00 AM	5.4	47.4
12/15/2015 12:51:00 AM	6.4	47.4
12/15/2015 12:52:00 AM	6.6	48.9
12/15/2015 12:53:00 AM	5.8	46.4
12/15/2015 12:54:00 AM	5.8	43.7
12/15/2015 12:55:00 AM	6.3	47.7
12/15/2015 12:56:00 AM	7.1	49.5
12/15/2015 12:57:00 AM	6.9	52.2
12/15/2015 12:58:00 AM	5.7	47.2
12/15/2015 12:59:00 AM	5.1	43.7
12/15/2015 1:00:00 AM	5.2	41.8
12/15/2015 1:01:00 AM	5.6	46.0
12/15/2015 1:02:00 AM	4.9	40.9
12/15/2015 1:03:00 AM	5.7	41.0
12/15/2015 1:04:00 AM	5.1	44.9
12/15/2015 1:05:00 AM	6.3	43.0
12/15/2015 1:06:00 AM	6.0	50.3
12/15/2015 1:07:00 AM	5.6	46.2
12/15/2015 1:08:00 AM	6.2	45.4
12/15/2015 1:09:00 AM	5.6	46.7
12/15/2015 1:10:00 AM	5.3	40.8
12/15/2015 1:11:00 AM	5.8	43.8
12/15/2015 1:12:00 AM	6.9	46.6
12/15/2015 1:13:00 AM	6.3	50.2
12/15/2015 1:14:00 AM	5.5	45.4
12/15/2015 1:15:00 AM	5.7	42.2
12/15/2015 1:16:00 AM	5.6	44.1
12/15/2015 1:17:00 AM	5.4	41.9
12/15/2015 1:18:00 AM	6.3	45.1
12/15/2015 1:19:00 AM	5.7	46.1
12/15/2015 1:20:00 AM	6.2	46.6
12/15/2015 1:21:00 AM	6.0	46.9
12/15/2015 1:22:00 AM	5.8	43.4
12/15/2015 1:23:00 AM	5.6	46.4
12/15/2015 1:24:00 AM	5.3	41.4
12/15/2015 1:25:00 AM	5.7	44.6
12/15/2015 1:26:00 AM	5.9	45.0

12/15/2015 1:27:00 AM	5.4	42.2
12/15/2015 1:28:00 AM	5.1	43.3
12/15/2015 1:29:00 AM	5.1	40.5
12/15/2015 1:30:00 AM	6.2	44.8
12/15/2015 1:31:00 AM	5.6	46.9
12/15/2015 1:32:00 AM	6.1	43.6
12/15/2015 1:33:00 AM	5.3	48.6
12/15/2015 1:34:00 AM	5.6	41.8
12/15/2015 1:35:00 AM	6.3	48.9
12/15/2015 1:36:00 AM	6.4	48.4
12/15/2015 1:37:00 AM	6.0	46.0
12/15/2015 1:38:00 AM	6.1	44.0
12/15/2015 1:39:00 AM	5.9	48.3
12/15/2015 1:40:00 AM	6.3	47.9
12/15/2015 1:41:00 AM	5.6	46.0
12/15/2015 1:42:00 AM	5.4	43.7
12/15/2015 1:44:00 AM	6.5	46.0
12/15/2015 1:45:00 AM	7.0	50.6
12/15/2015 1:46:00 AM	7.0	49.5
12/15/2015 1:47:00 AM	6.1	50.8
12/15/2015 1:48:00 AM	5.6	45.1
12/15/2015 1:49:00 AM	6.1	46.1
12/15/2015 1:50:00 AM	6.0	46.9
12/15/2015 1:51:00 AM	5.8	46.0
12/15/2015 1:52:00 AM	6.8	47.5
12/15/2015 1:53:00 AM	6.4	51.0
12/15/2015 1:54:00 AM	6.8	48.8
12/15/2015 1:55:00 AM	6.2	49.4
12/15/2015 1:56:00 AM	5.8	44.7
12/15/2015 1:57:00 AM	5.9	46.5
12/15/2015 1:58:00 AM	6.1	45.1
12/15/2015 1:59:00 AM	5.9	47.7
12/15/2015 2:00:00 AM	5.2	43.2
12/15/2015 2:01:00 AM	6.6	50.7
12/15/2015 2:02:00 AM	6.2	48.5
12/15/2015 2:03:00 AM	6.4	48.3
12/15/2015 2:04:00 AM	5.7	47.8
12/15/2015 2:05:00 AM	5.8	42.4
12/15/2015 2:06:00 AM	5.8	48.5
12/15/2015 2:07:00 AM	5.6	43.1
12/15/2015 2:08:00 AM	6.3	47.0
12/15/2015 2:09:00 AM	5.9	45.0
12/15/2015 2:10:00 AM	6.4	46.9
12/15/2015 2:11:00 AM	6.3	50.2
12/15/2015 2:12:00 AM	7.0	49.5
12/15/2015 2:13:00 AM	6.5	50.4
12/15/2015 2:14:00 AM	7.2	50.6
12/15/2015 2:15:00 AM	6.9	51.3
12/15/2015 2:16:00 AM	6.9	51.7
12/15/2015 2:17:00 AM	6.5	49.8
12/15/2015 2:18:00 AM	6.8	49.0
12/15/2015 2:19:00 AM	7.0	51.0
12/15/2015 2:20:00 AM	6.4	52.1
12/15/2015 2:21:00 AM	6.4	47.5
12/15/2015 2:22:00 AM	5.6	43.8

12/15/2015 2:23:00 AM	6.6	47.5
12/15/2015 2:24:00 AM	6.3	51.6
12/15/2015 2:25:00 AM	6.1	45.6
12/15/2015 2:26:00 AM	6.3	48.0
12/15/2015 2:27:00 AM	6.6	48.2
12/15/2015 2:28:00 AM	6.0	50.6
12/15/2015 2:29:00 AM	5.9	44.5
12/15/2015 2:30:00 AM	6.5	49.7
12/15/2015 2:31:00 AM	6.1	47.5
12/15/2015 2:32:00 AM	6.2	44.3
12/15/2015 2:33:00 AM	6.4	48.8
12/15/2015 2:34:00 AM	5.5	44.0
12/15/2015 2:35:00 AM	6.5	46.7
12/15/2015 2:36:00 AM	5.2	48.6
12/15/2015 2:37:00 AM	6.1	43.0
12/15/2015 2:38:00 AM	6.2	47.2
12/15/2015 2:39:00 AM	5.8	46.8
12/15/2015 2:40:00 AM	5.5	42.0
12/15/2015 2:41:00 AM	5.9	43.4
12/15/2015 2:42:00 AM	5.4	46.8
12/15/2015 2:43:00 AM	5.6	41.7
12/15/2015 2:44:00 AM	5.7	44.2
12/15/2015 2:45:00 AM	5.4	44.4
12/15/2015 2:46:00 AM	6.0	46.0
12/15/2015 2:47:00 AM	5.1	43.8
12/15/2015 2:48:00 AM	5.3	42.3
12/15/2015 2:49:00 AM	6.1	46.5
12/15/2015 2:50:00 AM	5.4	45.5
12/15/2015 2:51:00 AM	5.9	45.7
12/15/2015 2:52:00 AM	5.1	44.7
12/15/2015 2:53:00 AM	5.9	44.3
12/15/2015 2:54:00 AM	5.6	45.3
12/15/2015 2:55:00 AM	5.9	44.4
12/15/2015 2:56:00 AM	5.7	44.9
12/15/2015 2:57:00 AM	6.2	47.8
12/15/2015 2:58:00 AM	5.6	44.5
12/15/2015 2:59:00 AM	5.7	43.4
12/15/2015 3:00:00 AM	5.3	44.6
12/15/2015 3:01:00 AM	6.3	43.4
12/15/2015 3:02:00 AM	6.0	49.7
12/15/2015 3:03:00 AM	4.6	44.2
12/15/2015 3:04:00 AM	5.5	39.6
12/15/2015 3:05:00 AM	5.4	44.9
12/15/2015 3:06:00 AM	5.4	41.1
12/15/2015 3:07:00 AM	6.1	43.2
12/15/2015 3:08:00 AM	6.0	48.2
12/15/2015 3:09:00 AM	5.9	45.9
12/15/2015 3:10:00 AM	6.3	45.6
12/15/2015 3:11:00 AM	6.1	47.8
12/15/2015 3:12:00 AM	6.0	46.6
12/15/2015 3:13:00 AM	5.7	44.3
12/15/2015 3:14:00 AM	6.0	46.7
12/15/2015 3:15:00 AM	5.7	45.0
12/15/2015 3:16:00 AM	5.5	46.2
12/15/2015 3:17:00 AM	4.8	40.9

12/15/2015 3:18:00 AM	5.6	43.0
12/15/2015 3:19:00 AM	6.1	45.9
12/15/2015 3:20:00 AM	5.5	46.2
12/15/2015 3:21:00 AM	6.2	43.8
12/15/2015 3:22:00 AM	5.8	46.3
12/15/2015 3:23:00 AM	6.4	45.2
12/15/2015 3:24:00 AM	5.8	49.4
12/15/2015 3:25:00 AM	5.7	44.5
12/15/2015 3:26:00 AM	5.6	43.6
12/15/2015 3:27:00 AM	5.8	45.2
12/15/2015 3:28:00 AM	6.2	48.2
12/15/2015 3:29:00 AM	6.3	45.8
12/15/2015 3:30:00 AM	5.5	45.4
12/15/2015 3:31:00 AM	6.2	42.0
12/15/2015 3:32:00 AM	6.1	48.9
12/15/2015 3:33:00 AM	5.5	46.0
12/15/2015 3:34:00 AM	6.5	44.9
12/15/2015 3:35:00 AM	6.1	49.6
12/15/2015 3:36:00 AM	6.1	45.6
12/15/2015 3:37:00 AM	6.0	45.9
12/15/2015 3:38:00 AM	5.9	45.4
12/15/2015 3:39:00 AM	5.5	45.0
12/15/2015 3:40:00 AM	5.8	42.5
12/15/2015 3:41:00 AM	6.2	47.7
12/15/2015 3:42:00 AM	5.8	45.8
12/15/2015 3:43:00 AM	5.4	44.7
12/15/2015 3:44:00 AM	5.4	42.4
12/15/2015 3:45:00 AM	5.4	42.0
12/15/2015 3:46:00 AM	5.2	44.0
12/15/2015 3:47:00 AM	4.8	39.9
12/15/2015 3:48:00 AM	4.8	39.3
12/15/2015 3:49:00 AM	5.1	40.7
12/15/2015 3:50:00 AM	5.0	41.4
12/15/2015 3:51:00 AM	5.3	41.8
12/15/2015 3:52:00 AM	4.6	40.8
12/15/2015 3:53:00 AM	4.9	36.7
12/15/2015 3:54:00 AM	6.2	45.4
12/15/2015 3:55:00 AM	4.8	45.8
12/15/2015 3:56:00 AM	4.9	40.4
12/15/2015 3:57:00 AM	5.3	43.2
12/15/2015 3:58:00 AM	5.0	40.8
12/15/2015 3:59:00 AM	5.0	42.8
12/15/2015 4:00:00 AM	4.7	38.8
12/15/2015 4:01:00 AM	4.8	38.9
12/15/2015 4:02:00 AM	4.9	38.8
12/15/2015 4:03:00 AM	5.4	42.1
12/15/2015 4:04:00 AM	5.2	42.7
12/15/2015 4:05:00 AM	5.5	43.6
12/15/2015 4:06:00 AM	5.4	42.1
12/15/2015 4:08:00 AM	6.1	46.6
12/15/2015 4:09:00 AM	6.5	46.9
12/15/2015 4:10:00 AM	6.4	50.3
12/15/2015 4:11:00 AM	5.3	44.9
12/15/2015 4:12:00 AM	5.2	41.1
12/15/2015 4:13:00 AM	5.9	47.0

12/15/2015 4:14:00 AM	5.2	46.0
12/15/2015 4:15:00 AM	5.8	39.5
12/15/2015 4:16:00 AM	6.2	48.8
12/15/2015 4:17:00 AM	6.2	48.8
12/15/2015 4:18:00 AM	6.5	49.2
12/15/2015 4:19:00 AM	6.1	48.8
12/15/2015 4:20:00 AM	5.5	45.8
12/15/2015 4:21:00 AM	6.0	42.7
12/15/2015 4:22:00 AM	6.5	48.8
12/15/2015 4:23:00 AM	6.7	51.7
12/15/2015 4:24:00 AM	5.5	47.7
12/15/2015 4:25:00 AM	5.0	42.1
12/15/2015 4:26:00 AM	5.3	42.1
12/15/2015 4:27:00 AM	4.9	43.0
12/15/2015 4:28:00 AM	4.8	39.6
12/15/2015 4:29:00 AM	5.8	43.6
12/15/2015 4:30:00 AM	5.9	44.5
12/15/2015 4:31:00 AM	5.6	44.5
12/15/2015 4:32:00 AM	5.6	45.5
12/15/2015 4:33:00 AM	5.6	44.7
12/15/2015 4:34:00 AM	6.2	42.8
12/15/2015 4:35:00 AM	6.1	46.5
12/15/2015 4:36:00 AM	5.9	47.5
12/15/2015 4:37:00 AM	5.6	47.0
12/15/2015 4:38:00 AM	6.2	41.9
12/15/2015 4:39:00 AM	5.6	48.0
12/15/2015 4:40:00 AM	6.2	46.6
12/15/2015 4:41:00 AM	6.2	46.7
12/15/2015 4:42:00 AM	5.9	46.7
12/15/2015 4:43:00 AM	6.2	45.2
12/15/2015 4:44:00 AM	5.8	48.9
12/15/2015 4:45:00 AM	5.7	44.2
12/15/2015 4:46:00 AM	5.4	43.6
12/15/2015 4:47:00 AM	5.5	44.0
12/15/2015 4:48:00 AM	5.9	46.2
12/15/2015 4:49:00 AM	5.1	44.4
12/15/2015 4:50:00 AM	5.8	44.3
12/15/2015 4:51:00 AM	5.8	44.9
12/15/2015 4:52:00 AM	6.4	48.2
12/15/2015 4:53:00 AM	6.4	46.9
12/15/2015 4:54:00 AM	6.1	51.4
12/15/2015 4:55:00 AM	5.6	42.8
12/15/2015 4:56:00 AM	5.7	46.5
12/15/2015 4:57:00 AM	6.6	48.2
12/15/2015 4:58:00 AM	6.4	51.0
12/15/2015 4:59:00 AM	6.1	46.9
12/17/2015 3:44:00 AM	4.6	36.0
12/17/2015 3:45:00 AM	4.5	35.9
12/17/2015 3:46:00 AM	4.6	37.0
12/17/2015 3:47:00 AM	4.9	38.0
12/17/2015 3:48:00 AM	4.9	38.3
12/17/2015 3:49:00 AM	4.6	37.0
12/17/2015 3:50:00 AM	4.4	35.3
12/17/2015 3:51:00 AM	4.1	35.3
12/17/2015 3:52:00 AM	4.4	35.4

12/17/2015 3:53:00 AM	4.3	35.4
12/17/2015 3:54:00 AM	4.2	34.9
12/17/2015 3:55:00 AM	4.4	35.2
12/17/2015 3:56:00 AM	4.4	35.3
12/17/2015 3:57:00 AM	4.3	35.2
12/17/2015 3:58:00 AM	4.2	34.6
12/17/2015 3:59:00 AM	4.2	34.6
12/17/2015 4:00:00 AM	4.2	33.7
12/17/2015 4:01:00 AM	4.2	34.5
12/17/2015 4:02:00 AM	4.1	34.5
12/17/2015 4:03:00 AM	3.9	33.8
12/17/2015 4:04:00 AM	4.1	33.5
12/18/2015 2:05:00 AM	4.1	35.0
12/18/2015 2:14:00 AM	3.8	34.2
12/18/2015 2:15:00 AM	3.5	34.9
12/18/2015 3:27:00 AM	3.8	34.3
12/18/2015 3:28:00 AM	3.8	34.7
12/18/2015 3:31:00 AM	3.5	34.0
12/18/2015 3:32:00 AM	3.8	34.9
12/18/2015 4:12:00 AM	3.6	33.3
12/18/2015 4:14:00 AM	3.8	34.8
12/18/2015 4:19:00 AM	3.6	33.4
12/19/2015 12:24:00 AM	5.9	45.5
12/19/2015 1:02:00 AM	5.0	41.2
12/19/2015 1:03:00 AM	4.5	37.9
12/19/2015 1:04:00 AM	5.2	40.5
12/19/2015 1:05:00 AM	4.8	41.0
12/19/2015 1:12:00 AM	6.5	47.4
12/19/2015 1:13:00 AM	6.0	49.7
12/19/2015 1:14:00 AM	6.6	48.0
12/19/2015 1:16:00 AM	5.6	48.2
12/19/2015 1:17:00 AM	5.9	44.1
12/19/2015 1:18:00 AM	5.9	48.0
12/19/2015 1:19:00 AM	5.5	45.0
12/19/2015 1:20:00 AM	5.7	44.7
12/19/2015 1:21:00 AM	6.4	49.3
12/19/2015 1:22:00 AM	7.4	54.0
12/19/2015 1:25:00 AM	6.2	49.3
12/19/2015 1:26:00 AM	6.8	49.6
12/19/2015 1:28:00 AM	5.7	46.2
12/19/2015 1:29:00 AM	6.1	46.9
12/19/2015 1:31:00 AM	6.7	47.9
12/19/2015 1:33:00 AM	5.4	44.2
12/19/2015 1:34:00 AM	6.2	49.2
12/19/2015 1:35:00 AM	6.3	50.8
12/19/2015 1:40:00 AM	7.1	50.4
12/19/2015 1:45:00 AM	5.7	48.5
12/19/2015 1:49:00 AM	6.1	49.3
12/19/2015 1:54:00 AM	6.1	50.3
12/19/2015 10:39:00 PM	4.7	40.8
12/19/2015 10:40:00 PM	4.8	40.9
12/19/2015 10:46:00 PM	4.2	37.4
12/19/2015 10:47:00 PM	4.0	38.7
12/19/2015 10:50:00 PM	4.4	38.0
12/19/2015 10:52:00 PM	4.3	37.2

12/19/2015 10:53:00 PM	4.0	36.3
12/19/2015 10:55:00 PM	4.1	36.4
12/19/2015 10:56:00 PM	4.0	37.7
12/19/2015 10:57:00 PM	3.9	35.2
12/19/2015 11:01:00 PM	4.5	37.2
12/19/2015 11:02:00 PM	3.9	37.3
12/19/2015 11:23:00 PM	4.0	35.0
12/19/2015 11:24:00 PM	4.0	36.9
12/19/2015 11:27:00 PM	4.1	36.7
12/19/2015 11:28:00 PM	3.5	35.1
12/19/2015 11:31:00 PM	3.6	37.3
12/19/2015 11:32:00 PM	3.7	36.0
12/19/2015 11:35:00 PM	3.8	34.8
12/19/2015 11:36:00 PM	4.2	36.6
12/19/2015 11:37:00 PM	4.5	36.9
12/19/2015 11:38:00 PM	4.5	38.7
12/19/2015 11:39:00 PM	4.2	37.9
12/19/2015 11:40:00 PM	4.8	38.1
12/19/2015 11:53:00 PM	4.1	36.2
12/19/2015 11:54:00 PM	4.2	36.9
12/19/2015 11:55:00 PM	4.0	35.4
12/19/2015 11:56:00 PM	4.1	36.5
12/19/2015 11:57:00 PM	4.0	35.6
12/19/2015 11:58:00 PM	4.2	36.4
12/19/2015 11:59:00 PM	4.2	36.9
12/20/2015 12:00:00 AM	4.1	39.0
12/20/2015 12:01:00 AM	3.8	36.4
12/20/2015 12:02:00 AM	4.0	35.7
12/20/2015 12:03:00 AM	3.8	35.2
12/20/2015 12:04:00 AM	4.0	35.4
12/20/2015 12:05:00 AM	3.6	34.7
12/20/2015 12:08:00 AM	3.7	34.7
12/20/2015 12:12:00 AM	3.5	33.7
12/20/2015 12:16:00 AM	3.6	33.8
12/20/2015 12:17:00 AM	3.6	33.3
12/20/2015 12:19:00 AM	3.7	34.4
12/20/2015 12:22:00 AM	3.6	33.7
12/20/2015 12:24:00 AM	3.7	33.6
12/20/2015 12:25:00 AM	3.5	34.4
12/20/2015 12:26:00 AM	3.7	34.5
12/20/2015 12:28:00 AM	3.6	33.3
12/20/2015 12:29:00 AM	4.0	35.5
12/20/2015 12:30:00 AM	3.8	35.5
12/20/2015 12:31:00 AM	3.9	35.3
12/20/2015 12:32:00 AM	3.6	35.1
12/20/2015 12:33:00 AM	3.9	34.8
12/20/2015 12:34:00 AM	3.8	34.8
12/20/2015 12:35:00 AM	3.7	34.5
12/20/2015 12:36:00 AM	4.0	35.4
12/20/2015 12:37:00 AM	3.8	35.3
12/20/2015 12:38:00 AM	3.8	35.0
12/20/2015 12:39:00 AM	3.7	34.9
12/20/2015 12:40:00 AM	3.8	35.0
12/20/2015 12:41:00 AM	3.5	34.5
12/20/2015 12:42:00 AM	3.6	35.1

12/20/2015 12:43:00 AM	3.5	36.8
12/20/2015 12:44:00 AM	3.5	34.3
12/20/2015 12:45:00 AM	3.6	34.0
12/20/2015 12:46:00 AM	3.6	34.0
12/20/2015 12:47:00 AM	3.8	34.3
12/20/2015 12:50:00 AM	3.6	33.9
12/20/2015 1:12:00 AM	3.5	37.5
12/20/2015 1:57:00 AM	3.5	33.5
12/20/2015 1:58:00 AM	3.6	33.4
12/20/2015 1:59:00 AM	3.5	33.8
12/20/2015 2:29:00 AM	3.8	36.1
12/20/2015 2:30:00 AM	3.7	36.1
12/20/2015 2:31:00 AM	3.6	34.7
12/20/2015 2:47:00 AM	3.7	34.2
12/21/2015 10:01:00 PM	7.0	53.7
12/21/2015 10:05:00 PM	6.9	51.8
12/21/2015 11:27:00 PM	5.5	45.4
12/21/2015 11:28:00 PM	5.9	47.1
12/21/2015 11:29:00 PM	6.3	49.3
12/21/2015 11:30:00 PM	5.9	46.6
12/21/2015 11:31:00 PM	5.5	44.1
12/21/2015 11:32:00 PM	5.3	44.3
12/21/2015 11:33:00 PM	6.1	49.0
12/21/2015 11:34:00 PM	6.1	49.4
12/21/2015 11:35:00 PM	5.4	46.2
12/21/2015 11:36:00 PM	5.3	44.3
12/21/2015 11:37:00 PM	5.4	44.6
12/21/2015 11:38:00 PM	5.3	45.9
12/21/2015 11:39:00 PM	5.4	43.8
12/21/2015 11:40:00 PM	5.5	45.5
12/21/2015 11:41:00 PM	5.0	43.3
12/21/2015 11:42:00 PM	5.7	45.3
12/21/2015 11:43:00 PM	5.6	45.7
12/21/2015 11:44:00 PM	5.1	43.5
12/21/2015 11:45:00 PM	6.0	49.3
12/21/2015 11:46:00 PM	5.9	46.8
12/21/2015 11:47:00 PM	5.2	44.1
12/21/2015 11:48:00 PM	5.9	46.9
12/21/2015 11:51:00 PM	4.8	42.7
12/21/2015 11:53:00 PM	6.1	49.6
12/21/2015 11:56:00 PM	6.0	47.9
12/21/2015 11:57:00 PM	6.3	49.1
12/21/2015 11:58:00 PM	5.4	44.1
12/22/2015 12:01:00 AM	5.2	43.7
12/22/2015 12:02:00 AM	5.5	45.3
12/22/2015 12:03:00 AM	5.2	42.7
12/22/2015 12:04:00 AM	5.1	43.8
12/22/2015 12:05:00 AM	5.9	46.5
12/22/2015 12:06:00 AM	6.0	48.7
12/22/2015 12:08:00 AM	5.0	44.3
12/22/2015 12:09:00 AM	6.1	49.6
12/22/2015 12:11:00 AM	5.7	46.8
12/22/2015 12:12:00 AM	5.9	46.0
12/22/2015 12:13:00 AM	5.5	45.8
12/22/2015 12:14:00 AM	5.8	46.8

12/22/2015 12:15:00 AM	5.1	43.7
12/22/2015 12:16:00 AM	4.9	43.3
12/22/2015 12:17:00 AM	5.4	44.7
12/22/2015 12:18:00 AM	5.1	42.6
12/22/2015 12:19:00 AM	5.3	44.1
12/22/2015 12:20:00 AM	4.9	43.5
12/22/2015 12:21:00 AM	6.0	47.0
12/22/2015 12:22:00 AM	6.0	47.1
12/22/2015 12:23:00 AM	5.7	46.7
12/22/2015 12:25:00 AM	5.9	48.3
12/22/2015 12:26:00 AM	6.5	49.0
12/22/2015 12:27:00 AM	6.3	47.5
12/22/2015 12:28:00 AM	6.6	50.4
12/22/2015 12:29:00 AM	5.4	45.3
12/22/2015 12:31:00 AM	6.2	48.7
12/22/2015 12:32:00 AM	7.2	52.2
12/22/2015 12:33:00 AM	6.5	50.2
12/22/2015 12:34:00 AM	5.6	45.4
12/22/2015 12:35:00 AM	6.0	48.5
12/22/2015 12:36:00 AM	5.8	45.7
12/22/2015 12:37:00 AM	6.4	49.8
12/22/2015 12:38:00 AM	6.3	49.0
12/22/2015 2:54:00 AM	4.3	39.5
12/25/2015 10:00:00 PM	3.6	37.4
12/25/2015 10:11:00 PM	3.5	35.4
12/25/2015 10:13:00 PM	3.5	36.4
12/25/2015 11:48:00 PM	3.7	32.8
12/25/2015 11:49:00 PM	3.9	34.0
12/26/2015 12:00:00 AM	3.5	34.6
12/26/2015 12:01:00 AM	3.6	38.2
12/26/2015 12:02:00 AM	4.1	39.6
12/26/2015 12:03:00 AM	4.0	37.1
12/26/2015 12:04:00 AM	4.0	36.5
12/26/2015 12:05:00 AM	4.2	39.2
12/26/2015 12:06:00 AM	4.1	37.9
12/26/2015 12:07:00 AM	3.9	37.5
12/26/2015 12:08:00 AM	4.1	37.3
12/26/2015 12:09:00 AM	4.0	37.8
12/26/2015 12:10:00 AM	3.8	36.6
12/26/2015 12:11:00 AM	3.6	34.6
12/26/2015 12:12:00 AM	3.6	33.6
12/26/2015 12:14:00 AM	3.6	32.9
12/26/2015 12:19:00 AM	3.6	38.1
12/26/2015 12:20:00 AM	3.8	38.2
12/26/2015 12:21:00 AM	3.7	38.0
12/26/2015 12:22:00 AM	3.8	38.2
12/26/2015 12:24:00 AM	3.7	38.6
12/26/2015 12:25:00 AM	3.9	38.5
12/26/2015 12:26:00 AM	3.9	38.9
12/26/2015 12:27:00 AM	3.9	39.6
12/26/2015 12:40:00 AM	3.6	33.5
12/26/2015 12:43:00 AM	3.5	34.2
12/26/2015 12:44:00 AM	3.9	34.4
12/26/2015 12:45:00 AM	3.7	33.8
12/26/2015 12:47:00 AM	3.6	34.3

12/26/2015 12:48:00 AM	3.8	34.5
12/26/2015 12:49:00 AM	3.7	34.0
12/26/2015 12:50:00 AM	3.7	33.0
12/26/2015 12:51:00 AM	3.6	34.1
12/26/2015 12:52:00 AM	3.7	33.8
12/26/2015 12:54:00 AM	3.8	32.6
12/26/2015 12:55:00 AM	3.7	33.3
12/26/2015 12:57:00 AM	3.6	33.7
12/26/2015 12:58:00 AM	3.6	33.6
12/26/2015 12:59:00 AM	3.5	32.8
12/26/2015 1:01:00 AM	4.0	35.3
12/26/2015 1:02:00 AM	3.5	32.4
12/26/2015 1:20:00 AM	3.6	35.2
12/26/2015 1:24:00 AM	3.6	34.9
12/26/2015 1:25:00 AM	3.6	34.7
12/26/2015 1:26:00 AM	3.8	34.7
12/26/2015 1:27:00 AM	3.7	34.7
12/26/2015 1:28:00 AM	3.9	34.6
12/26/2015 1:29:00 AM	3.6	34.5
12/26/2015 1:38:00 AM	3.7	34.1
12/26/2015 1:39:00 AM	3.7	34.4
12/26/2015 1:40:00 AM	3.8	34.6
12/26/2015 1:41:00 AM	4.0	35.3
12/26/2015 1:42:00 AM	3.9	35.0
12/26/2015 1:43:00 AM	3.7	34.7
12/26/2015 1:44:00 AM	3.5	34.7
12/26/2015 2:00:00 AM	3.5	33.1
12/26/2015 2:01:00 AM	3.7	32.4
12/26/2015 2:02:00 AM	3.6	32.3
12/26/2015 2:03:00 AM	3.7	32.6
12/26/2015 2:07:00 AM	3.5	32.3
12/26/2015 2:08:00 AM	3.7	32.7
12/26/2015 2:09:00 AM	3.8	33.5
12/26/2015 2:10:00 AM	3.8	33.6
12/26/2015 2:21:00 AM	3.8	38.9
12/26/2015 2:22:00 AM	3.9	38.7
12/26/2015 2:23:00 AM	3.9	38.3
12/26/2015 2:25:00 AM	3.6	37.8
12/26/2015 2:26:00 AM	3.8	38.3
12/26/2015 2:27:00 AM	3.7	38.0
12/26/2015 2:28:00 AM	3.5	37.3
12/26/2015 2:30:00 AM	4.3	37.5
12/26/2015 2:31:00 AM	4.2	38.8
12/26/2015 2:32:00 AM	4.6	39.5
12/26/2015 2:33:00 AM	4.5	39.4
12/26/2015 2:34:00 AM	4.0	37.9
12/26/2015 2:35:00 AM	4.6	39.0
12/26/2015 2:36:00 AM	4.0	37.8
12/26/2015 2:37:00 AM	3.7	37.4
12/26/2015 2:38:00 AM	3.8	37.4
12/26/2015 2:39:00 AM	3.8	37.8
12/26/2015 2:40:00 AM	3.7	37.2
12/26/2015 2:41:00 AM	3.8	37.8
12/26/2015 2:42:00 AM	4.3	39.7
12/26/2015 2:43:00 AM	4.8	41.4

12/26/2015 2:44:00 AM	4.3	38.8
12/26/2015 2:45:00 AM	4.9	42.5
12/26/2015 2:46:00 AM	4.6	40.7
12/26/2015 2:47:00 AM	4.6	40.7
12/26/2015 2:48:00 AM	4.6	40.3
12/26/2015 2:49:00 AM	4.4	39.7
12/26/2015 2:50:00 AM	4.5	40.3
12/26/2015 2:51:00 AM	4.6	39.5
12/26/2015 2:52:00 AM	4.3	39.5
12/26/2015 2:53:00 AM	4.8	40.8
12/26/2015 2:54:00 AM	4.3	39.3
12/26/2015 2:55:00 AM	4.2	38.8
12/26/2015 2:56:00 AM	4.3	38.8
12/26/2015 2:57:00 AM	4.4	38.9
12/26/2015 2:58:00 AM	4.9	40.3
12/26/2015 2:59:00 AM	4.3	37.3
12/26/2015 3:00:00 AM	4.4	38.5
12/26/2015 3:01:00 AM	4.3	37.1
12/26/2015 3:02:00 AM	4.3	35.7
12/26/2015 3:03:00 AM	4.0	33.6
12/26/2015 3:04:00 AM	3.6	32.2
12/26/2015 3:05:00 AM	3.6	33.3
12/26/2015 3:06:00 AM	4.1	35.3
12/26/2015 3:07:00 AM	3.8	33.2
12/26/2015 3:08:00 AM	3.7	32.6
12/26/2015 3:09:00 AM	3.6	32.4
12/26/2015 3:10:00 AM	3.7	33.3
12/26/2015 3:11:00 AM	3.8	33.0
12/26/2015 3:12:00 AM	3.9	33.1
12/26/2015 3:13:00 AM	3.8	33.0
12/26/2015 3:14:00 AM	3.7	33.2
12/26/2015 3:15:00 AM	3.7	32.7
12/26/2015 3:16:00 AM	3.7	32.6
12/26/2015 3:17:00 AM	3.6	32.5
12/26/2015 3:18:00 AM	3.8	33.3
12/26/2015 3:19:00 AM	3.7	32.9
12/26/2015 3:22:00 AM	3.6	32.3
12/26/2015 3:23:00 AM	3.7	32.9
12/26/2015 3:26:00 AM	3.6	35.5
12/26/2015 3:28:00 AM	3.8	37.2
12/26/2015 3:29:00 AM	3.7	36.9
12/26/2015 3:30:00 AM	3.9	38.5
12/26/2015 3:31:00 AM	3.5	37.1
12/26/2015 3:32:00 AM	3.8	37.9
12/26/2015 3:33:00 AM	3.5	37.1
12/26/2015 3:36:00 AM	3.8	36.8
12/26/2015 3:40:00 AM	3.7	38.0
12/26/2015 3:42:00 AM	3.6	36.8
12/26/2015 3:43:00 AM	3.5	37.1
12/26/2015 3:45:00 AM	3.7	37.6
12/26/2015 4:49:00 AM	3.6	36.8
12/26/2015 4:51:00 AM	4.1	37.6
12/26/2015 4:52:00 AM	4.3	38.5
12/26/2015 4:53:00 AM	4.3	38.9
12/26/2015 4:54:00 AM	4.7	40.3

12/26/2015 4:55:00 AM	4.4	40.0
12/26/2015 4:56:00 AM	4.2	38.9
12/26/2015 4:57:00 AM	4.6	41.6
12/26/2015 4:58:00 AM	4.4	39.3
12/26/2015 4:59:00 AM	4.4	39.7
12/26/2015 11:10:00 PM	3.6	38.0
12/26/2015 11:11:00 PM	3.5	39.0
12/26/2015 11:12:00 PM	3.9	38.5
12/26/2015 11:15:00 PM	3.7	38.2
12/26/2015 11:16:00 PM	3.8	39.0
12/26/2015 11:17:00 PM	3.6	38.0
12/26/2015 11:18:00 PM	3.6	37.7
12/26/2015 11:26:00 PM	3.8	38.2
12/28/2015 12:02:00 AM	6.4	51.9
12/28/2015 12:21:00 AM	6.9	52.0
12/28/2015 12:22:00 AM	6.8	53.0
12/28/2015 12:23:00 AM	6.5	52.0
12/28/2015 12:33:00 AM	5.7	49.3
12/28/2015 1:11:00 AM	5.6	46.9
12/28/2015 1:16:00 AM	6.3	49.9
12/28/2015 1:17:00 AM	5.8	48.0
12/28/2015 1:19:00 AM	6.1	51.1
12/28/2015 1:20:00 AM	5.8	45.1
12/28/2015 1:23:00 AM	5.9	45.3
12/28/2015 1:24:00 AM	5.8	51.0
12/28/2015 1:25:00 AM	5.8	47.0
12/28/2015 1:26:00 AM	4.8	43.2
12/28/2015 1:35:00 AM	4.7	44.6
12/28/2015 1:36:00 AM	5.3	48.3
12/28/2015 1:37:00 AM	5.6	50.5
12/28/2015 1:39:00 AM	5.2	47.3
12/28/2015 1:42:00 AM	5.3	45.8
12/28/2015 1:44:00 AM	5.5	48.2
12/28/2015 1:45:00 AM	5.6	47.0
12/28/2015 1:48:00 AM	4.2	37.9
12/28/2015 1:49:00 AM	3.9	39.1
12/28/2015 1:51:00 AM	5.4	46.0
12/28/2015 1:52:00 AM	5.1	43.0
12/28/2015 1:54:00 AM	4.4	40.4
12/28/2015 1:55:00 AM	4.9	44.9
12/28/2015 1:58:00 AM	4.4	40.4
12/28/2015 2:00:00 AM	4.5	39.0
12/28/2015 2:02:00 AM	4.5	46.1
12/28/2015 2:05:00 AM	5.4	45.8
12/28/2015 2:10:00 AM	7.3	53.4
12/28/2015 2:11:00 AM	6.3	48.3
12/28/2015 2:14:00 AM	5.6	50.4
12/28/2015 2:15:00 AM	6.7	53.7
12/28/2015 2:17:00 AM	6.4	50.5
12/28/2015 2:18:00 AM	6.5	49.8
12/28/2015 2:19:00 AM	4.9	44.1
12/28/2015 2:20:00 AM	5.3	46.7
12/28/2015 2:21:00 AM	5.2	42.6
12/28/2015 2:22:00 AM	5.3	48.2
12/28/2015 2:23:00 AM	5.9	47.4

12/28/2015 2:24:00 AM	4.8	41.4
12/28/2015 2:31:00 AM	5.9	48.1
12/28/2015 2:33:00 AM	6.1	52.1
12/28/2015 2:38:00 AM	5.7	47.5
12/28/2015 2:40:00 AM	5.1	44.8
12/28/2015 2:41:00 AM	5.1	45.3
12/28/2015 2:42:00 AM	4.6	42.4
12/28/2015 2:43:00 AM	5.0	45.1
12/28/2015 2:44:00 AM	4.6	40.7
12/28/2015 2:46:00 AM	4.9	47.3
12/28/2015 2:47:00 AM	5.6	45.1
12/28/2015 2:50:00 AM	4.5	40.8
12/28/2015 3:00:00 AM	4.0	39.5
12/28/2015 3:03:00 AM	4.5	44.0
12/28/2015 3:04:00 AM	5.5	46.9
12/28/2015 3:10:00 AM	6.8	50.8
12/28/2015 3:11:00 AM	6.3	52.6
12/28/2015 3:15:00 AM	6.7	50.8
12/28/2015 3:16:00 AM	6.9	54.8
12/28/2015 3:17:00 AM	7.2	53.9
12/28/2015 3:18:00 AM	6.4	51.6
12/28/2015 3:19:00 AM	6.7	54.6
12/28/2015 3:20:00 AM	6.8	50.7
12/28/2015 3:21:00 AM	6.0	51.7
12/28/2015 3:22:00 AM	7.2	54.7
12/28/2015 3:27:00 AM	5.9	48.2
12/28/2015 3:28:00 AM	6.5	50.8
12/28/2015 3:29:00 AM	5.6	47.8
12/28/2015 3:30:00 AM	6.5	52.8
12/28/2015 3:31:00 AM	7.1	54.7
12/28/2015 3:32:00 AM	4.9	46.3
12/28/2015 3:33:00 AM	7.0	54.4
12/28/2015 3:34:00 AM	7.1	54.3
12/28/2015 3:36:00 AM	6.7	52.5
12/28/2015 3:37:00 AM	6.4	49.6
12/28/2015 3:38:00 AM	5.4	50.3
12/28/2015 3:39:00 AM	6.3	51.6
12/28/2015 3:40:00 AM	6.6	52.4
12/28/2015 3:41:00 AM	7.2	53.3
12/28/2015 3:43:00 AM	6.0	49.0
12/28/2015 3:45:00 AM	7.0	55.0
12/28/2015 3:46:00 AM	6.8	50.9
12/28/2015 3:47:00 AM	6.1	49.3
12/28/2015 3:48:00 AM	6.5	54.9
12/28/2015 3:51:00 AM	6.2	50.9
12/28/2015 3:52:00 AM	6.6	52.7
12/28/2015 3:53:00 AM	6.6	53.0
12/28/2015 3:54:00 AM	6.4	50.5
12/28/2015 3:55:00 AM	6.7	51.3
12/28/2015 3:59:00 AM	6.6	51.9
12/28/2015 4:00:00 AM	6.6	51.9
12/28/2015 4:01:00 AM	6.0	51.8
12/28/2015 4:02:00 AM	6.7	53.4
12/28/2015 4:03:00 AM	6.9	54.1
12/28/2015 4:04:00 AM	6.3	51.1

12/28/2015 4:05:00 AM	6.6	53.0
12/28/2015 4:06:00 AM	6.5	51.6
12/28/2015 4:07:00 AM	6.8	51.3
12/28/2015 4:09:00 AM	6.1	49.3
12/28/2015 4:10:00 AM	6.6	52.4
12/28/2015 4:11:00 AM	6.7	54.0
12/28/2015 4:12:00 AM	5.6	45.7
12/28/2015 4:13:00 AM	6.0	49.0
12/28/2015 4:14:00 AM	5.0	44.6
12/28/2015 4:15:00 AM	5.0	48.9
12/28/2015 4:16:00 AM	5.5	46.1
12/28/2015 4:17:00 AM	6.1	50.6
12/28/2015 4:20:00 AM	6.7	53.9
12/28/2015 4:21:00 AM	7.1	54.3
12/28/2015 4:22:00 AM	6.6	51.3
12/28/2015 4:24:00 AM	5.9	49.6
12/28/2015 4:25:00 AM	5.8	47.8
12/28/2015 4:26:00 AM	5.0	43.7
12/28/2015 4:27:00 AM	4.7	46.4
12/28/2015 4:28:00 AM	4.4	43.1
12/28/2015 4:29:00 AM	4.8	44.2
12/28/2015 4:30:00 AM	5.0	43.8
12/28/2015 4:31:00 AM	4.6	47.9
12/28/2015 4:32:00 AM	6.5	51.5
12/28/2015 4:33:00 AM	6.2	52.3
12/28/2015 4:34:00 AM	6.4	47.5
12/28/2015 4:35:00 AM	4.9	44.6
12/28/2015 4:36:00 AM	5.5	47.3
12/28/2015 4:37:00 AM	5.9	52.0
12/28/2015 4:38:00 AM	6.2	50.5
12/28/2015 4:39:00 AM	5.7	46.5
12/28/2015 4:40:00 AM	5.1	45.9
12/28/2015 4:41:00 AM	4.7	42.8
12/28/2015 4:42:00 AM	4.5	40.7
12/28/2015 4:43:00 AM	4.3	43.4
12/28/2015 4:44:00 AM	5.3	46.8
12/28/2015 4:45:00 AM	5.2	43.0
12/28/2015 4:46:00 AM	5.1	47.9
12/28/2015 4:47:00 AM	5.7	46.1
12/28/2015 4:48:00 AM	5.3	46.0
12/28/2015 4:49:00 AM	5.5	46.9
12/28/2015 4:50:00 AM	5.4	48.4
12/28/2015 4:51:00 AM	6.0	50.5
12/28/2015 4:52:00 AM	5.6	51.8
12/28/2015 4:53:00 AM	5.9	47.1
12/28/2015 4:54:00 AM	5.6	47.4
12/28/2015 4:55:00 AM	6.2	48.6
12/28/2015 4:56:00 AM	5.5	47.9
12/28/2015 4:57:00 AM	5.9	47.3
12/28/2015 4:58:00 AM	5.2	47.2
12/28/2015 4:59:00 AM	5.1	44.4
01/01/2016 10:12:00 PM	3.8	34.5
01/01/2016 10:13:00 PM	4.4	39.2
01/01/2016 10:14:00 PM	3.9	36.1
01/01/2016 10:16:00 PM	3.9	36.6

01/01/2016 10:17:00 PM	4.0	36.2
01/01/2016 10:18:00 PM	4.4	38.5
01/01/2016 10:19:00 PM	4.1	37.8
01/01/2016 10:20:00 PM	3.6	36.5
01/01/2016 10:21:00 PM	3.7	35.6
01/01/2016 10:22:00 PM	3.7	35.6
01/01/2016 10:23:00 PM	4.2	36.1
01/01/2016 10:24:00 PM	4.3	38.4
01/01/2016 10:25:00 PM	3.9	38.4
01/01/2016 10:26:00 PM	4.2	38.5
01/01/2016 10:27:00 PM	4.2	39.5
01/01/2016 10:28:00 PM	4.2	37.9
01/01/2016 10:29:00 PM	4.5	39.1
01/01/2016 10:30:00 PM	3.6	37.1
01/01/2016 10:33:00 PM	3.7	45.9
01/01/2016 10:34:00 PM	4.2	37.8
01/01/2016 10:35:00 PM	3.8	36.7
01/01/2016 10:38:00 PM	3.6	36.0
01/01/2016 10:39:00 PM	4.1	35.5
01/01/2016 10:40:00 PM	3.8	37.2
01/01/2016 10:41:00 PM	3.7	36.2
01/01/2016 10:42:00 PM	3.9	35.2
01/01/2016 10:43:00 PM	4.2	36.5
01/01/2016 10:44:00 PM	4.2	38.3
01/01/2016 10:45:00 PM	4.2	37.9
01/01/2016 10:46:00 PM	4.4	38.5
01/01/2016 10:47:00 PM	4.1	37.6
01/01/2016 10:49:00 PM	4.3	37.8
01/01/2016 10:50:00 PM	4.0	36.5
01/01/2016 10:52:00 PM	4.4	35.6
01/01/2016 10:53:00 PM	5.4	41.0
01/01/2016 10:54:00 PM	4.5	41.1
01/01/2016 10:55:00 PM	4.5	38.5
01/01/2016 10:57:00 PM	4.0	34.9
01/01/2016 10:58:00 PM	3.6	34.9
01/01/2016 10:59:00 PM	4.4	38.8
01/01/2016 11:00:00 PM	5.1	41.6
01/01/2016 11:01:00 PM	5.4	44.5
01/01/2016 11:02:00 PM	5.3	43.6
01/01/2016 11:03:00 PM	4.2	41.1
01/01/2016 11:04:00 PM	4.9	40.7
01/01/2016 11:05:00 PM	5.1	41.8
01/01/2016 11:06:00 PM	5.5	45.7
01/01/2016 11:07:00 PM	5.1	43.8
01/01/2016 11:18:00 PM	4.7	42.2
01/01/2016 11:19:00 PM	4.9	42.3
01/01/2016 11:22:00 PM	5.0	42.3
01/01/2016 11:23:00 PM	5.2	43.1
01/01/2016 11:24:00 PM	5.0	43.2
01/01/2016 11:33:00 PM	4.7	42.2
01/01/2016 11:34:00 PM	4.2	39.2
01/01/2016 11:48:00 PM	4.1	37.4
01/01/2016 11:58:00 PM	5.0	42.0
01/02/2016 12:00:00 AM	5.6	47.6
01/02/2016 12:06:00 AM	6.0	44.8

01/02/2016 1:15:00 AM	5.4	41.8
01/02/2016 1:38:00 AM	5.0	40.2
01/02/2016 1:39:00 AM	5.1	43.5
01/02/2016 1:40:00 AM	5.2	42.0
01/02/2016 1:41:00 AM	4.6	41.3
01/02/2016 1:42:00 AM	4.9	41.9
01/02/2016 1:43:00 AM	5.3	42.8
01/02/2016 1:44:00 AM	4.6	41.2
01/02/2016 1:46:00 AM	5.1	41.2
01/02/2016 1:47:00 AM	5.3	44.8
01/02/2016 1:48:00 AM	4.7	41.1
01/02/2016 1:49:00 AM	5.3	43.9
01/02/2016 1:51:00 AM	5.2	44.7
01/02/2016 1:52:00 AM	4.8	42.9
01/02/2016 1:53:00 AM	6.7	48.0
01/02/2016 1:54:00 AM	5.5	50.8
01/02/2016 1:55:00 AM	5.3	45.8
01/02/2016 1:56:00 AM	4.8	40.9
01/02/2016 1:57:00 AM	5.1	40.8
01/02/2016 1:58:00 AM	5.4	43.7
01/02/2016 1:59:00 AM	4.4	41.7
01/02/2016 2:00:00 AM	5.9	46.1
01/02/2016 2:01:00 AM	4.9	43.2
01/02/2016 2:02:00 AM	6.2	47.5
01/02/2016 2:03:00 AM	5.1	45.6
01/02/2016 2:04:00 AM	4.6	41.1
01/02/2016 2:05:00 AM	5.4	43.3
01/02/2016 2:06:00 AM	5.0	41.2
01/02/2016 2:07:00 AM	4.7	40.9
01/02/2016 2:08:00 AM	4.8	42.2
01/02/2016 2:09:00 AM	4.8	39.0
01/02/2016 2:10:00 AM	5.1	43.2
01/02/2016 2:11:00 AM	5.2	45.2
01/02/2016 2:12:00 AM	4.3	40.5
01/02/2016 2:13:00 AM	4.8	39.9
01/02/2016 2:14:00 AM	5.6	42.7
01/02/2016 2:15:00 AM	5.3	44.4
01/02/2016 2:16:00 AM	5.2	45.8
01/02/2016 2:17:00 AM	5.6	44.3
01/02/2016 2:18:00 AM	5.4	44.3
01/02/2016 2:19:00 AM	4.8	43.1
01/02/2016 2:20:00 AM	4.9	40.8
01/02/2016 2:21:00 AM	5.1	42.3
01/02/2016 2:22:00 AM	5.0	41.7
01/02/2016 2:23:00 AM	5.1	45.5
01/02/2016 2:24:00 AM	4.9	42.2
01/02/2016 2:25:00 AM	4.4	43.4
01/02/2016 2:26:00 AM	4.5	39.6
01/02/2016 2:27:00 AM	4.4	39.0
01/02/2016 2:28:00 AM	3.9	36.9
01/02/2016 2:29:00 AM	4.1	38.1
01/02/2016 2:30:00 AM	4.1	36.3
01/02/2016 2:31:00 AM	4.4	41.6
01/02/2016 2:32:00 AM	4.0	36.5
01/02/2016 2:33:00 AM	4.2	37.0

01/02/2016 2:34:00 AM	3.9	35.6
01/02/2016 2:35:00 AM	4.2	36.6
01/02/2016 2:36:00 AM	3.9	36.6
01/02/2016 2:37:00 AM	4.2	36.0
01/02/2016 2:38:00 AM	3.8	35.5
01/02/2016 2:39:00 AM	4.1	36.7
01/02/2016 2:40:00 AM	4.0	36.5
01/02/2016 2:41:00 AM	4.1	38.1
01/02/2016 2:42:00 AM	3.8	35.4
01/02/2016 2:43:00 AM	4.8	38.2
01/02/2016 2:44:00 AM	4.4	39.0
01/02/2016 2:45:00 AM	4.3	36.8
01/02/2016 2:46:00 AM	3.7	37.1
01/02/2016 2:47:00 AM	4.5	38.2
01/02/2016 2:48:00 AM	4.3	38.4
01/02/2016 2:49:00 AM	4.5	38.8
01/02/2016 2:50:00 AM	4.2	38.7
01/02/2016 2:51:00 AM	4.3	38.3
01/02/2016 2:52:00 AM	4.3	38.5
01/02/2016 2:53:00 AM	4.1	38.0
01/02/2016 2:54:00 AM	4.1	37.5
01/02/2016 2:55:00 AM	4.4	38.1
01/02/2016 2:56:00 AM	4.3	39.0
01/02/2016 2:57:00 AM	4.3	38.2
01/02/2016 2:58:00 AM	4.2	37.7
01/02/2016 2:59:00 AM	5.1	41.3
01/02/2016 3:00:00 AM	4.8	43.9
01/02/2016 3:01:00 AM	4.9	40.7
01/02/2016 3:02:00 AM	4.9	40.9
01/02/2016 3:03:00 AM	4.3	43.1
01/02/2016 3:04:00 AM	4.4	37.4
01/02/2016 3:05:00 AM	4.2	39.2
01/02/2016 3:06:00 AM	4.4	39.2
01/02/2016 3:07:00 AM	4.3	38.8
01/02/2016 3:08:00 AM	4.6	39.4
01/02/2016 3:09:00 AM	4.0	38.6
01/02/2016 3:10:00 AM	4.5	38.5
01/02/2016 3:11:00 AM	4.2	39.4
01/02/2016 3:12:00 AM	3.9	37.0
01/02/2016 3:13:00 AM	4.8	39.0
01/02/2016 3:14:00 AM	4.2	40.4
01/02/2016 3:15:00 AM	4.6	39.5
01/02/2016 3:16:00 AM	4.2	39.8
01/02/2016 3:17:00 AM	4.5	40.5
01/02/2016 3:18:00 AM	4.8	39.2
01/02/2016 3:19:00 AM	5.5	44.2
01/02/2016 3:20:00 AM	5.0	45.7
01/02/2016 3:21:00 AM	5.0	41.3
01/02/2016 3:22:00 AM	4.7	39.1
01/02/2016 3:23:00 AM	5.2	44.0
01/02/2016 3:24:00 AM	4.8	41.2
01/02/2016 3:25:00 AM	4.7	43.3
01/02/2016 3:26:00 AM	5.5	44.3
01/02/2016 3:27:00 AM	4.6	43.3
01/02/2016 3:28:00 AM	5.2	42.9

01/02/2016 3:29:00 AM	4.6	43.1
01/02/2016 3:30:00 AM	6.0	45.5
01/02/2016 3:31:00 AM	5.2	44.5
01/02/2016 3:32:00 AM	4.5	42.8
01/02/2016 3:33:00 AM	4.7	38.4
01/02/2016 3:34:00 AM	5.5	43.2
01/02/2016 3:35:00 AM	5.5	46.0
01/02/2016 3:36:00 AM	5.0	45.1
01/02/2016 3:37:00 AM	4.6	42.6
01/02/2016 3:38:00 AM	4.5	39.7
01/02/2016 3:39:00 AM	5.2	40.6
01/02/2016 3:40:00 AM	5.2	44.3
01/02/2016 3:41:00 AM	4.8	40.8
01/02/2016 3:42:00 AM	5.1	43.2
01/02/2016 3:43:00 AM	4.5	41.4
01/02/2016 3:44:00 AM	5.5	45.0
01/02/2016 3:45:00 AM	4.9	44.3
01/02/2016 3:46:00 AM	5.7	45.8
01/02/2016 3:47:00 AM	5.7	49.0
01/02/2016 3:48:00 AM	4.9	43.1
01/02/2016 3:49:00 AM	5.5	44.6
01/02/2016 3:50:00 AM	4.8	42.0
01/02/2016 3:51:00 AM	4.8	40.7
01/02/2016 3:52:00 AM	5.7	46.9
01/02/2016 3:53:00 AM	5.8	47.5
01/02/2016 3:54:00 AM	5.4	44.8
01/02/2016 3:55:00 AM	4.8	43.4
01/02/2016 3:56:00 AM	5.2	44.2
01/02/2016 3:57:00 AM	6.1	47.2
01/02/2016 3:58:00 AM	5.9	49.5
01/02/2016 3:59:00 AM	6.0	48.8
01/02/2016 4:00:00 AM	5.3	45.8
01/02/2016 4:01:00 AM	5.5	44.9
01/02/2016 4:02:00 AM	5.8	44.2
01/02/2016 4:03:00 AM	6.9	50.8
01/02/2016 4:04:00 AM	6.1	51.0
01/02/2016 4:05:00 AM	6.2	50.9
01/02/2016 4:06:00 AM	5.1	44.6
01/02/2016 4:07:00 AM	5.1	42.5
01/02/2016 4:08:00 AM	5.6	46.0
01/02/2016 4:09:00 AM	6.6	48.4
01/02/2016 4:10:00 AM	7.4	54.7
01/02/2016 4:12:00 AM	5.7	45.8
01/02/2016 4:13:00 AM	5.6	47.2
01/02/2016 4:14:00 AM	5.7	45.0
01/02/2016 4:15:00 AM	6.5	48.6
01/02/2016 4:16:00 AM	6.4	50.8
01/02/2016 4:17:00 AM	6.6	50.9
01/02/2016 4:18:00 AM	6.2	52.8
01/02/2016 4:19:00 AM	5.7	48.2
01/02/2016 4:20:00 AM	5.9	47.1
01/02/2016 4:21:00 AM	5.3	46.3
01/02/2016 4:22:00 AM	6.0	47.1
01/02/2016 4:23:00 AM	6.3	48.9
01/02/2016 4:24:00 AM	6.4	48.6

01/02/2016 4:25:00 AM	6.4	51.0
01/02/2016 4:26:00 AM	5.7	46.9
01/02/2016 4:27:00 AM	6.6	48.2
01/02/2016 4:28:00 AM	6.0	50.8
01/02/2016 4:29:00 AM	6.5	49.3
01/02/2016 4:30:00 AM	5.8	48.4
01/02/2016 4:31:00 AM	5.2	47.9
01/02/2016 4:32:00 AM	5.1	43.5
01/02/2016 4:33:00 AM	4.8	43.4
01/02/2016 4:34:00 AM	5.7	44.0
01/02/2016 4:35:00 AM	6.4	49.9
01/02/2016 4:36:00 AM	5.1	44.8
01/02/2016 4:37:00 AM	6.1	48.7
01/02/2016 4:38:00 AM	5.5	46.8
01/02/2016 4:39:00 AM	5.9	45.7
01/02/2016 4:40:00 AM	4.9	44.7
01/02/2016 4:41:00 AM	5.7	44.7
01/02/2016 4:42:00 AM	5.8	46.8
01/02/2016 4:43:00 AM	6.4	49.0
01/02/2016 4:44:00 AM	6.1	48.5
01/02/2016 4:45:00 AM	5.9	49.5
01/02/2016 10:07:00 PM	7.2	53.5
01/02/2016 10:22:00 PM	7.0	54.7
01/02/2016 10:23:00 PM	7.4	54.5
01/02/2016 10:29:00 PM	7.3	54.3
01/02/2016 10:30:00 PM	7.0	51.7
01/02/2016 10:33:00 PM	6.8	52.6
01/02/2016 10:34:00 PM	6.8	49.2
01/02/2016 10:35:00 PM	6.9	51.8
01/02/2016 10:36:00 PM	6.5	50.0
01/02/2016 10:37:00 PM	6.4	48.5
01/02/2016 10:38:00 PM	6.3	49.1
01/02/2016 10:41:00 PM	6.7	49.5
01/02/2016 10:43:00 PM	6.5	49.4
01/02/2016 10:56:00 PM	6.3	49.4
01/05/2016 10:00:00 PM	4.3	41.9
01/05/2016 10:01:00 PM	4.8	42.2
01/05/2016 10:02:00 PM	4.3	42.7
01/05/2016 10:03:00 PM	4.1	41.5
01/05/2016 10:04:00 PM	4.0	41.5
01/05/2016 10:05:00 PM	4.4	41.8
01/05/2016 10:06:00 PM	3.9	42.5
01/05/2016 10:07:00 PM	4.1	41.4
01/05/2016 10:08:00 PM	4.2	41.6
01/05/2016 10:09:00 PM	4.1	42.2
01/05/2016 10:10:00 PM	4.0	41.6
01/05/2016 10:11:00 PM	4.1	42.0
01/05/2016 10:12:00 PM	4.0	42.2
01/05/2016 10:13:00 PM	3.7	41.5
01/05/2016 10:14:00 PM	3.8	41.0
01/05/2016 10:15:00 PM	3.7	41.3
01/05/2016 10:16:00 PM	3.5	42.0
01/05/2016 10:17:00 PM	3.6	41.5
01/05/2016 10:18:00 PM	3.6	41.0
01/05/2016 10:22:00 PM	3.5	40.8

01/05/2016 10:39:00 PM	3.6	41.0
01/05/2016 10:40:00 PM	3.6	40.6
01/05/2016 10:42:00 PM	4.4	41.7
01/05/2016 10:49:00 PM	4.5	42.5
01/05/2016 10:52:00 PM	4.8	42.4
01/05/2016 10:53:00 PM	4.6	42.8
01/05/2016 10:54:00 PM	4.8	42.5
01/05/2016 10:55:00 PM	4.5	42.3
01/05/2016 10:56:00 PM	4.3	42.2
01/05/2016 10:57:00 PM	4.0	41.4
01/05/2016 10:58:00 PM	4.2	41.6
01/05/2016 10:59:00 PM	4.4	41.9
01/05/2016 11:01:00 PM	4.3	42.1
01/05/2016 11:02:00 PM	4.3	42.0
01/05/2016 11:03:00 PM	4.3	42.1
01/05/2016 11:20:00 PM	4.9	41.9
01/05/2016 11:21:00 PM	5.1	42.6
01/05/2016 11:22:00 PM	5.0	42.3
01/05/2016 11:23:00 PM	4.5	43.3
01/05/2016 11:24:00 PM	4.5	41.8
01/05/2016 11:25:00 PM	4.6	42.5
01/05/2016 11:26:00 PM	4.3	42.4
01/05/2016 11:27:00 PM	4.3	42.4
01/05/2016 11:28:00 PM	4.8	42.5
01/05/2016 11:29:00 PM	4.6	42.6
01/05/2016 11:30:00 PM	4.3	42.6
01/05/2016 11:31:00 PM	4.4	42.8
01/05/2016 11:32:00 PM	4.4	42.5
01/05/2016 11:34:00 PM	4.7	42.4
01/05/2016 11:35:00 PM	4.3	43.4
01/05/2016 11:37:00 PM	4.2	42.9
01/05/2016 11:39:00 PM	4.2	41.9
01/05/2016 11:40:00 PM	4.0	41.8
01/05/2016 11:41:00 PM	4.1	42.2
01/05/2016 11:42:00 PM	3.8	41.6
01/05/2016 11:43:00 PM	4.1	41.5
01/05/2016 11:44:00 PM	4.1	42.0
01/05/2016 11:45:00 PM	4.1	42.2
01/05/2016 11:47:00 PM	4.5	42.5
01/05/2016 11:48:00 PM	4.8	42.7
01/05/2016 11:50:00 PM	4.6	43.6
01/05/2016 11:57:00 PM	4.8	42.8
01/05/2016 11:58:00 PM	4.4	42.7
01/05/2016 11:59:00 PM	4.2	42.2
01/06/2016 12:00:00 AM	4.3	41.9
01/06/2016 12:01:00 AM	4.3	42.0
01/06/2016 12:02:00 AM	3.8	42.3
01/06/2016 12:03:00 AM	3.8	41.6
01/06/2016 12:04:00 AM	3.8	40.8
01/06/2016 12:05:00 AM	3.7	40.2
01/06/2016 12:07:00 AM	3.6	40.5
01/06/2016 12:08:00 AM	3.8	40.2
01/06/2016 12:09:00 AM	3.6	40.0
01/06/2016 12:10:00 AM	3.6	39.8
01/06/2016 12:16:00 AM	3.6	40.0

01/06/2016 12:17:00 AM	3.8	39.9
01/06/2016 12:19:00 AM	4.1	40.3
01/06/2016 12:20:00 AM	3.7	41.3
01/06/2016 12:21:00 AM	3.7	40.9
01/06/2016 12:22:00 AM	3.9	41.3
01/06/2016 12:23:00 AM	4.1	41.0
01/06/2016 12:44:00 AM	3.5	39.0
01/06/2016 12:50:00 AM	3.6	39.5
01/06/2016 1:02:00 AM	3.7	40.0
01/06/2016 1:12:00 AM	3.7	40.8
01/06/2016 1:14:00 AM	4.2	41.0
01/06/2016 1:16:00 AM	4.2	41.3
01/06/2016 1:25:00 AM	4.5	41.6
01/06/2016 1:26:00 AM	4.3	41.4
01/06/2016 1:27:00 AM	4.3	40.1
01/06/2016 1:28:00 AM	4.5	41.0
01/06/2016 1:30:00 AM	3.9	40.2
01/06/2016 1:32:00 AM	3.9	40.5
01/06/2016 1:33:00 AM	3.7	39.0
01/06/2016 1:34:00 AM	4.3	39.3
01/06/2016 1:35:00 AM	4.3	40.7
01/06/2016 1:36:00 AM	4.0	40.4
01/06/2016 1:37:00 AM	4.1	40.4
01/06/2016 1:38:00 AM	4.3	40.2
01/06/2016 1:39:00 AM	4.0	40.1
01/06/2016 1:40:00 AM	4.2	40.1
01/06/2016 1:41:00 AM	4.3	41.3
01/06/2016 1:42:00 AM	3.8	40.5
01/06/2016 2:00:00 AM	4.1	40.7
01/06/2016 2:02:00 AM	4.1	41.3
01/06/2016 2:03:00 AM	4.0	41.8
01/06/2016 2:07:00 AM	4.0	41.5
01/06/2016 2:19:00 AM	4.3	40.9
01/06/2016 2:25:00 AM	4.4	39.7
01/06/2016 2:27:00 AM	4.2	40.9
01/06/2016 2:28:00 AM	4.3	40.1
01/06/2016 2:39:00 AM	4.3	40.5
01/06/2016 2:40:00 AM	4.8	40.9
01/06/2016 2:41:00 AM	4.5	41.8
01/06/2016 2:43:00 AM	4.5	41.1
01/06/2016 2:44:00 AM	4.3	41.0
01/06/2016 2:45:00 AM	4.1	40.9
01/06/2016 2:46:00 AM	4.2	40.6
01/06/2016 2:47:00 AM	4.4	40.5
01/06/2016 2:48:00 AM	4.0	41.5
01/06/2016 2:49:00 AM	4.0	40.8
01/06/2016 2:50:00 AM	3.9	39.8
01/06/2016 2:51:00 AM	4.1	39.8
01/06/2016 2:52:00 AM	4.1	39.6
01/06/2016 2:53:00 AM	4.3	40.0
01/06/2016 2:54:00 AM	4.0	40.6
01/06/2016 2:55:00 AM	4.6	40.9
01/06/2016 2:56:00 AM	4.1	41.1
01/06/2016 2:57:00 AM	4.3	41.3
01/06/2016 2:58:00 AM	4.4	41.4

01/06/2016 2:59:00 AM	4.7	41.7
01/06/2016 3:00:00 AM	4.9	42.4
01/06/2016 3:01:00 AM	4.6	42.5
01/06/2016 3:02:00 AM	4.4	42.2
01/06/2016 3:03:00 AM	4.5	41.9
01/06/2016 3:04:00 AM	4.5	41.2
01/06/2016 3:05:00 AM	4.6	40.6
01/06/2016 3:06:00 AM	4.7	41.7
01/06/2016 3:07:00 AM	4.4	41.4
01/06/2016 3:08:00 AM	4.0	41.6
01/06/2016 3:09:00 AM	4.1	40.9
01/06/2016 3:10:00 AM	4.4	41.3
01/06/2016 3:11:00 AM	4.2	41.5
01/06/2016 3:12:00 AM	4.4	40.4
01/06/2016 3:13:00 AM	4.1	41.6
01/06/2016 3:14:00 AM	4.3	41.1
01/06/2016 3:15:00 AM	4.1	40.8
01/06/2016 3:16:00 AM	4.3	40.3
01/06/2016 3:21:00 AM	4.2	41.6
01/06/2016 3:22:00 AM	4.0	41.4
01/06/2016 3:23:00 AM	4.1	40.8
01/06/2016 3:24:00 AM	3.9	40.6
01/06/2016 3:25:00 AM	4.2	40.5
01/06/2016 3:26:00 AM	4.3	40.1
01/06/2016 3:27:00 AM	4.2	40.5
01/06/2016 3:28:00 AM	4.2	40.6
01/06/2016 3:29:00 AM	3.8	40.0
01/06/2016 3:30:00 AM	4.0	39.8
01/06/2016 3:31:00 AM	3.8	39.3
01/06/2016 3:32:00 AM	3.9	39.0
01/06/2016 3:33:00 AM	3.9	40.3
01/06/2016 3:34:00 AM	3.9	39.4
01/06/2016 3:35:00 AM	4.0	39.9
01/06/2016 3:36:00 AM	3.9	39.8
01/06/2016 3:37:00 AM	4.0	40.3
01/06/2016 3:38:00 AM	3.7	39.5
01/06/2016 3:39:00 AM	3.8	38.3
01/06/2016 3:40:00 AM	3.9	39.3
01/06/2016 3:41:00 AM	4.1	40.4
01/06/2016 3:42:00 AM	3.8	40.6
01/06/2016 3:44:00 AM	3.7	39.4
01/06/2016 3:45:00 AM	3.9	39.0
01/06/2016 3:47:00 AM	3.7	38.2
01/06/2016 3:48:00 AM	3.5	38.8
01/06/2016 3:49:00 AM	3.5	38.0
01/06/2016 4:00:00 AM	3.7	38.5
01/06/2016 4:03:00 AM	3.7	37.4
01/06/2016 4:07:00 AM	3.5	37.3
01/06/2016 4:12:00 AM	3.5	37.7
01/06/2016 4:14:00 AM	3.9	38.2
01/06/2016 4:15:00 AM	3.6	38.8
01/06/2016 4:16:00 AM	3.7	39.5
01/06/2016 4:17:00 AM	3.6	39.2
01/06/2016 4:18:00 AM	3.6	38.4
01/06/2016 4:19:00 AM	3.7	38.9

01/06/2016 4:20:00 AM	3.8	39.6
01/06/2016 4:34:00 AM	4.5	41.4
01/06/2016 4:35:00 AM	4.2	41.6
01/06/2016 4:37:00 AM	4.7	41.9
01/06/2016 4:50:00 AM	4.3	41.7
01/06/2016 4:53:00 AM	4.5	41.0
01/06/2016 4:54:00 AM	4.6	41.3
01/06/2016 4:56:00 AM	4.5	41.3
01/06/2016 4:57:00 AM	4.4	41.7
01/06/2016 4:58:00 AM	4.1	40.6
01/06/2016 4:59:00 AM	4.3	41.1
01/06/2016 10:00:00 PM	3.8	39.1
01/06/2016 10:01:00 PM	4.0	39.6
01/06/2016 10:02:00 PM	3.7	39.3
01/06/2016 10:03:00 PM	3.9	39.1
01/06/2016 10:07:00 PM	3.8	38.8
01/06/2016 10:08:00 PM	3.8	39.3
01/06/2016 10:09:00 PM	3.7	38.8
01/06/2016 10:12:00 PM	3.6	39.4
01/06/2016 10:13:00 PM	3.6	38.6
01/06/2016 10:14:00 PM	3.5	38.8
01/06/2016 10:16:00 PM	3.7	39.6
01/06/2016 10:18:00 PM	3.6	38.3
01/06/2016 10:32:00 PM	3.5	37.5
01/07/2016 12:31:00 AM	3.6	37.6
01/07/2016 3:15:00 AM	3.9	35.2
01/07/2016 3:16:00 AM	3.8	38.8
01/07/2016 3:17:00 AM	3.6	38.2
01/07/2016 3:18:00 AM	3.7	37.6
01/07/2016 3:19:00 AM	3.5	37.8
01/09/2016 12:33:00 AM	4.4	34.9
01/09/2016 12:37:00 AM	4.0	34.1
01/09/2016 12:41:00 AM	4.1	37.8
01/09/2016 12:44:00 AM	4.5	34.2
01/09/2016 4:57:00 AM	5.3	41.4
01/09/2016 4:58:00 AM	5.1	43.5
01/09/2016 4:59:00 AM	5.0	42.6
01/11/2016 10:00:00 PM	3.9	39.6
01/11/2016 10:02:00 PM	4.1	37.2
01/11/2016 10:03:00 PM	3.9	39.2
01/11/2016 10:04:00 PM	4.3	39.3
01/11/2016 10:05:00 PM	4.5	39.2
01/11/2016 10:06:00 PM	4.5	38.1
01/11/2016 10:07:00 PM	3.9	40.0
01/11/2016 10:09:00 PM	4.4	37.7
01/11/2016 10:10:00 PM	4.3	42.3
01/11/2016 10:11:00 PM	3.9	35.9
01/11/2016 10:13:00 PM	4.0	38.9
01/11/2016 10:14:00 PM	3.7	38.7
01/11/2016 10:15:00 PM	4.6	39.7
01/11/2016 10:16:00 PM	4.7	40.2
01/11/2016 10:17:00 PM	4.3	41.2
01/11/2016 10:18:00 PM	4.4	40.7
01/11/2016 10:19:00 PM	4.1	39.7
01/11/2016 10:20:00 PM	4.4	40.3

01/11/2016 10:21:00 PM	4.1	38.0
01/11/2016 10:22:00 PM	3.7	38.0
01/11/2016 10:23:00 PM	3.8	37.4
01/11/2016 10:24:00 PM	3.9	38.6
01/11/2016 10:25:00 PM	3.9	37.8
01/11/2016 10:26:00 PM	4.6	40.8
01/11/2016 10:27:00 PM	4.6	40.4
01/11/2016 10:28:00 PM	4.6	42.7
01/11/2016 10:29:00 PM	4.1	40.1
01/11/2016 10:30:00 PM	4.5	38.3
01/11/2016 10:31:00 PM	4.6	41.8
01/11/2016 10:32:00 PM	4.3	40.1
01/11/2016 10:33:00 PM	3.8	37.5
01/11/2016 10:34:00 PM	3.8	39.8
01/11/2016 10:35:00 PM	4.2	36.8
01/11/2016 10:36:00 PM	4.2	38.2
01/11/2016 10:37:00 PM	3.8	39.4
01/11/2016 10:38:00 PM	4.8	40.7
01/11/2016 10:39:00 PM	4.0	38.9
01/11/2016 10:41:00 PM	3.6	36.8
01/11/2016 10:44:00 PM	3.5	35.1
01/11/2016 10:45:00 PM	3.5	36.1
01/11/2016 10:53:00 PM	3.9	36.2
01/11/2016 10:59:00 PM	3.7	36.8
01/11/2016 11:00:00 PM	4.0	39.1
01/11/2016 11:02:00 PM	4.0	36.5
01/11/2016 11:04:00 PM	3.6	35.9
01/11/2016 11:06:00 PM	3.8	37.5
01/11/2016 11:10:00 PM	4.0	37.3
01/11/2016 11:12:00 PM	3.7	35.8
01/11/2016 11:13:00 PM	3.9	37.5
01/11/2016 11:19:00 PM	3.5	35.2
01/11/2016 11:21:00 PM	4.0	37.6
01/11/2016 11:22:00 PM	3.7	37.5
01/11/2016 11:23:00 PM	3.9	38.0
01/11/2016 11:25:00 PM	4.0	36.0
01/11/2016 11:26:00 PM	3.6	35.7
01/11/2016 11:28:00 PM	3.6	34.6
01/11/2016 11:29:00 PM	3.6	36.3
01/11/2016 11:34:00 PM	3.8	34.8
01/13/2016 10:02:00 PM	7.2	52.9
01/13/2016 10:08:00 PM	6.9	48.6
01/13/2016 10:09:00 PM	7.2	49.2
01/13/2016 10:12:00 PM	7.2	49.3
01/13/2016 10:17:00 PM	7.0	50.2
01/13/2016 10:18:00 PM	6.6	47.3
01/13/2016 10:25:00 PM	7.2	50.1
01/13/2016 10:32:00 PM	7.0	48.2
01/13/2016 10:37:00 PM	6.9	46.8
01/13/2016 10:42:00 PM	6.4	45.0
01/13/2016 10:45:00 PM	6.6	46.1
01/13/2016 10:47:00 PM	7.0	46.8
01/13/2016 10:50:00 PM	6.7	46.0
01/13/2016 10:51:00 PM	7.4	48.7
01/13/2016 10:55:00 PM	5.7	44.5

01/13/2016 11:02:00 PM	6.0	42.2
01/13/2016 11:03:00 PM	6.1	46.1
01/13/2016 11:07:00 PM	6.5	44.1
01/13/2016 11:17:00 PM	5.4	42.5
01/13/2016 11:19:00 PM	5.7	43.2
01/13/2016 11:21:00 PM	5.3	41.3
01/13/2016 11:23:00 PM	5.4	43.6
01/13/2016 11:25:00 PM	5.0	41.8
01/13/2016 11:28:00 PM	5.1	41.4
01/13/2016 11:29:00 PM	5.6	41.8
01/13/2016 11:30:00 PM	5.9	44.5
01/13/2016 11:32:00 PM	5.1	40.7
01/13/2016 11:33:00 PM	5.7	41.7
01/13/2016 11:35:00 PM	6.1	45.4
01/13/2016 11:40:00 PM	6.4	43.3
01/13/2016 11:53:00 PM	5.5	44.0
01/13/2016 11:54:00 PM	6.5	45.7
01/13/2016 11:57:00 PM	5.8	44.5
01/13/2016 11:58:00 PM	6.9	47.2
01/13/2016 11:59:00 PM	6.3	45.5
01/16/2016 10:00:00 PM	3.5	35.3
01/16/2016 10:02:00 PM	4.7	39.3
01/16/2016 10:03:00 PM	4.2	42.0
01/16/2016 10:05:00 PM	3.6	33.6
01/16/2016 10:06:00 PM	3.8	35.0
01/16/2016 10:07:00 PM	3.6	35.3
01/16/2016 10:08:00 PM	3.6	35.0
01/16/2016 10:09:00 PM	4.0	35.4
01/16/2016 10:10:00 PM	3.6	37.9
01/16/2016 10:11:00 PM	4.0	35.8
01/16/2016 10:12:00 PM	3.6	36.2
01/16/2016 10:13:00 PM	3.8	36.0
01/16/2016 10:14:00 PM	4.1	36.8
01/16/2016 10:15:00 PM	3.9	37.6
01/16/2016 10:16:00 PM	3.9	36.8
01/16/2016 10:17:00 PM	3.9	35.9
01/16/2016 10:18:00 PM	4.1	37.5
01/16/2016 10:21:00 PM	3.9	35.7
01/16/2016 10:22:00 PM	3.9	36.4
01/16/2016 10:25:00 PM	4.0	35.1
01/16/2016 10:26:00 PM	3.9	36.6
01/16/2016 10:27:00 PM	3.5	35.7
01/16/2016 10:28:00 PM	4.0	35.6
01/16/2016 10:29:00 PM	3.8	36.0
01/16/2016 10:30:00 PM	3.6	35.4
01/16/2016 10:31:00 PM	3.7	35.3
01/16/2016 10:32:00 PM	3.7	35.7
01/16/2016 10:33:00 PM	3.7	35.7
01/16/2016 10:34:00 PM	3.6	35.7
01/16/2016 10:35:00 PM	3.9	34.6
01/16/2016 10:36:00 PM	4.2	36.4
01/16/2016 10:37:00 PM	3.9	36.2
01/16/2016 10:38:00 PM	3.6	35.7
01/16/2016 10:39:00 PM	3.7	36.2
01/16/2016 10:40:00 PM	3.6	35.2

01/16/2016 10:41:00 PM	3.7	35.8
01/16/2016 10:42:00 PM	3.5	36.4
01/16/2016 10:48:00 PM	3.8	36.0
01/16/2016 10:49:00 PM	3.5	35.3
01/16/2016 10:50:00 PM	3.7	35.0
01/16/2016 10:51:00 PM	3.5	35.3
01/16/2016 10:54:00 PM	3.6	38.0
01/16/2016 10:55:00 PM	3.6	35.8
01/16/2016 10:57:00 PM	3.7	35.4
01/16/2016 10:58:00 PM	3.9	36.0
01/16/2016 10:59:00 PM	3.6	35.9
01/16/2016 11:00:00 PM	3.6	36.1
01/16/2016 11:01:00 PM	3.8	35.7
01/16/2016 11:02:00 PM	3.7	35.8
01/16/2016 11:03:00 PM	3.7	35.7
01/16/2016 11:04:00 PM	3.5	35.9
01/16/2016 11:07:00 PM	3.8	35.7
01/16/2016 11:10:00 PM	3.7	37.1
01/16/2016 11:16:00 PM	3.8	36.0
01/16/2016 11:18:00 PM	3.9	36.0
01/16/2016 11:19:00 PM	5.0	39.2
01/16/2016 11:20:00 PM	5.9	44.7
01/16/2016 11:21:00 PM	5.7	48.7
01/16/2016 11:22:00 PM	5.7	44.3
01/16/2016 11:23:00 PM	6.4	48.8
01/16/2016 11:24:00 PM	4.8	45.7
01/16/2016 11:25:00 PM	4.8	41.0
01/17/2016 12:34:00 AM	4.7	43.0
01/17/2016 12:35:00 AM	5.2	44.1
01/17/2016 12:53:00 AM	4.9	40.8
01/17/2016 12:54:00 AM	5.0	45.6
01/20/2016 3:02:00 AM	3.7	34.3
01/20/2016 3:03:00 AM	4.1	37.1
01/20/2016 3:05:00 AM	3.8	36.2

Table 4 - Valid Total 1-mintue Sound Data - Monitor D
Jericho Wind Farm Fall Audit, 1501440

Day and Time of Measurement [1]	Average Wind Speed (1 Minute Average)	Measured Leq (dBA)
10/09/2015 3:05:00 AM	4.3	41.5
10/09/2015 3:09:00 AM	3.6	41.0
10/09/2015 3:10:00 AM	3.8	39.5
10/09/2015 3:13:00 AM	3.9	39.6
10/09/2015 3:14:00 AM	3.6	39.0
10/09/2015 3:17:00 AM	3.5	39.6
10/09/2015 3:35:00 AM	3.6	40.0
10/09/2015 3:39:00 AM	4.3	40.8
10/09/2015 3:48:00 AM	3.7	39.3
10/09/2015 3:50:00 AM	4.0	41.3
10/09/2015 3:52:00 AM	4.7	44.9
10/09/2015 3:54:00 AM	5.0	45.0
10/09/2015 3:55:00 AM	4.3	42.8
10/09/2015 3:56:00 AM	3.5	41.1
10/09/2015 3:57:00 AM	4.2	42.0
10/09/2015 3:58:00 AM	3.5	41.8
10/09/2015 3:59:00 AM	3.8	43.1
10/09/2015 4:01:00 AM	4.2	43.1
10/09/2015 4:02:00 AM	3.9	42.9
10/09/2015 4:03:00 AM	4.6	42.0
10/09/2015 4:04:00 AM	3.7	42.9
10/09/2015 4:05:00 AM	3.5	41.8
10/09/2015 4:07:00 AM	4.5	43.4
10/09/2015 4:08:00 AM	3.8	42.7
10/09/2015 4:09:00 AM	5.2	45.0
10/09/2015 4:10:00 AM	4.7	43.4
10/09/2015 4:13:00 AM	3.6	40.3
10/09/2015 4:15:00 AM	4.2	42.6
10/09/2015 4:17:00 AM	3.8	42.7
10/09/2015 4:18:00 AM	4.0	41.4
10/09/2015 4:20:00 AM	3.7	40.6
10/09/2015 4:21:00 AM	3.9	41.7
10/09/2015 4:22:00 AM	4.3	43.0
10/09/2015 4:25:00 AM	3.6	43.4
10/09/2015 4:27:00 AM	4.4	42.1
10/09/2015 4:28:00 AM	3.8	41.3
10/09/2015 4:31:00 AM	3.6	42.2
10/09/2015 4:33:00 AM	4.1	43.0
10/09/2015 4:34:00 AM	4.3	44.7
10/09/2015 4:35:00 AM	4.8	45.3
10/09/2015 4:36:00 AM	4.4	42.7
10/09/2015 4:37:00 AM	3.9	42.4
10/09/2015 4:38:00 AM	3.8	41.6
10/09/2015 4:39:00 AM	4.2	41.4
10/09/2015 4:40:00 AM	4.5	41.8
10/09/2015 4:41:00 AM	3.5	40.8
10/09/2015 4:44:00 AM	3.7	41.9
10/09/2015 4:45:00 AM	4.5	42.7
10/09/2015 4:46:00 AM	3.7	42.0

10/09/2015 4:48:00 AM	3.7	43.1
10/09/2015 4:49:00 AM	4.0	42.5
10/09/2015 4:50:00 AM	3.7	42.0
10/09/2015 4:51:00 AM	3.9	41.0
10/09/2015 4:53:00 AM	4.0	43.1
10/09/2015 4:54:00 AM	3.6	40.1
10/09/2015 4:58:00 AM	4.6	41.4
10/09/2015 4:59:00 AM	3.7	41.0
10/10/2015 10:00:00 PM	3.5	44.7
10/10/2015 10:09:00 PM	4.0	46.3
10/10/2015 10:10:00 PM	3.7	46.9
10/10/2015 10:11:00 PM	4.4	45.8
10/10/2015 10:12:00 PM	4.0	46.8
10/10/2015 10:13:00 PM	4.2	47.3
10/10/2015 10:15:00 PM	4.0	46.1
10/10/2015 10:17:00 PM	4.0	44.0
10/10/2015 10:18:00 PM	3.7	45.2
10/10/2015 10:19:00 PM	3.7	45.8
10/10/2015 10:21:00 PM	4.4	48.1
10/10/2015 10:23:00 PM	4.1	46.7
10/10/2015 10:24:00 PM	3.9	45.5
10/10/2015 10:25:00 PM	4.0	47.3
10/10/2015 10:29:00 PM	4.0	47.6
10/10/2015 10:30:00 PM	3.8	45.9
10/10/2015 10:32:00 PM	4.6	48.8
10/10/2015 10:35:00 PM	4.1	46.2
10/10/2015 10:36:00 PM	3.8	46.7
10/10/2015 10:37:00 PM	4.5	46.5
10/10/2015 10:39:00 PM	3.9	47.2
10/10/2015 10:40:00 PM	3.7	44.2
10/10/2015 10:44:00 PM	4.2	46.7
10/10/2015 10:46:00 PM	4.3	47.8
10/10/2015 10:47:00 PM	4.4	46.8
10/10/2015 10:49:00 PM	3.7	46.3
10/10/2015 10:52:00 PM	3.9	47.0
10/10/2015 10:53:00 PM	4.6	47.8
10/10/2015 10:55:00 PM	3.7	44.9
10/10/2015 10:58:00 PM	3.8	45.4
10/10/2015 11:01:00 PM	3.7	44.4
10/10/2015 11:06:00 PM	3.9	45.6
10/10/2015 11:09:00 PM	3.9	44.8
10/11/2015 12:07:00 AM	3.6	42.1
10/11/2015 12:09:00 AM	3.6	42.3
10/11/2015 12:10:00 AM	3.5	41.1
10/11/2015 12:26:00 AM	3.5	39.3
10/11/2015 12:36:00 AM	3.6	39.6
10/11/2015 12:39:00 AM	3.6	39.3
10/11/2015 12:52:00 AM	3.6	40.3
10/11/2015 12:54:00 AM	3.6	40.0
10/11/2015 12:56:00 AM	4.0	42.2
10/11/2015 12:59:00 AM	3.9	40.8
10/11/2015 1:01:00 AM	4.0	41.6
10/11/2015 1:06:00 AM	3.8	39.5
10/11/2015 1:08:00 AM	3.5	41.3
10/11/2015 1:09:00 AM	3.9	41.2

10/11/2015 1:10:00 AM	3.5	40.9
10/11/2015 1:14:00 AM	3.8	39.9
10/11/2015 1:17:00 AM	3.6	38.8
10/11/2015 1:29:00 AM	3.6	40.9
10/11/2015 1:33:00 AM	4.4	47.7
10/11/2015 1:34:00 AM	4.6	44.3
10/11/2015 1:35:00 AM	3.6	42.8
10/11/2015 1:36:00 AM	3.9	43.6
10/11/2015 1:37:00 AM	4.1	42.0
10/11/2015 1:43:00 AM	3.9	43.4
10/11/2015 1:47:00 AM	3.6	40.4
10/11/2015 1:48:00 AM	3.7	40.6
10/11/2015 1:51:00 AM	4.6	45.5
10/11/2015 1:52:00 AM	4.4	45.8
10/11/2015 1:53:00 AM	4.0	43.3
10/11/2015 1:54:00 AM	3.6	43.2
10/11/2015 1:55:00 AM	4.2	43.5
10/11/2015 1:56:00 AM	3.9	42.9
10/11/2015 1:57:00 AM	3.7	45.2
10/11/2015 1:59:00 AM	4.0	44.7
10/11/2015 2:00:00 AM	4.0	44.5
10/11/2015 2:02:00 AM	4.3	43.7
10/11/2015 2:03:00 AM	4.5	47.4
10/11/2015 2:04:00 AM	4.6	46.5
10/11/2015 2:05:00 AM	4.0	44.7
10/11/2015 2:06:00 AM	5.2	48.2
10/11/2015 2:07:00 AM	4.0	44.0
10/11/2015 2:08:00 AM	4.0	42.8
10/11/2015 2:09:00 AM	4.7	46.8
10/11/2015 2:10:00 AM	4.0	44.4
10/11/2015 2:11:00 AM	4.0	44.5
10/11/2015 2:12:00 AM	3.8	41.5
10/11/2015 2:14:00 AM	4.5	45.6
10/11/2015 2:17:00 AM	4.0	42.5
10/11/2015 2:18:00 AM	4.6	45.4
10/11/2015 2:19:00 AM	3.9	44.5
10/11/2015 2:20:00 AM	3.6	43.1
10/11/2015 2:22:00 AM	3.9	43.5
10/11/2015 2:23:00 AM	4.4	45.6
10/11/2015 2:24:00 AM	3.8	41.1
10/11/2015 2:25:00 AM	3.8	42.7
10/11/2015 2:28:00 AM	4.3	44.0
10/11/2015 2:29:00 AM	3.7	41.1
10/11/2015 2:33:00 AM	3.9	41.8
10/11/2015 2:34:00 AM	3.8	43.2
10/11/2015 2:40:00 AM	3.6	40.8
10/11/2015 2:49:00 AM	3.7	40.2
10/11/2015 2:50:00 AM	4.1	40.2
10/11/2015 2:52:00 AM	3.7	40.2
10/11/2015 2:56:00 AM	3.6	39.9
10/11/2015 3:04:00 AM	3.8	39.8
10/11/2015 3:08:00 AM	3.7	40.6
10/11/2015 3:27:00 AM	4.3	43.6
10/11/2015 3:31:00 AM	3.9	39.1
10/11/2015 3:36:00 AM	3.6	39.0

10/11/2015 3:57:00 AM	3.9	39.6
10/11/2015 4:08:00 AM	3.6	39.4
10/11/2015 4:10:00 AM	3.7	39.6
10/11/2015 4:16:00 AM	3.6	41.2
10/11/2015 4:18:00 AM	3.7	40.5
10/11/2015 4:20:00 AM	3.7	41.2
10/11/2015 4:21:00 AM	3.5	41.0
10/11/2015 4:40:00 AM	3.6	39.9
10/11/2015 4:58:00 AM	3.8	40.3
10/11/2015 11:11:00 PM	3.7	42.2
10/11/2015 11:16:00 PM	3.9	41.7
10/11/2015 11:21:00 PM	3.6	40.6
10/12/2015 12:02:00 AM	3.6	40.2
10/12/2015 12:23:00 AM	3.7	40.2
10/12/2015 3:46:00 AM	4.2	43.4
10/12/2015 4:05:00 AM	3.6	42.3
10/12/2015 4:06:00 AM	3.6	43.1
10/12/2015 4:07:00 AM	3.7	43.1
10/12/2015 4:08:00 AM	3.7	44.9
10/12/2015 4:09:00 AM	3.5	43.1
10/12/2015 4:10:00 AM	4.2	44.1
10/12/2015 4:11:00 AM	3.6	42.6
10/12/2015 4:16:00 AM	3.8	45.6
10/12/2015 4:17:00 AM	4.4	45.2
10/12/2015 4:18:00 AM	3.8	44.3
10/12/2015 4:19:00 AM	3.7	42.2
10/12/2015 4:21:00 AM	4.3	45.3
10/12/2015 4:22:00 AM	4.4	46.2
10/12/2015 4:26:00 AM	4.0	43.9
10/12/2015 4:27:00 AM	3.9	43.2
10/12/2015 4:31:00 AM	3.5	45.8
10/12/2015 4:32:00 AM	4.0	44.7
10/12/2015 4:33:00 AM	4.1	42.3
10/12/2015 4:36:00 AM	4.1	44.7
10/12/2015 4:37:00 AM	3.5	43.1
10/12/2015 4:38:00 AM	3.7	45.1
10/12/2015 4:40:00 AM	3.7	43.5
10/12/2015 4:43:00 AM	3.5	42.8
10/12/2015 4:45:00 AM	3.7	45.2
10/12/2015 4:46:00 AM	3.8	42.9
10/12/2015 4:47:00 AM	3.9	42.3
10/12/2015 4:49:00 AM	3.6	42.8
10/12/2015 4:50:00 AM	3.8	46.0
10/12/2015 4:54:00 AM	3.9	44.5
10/12/2015 4:56:00 AM	3.8	42.4
10/12/2015 4:59:00 AM	3.8	43.3
10/13/2015 1:41:00 AM	4.1	44.0
10/13/2015 1:46:00 AM	4.7	47.1
10/13/2015 1:47:00 AM	4.0	40.9
10/13/2015 1:51:00 AM	3.5	40.8
10/13/2015 1:54:00 AM	4.7	44.4
10/13/2015 1:55:00 AM	4.0	42.0
10/13/2015 1:56:00 AM	3.9	41.2
10/13/2015 2:03:00 AM	4.2	44.1
10/13/2015 2:04:00 AM	4.9	46.9

10/13/2015 2:05:00 AM	3.8	44.7
10/13/2015 2:06:00 AM	5.3	49.7
10/13/2015 2:07:00 AM	3.8	42.4
10/13/2015 2:08:00 AM	4.2	44.2
10/13/2015 2:09:00 AM	4.5	46.9
10/13/2015 2:11:00 AM	5.9	48.6
10/13/2015 2:14:00 AM	4.2	43.1
10/13/2015 2:15:00 AM	4.2	43.6
10/13/2015 2:17:00 AM	4.4	46.3
10/13/2015 2:18:00 AM	4.2	42.9
10/13/2015 2:19:00 AM	4.2	42.1
10/13/2015 2:21:00 AM	4.1	50.2
10/13/2015 2:28:00 AM	3.7	40.6
10/13/2015 2:29:00 AM	3.9	43.3
10/13/2015 2:30:00 AM	3.7	40.8
10/13/2015 2:32:00 AM	5.0	48.9
10/13/2015 2:33:00 AM	4.2	42.0
10/13/2015 2:36:00 AM	3.5	43.4
10/13/2015 2:37:00 AM	4.2	43.8
10/13/2015 2:38:00 AM	3.6	43.1
10/13/2015 2:41:00 AM	4.1	42.6
10/13/2015 2:43:00 AM	3.8	43.8
10/13/2015 2:48:00 AM	3.6	44.5
10/13/2015 2:49:00 AM	5.1	51.0
10/13/2015 2:50:00 AM	4.5	45.0
10/13/2015 2:51:00 AM	3.9	42.8
10/13/2015 2:52:00 AM	4.1	43.4
10/13/2015 2:57:00 AM	4.6	48.6
10/13/2015 2:58:00 AM	4.8	46.8
10/13/2015 2:59:00 AM	4.0	45.4
10/13/2015 3:01:00 AM	4.1	46.1
10/13/2015 3:02:00 AM	5.3	49.9
10/13/2015 3:03:00 AM	5.3	49.8
10/13/2015 3:04:00 AM	4.1	46.1
10/13/2015 3:05:00 AM	4.8	46.8
10/13/2015 3:07:00 AM	3.7	47.9
10/13/2015 3:08:00 AM	4.2	46.3
10/13/2015 3:09:00 AM	4.7	49.2
10/13/2015 3:11:00 AM	4.9	48.3
10/13/2015 3:12:00 AM	4.3	47.8
10/13/2015 3:13:00 AM	4.1	47.4
10/13/2015 3:14:00 AM	4.9	49.1
10/13/2015 3:15:00 AM	5.1	49.9
10/13/2015 3:48:00 AM	6.1	52.1
10/13/2015 3:50:00 AM	4.1	49.2
10/13/2015 3:51:00 AM	5.1	48.3
10/13/2015 3:52:00 AM	4.5	47.5
10/13/2015 3:53:00 AM	5.0	49.4
10/13/2015 3:57:00 AM	4.4	48.5
10/13/2015 3:59:00 AM	4.3	46.8
10/13/2015 4:00:00 AM	4.2	46.5
10/13/2015 4:01:00 AM	4.5	45.6
10/13/2015 4:02:00 AM	5.8	52.3
10/13/2015 4:03:00 AM	5.0	46.8
10/13/2015 4:05:00 AM	4.4	46.1

10/13/2015 4:06:00 AM	4.6	46.7
10/13/2015 4:08:00 AM	4.3	46.0
10/13/2015 4:09:00 AM	3.9	44.7
10/13/2015 4:10:00 AM	3.7	42.8
10/13/2015 4:11:00 AM	4.1	45.3
10/13/2015 4:13:00 AM	5.9	52.0
10/13/2015 4:16:00 AM	5.5	52.2
10/13/2015 4:24:00 AM	4.4	48.7
10/13/2015 4:25:00 AM	4.5	48.8
10/13/2015 4:26:00 AM	4.2	46.3
10/13/2015 4:27:00 AM	3.8	48.3
10/13/2015 4:28:00 AM	4.4	49.7
10/13/2015 4:30:00 AM	5.3	49.5
10/13/2015 4:31:00 AM	5.0	49.1
10/13/2015 4:32:00 AM	4.8	50.0
10/13/2015 4:33:00 AM	4.9	50.1
10/13/2015 4:34:00 AM	5.0	46.1
10/13/2015 4:35:00 AM	3.8	46.8
10/13/2015 4:36:00 AM	3.8	45.6
10/13/2015 4:37:00 AM	4.3	48.8
10/13/2015 4:38:00 AM	4.3	47.2
10/13/2015 4:39:00 AM	5.1	49.6
10/13/2015 4:40:00 AM	4.6	46.2
10/13/2015 4:41:00 AM	4.3	47.6
10/13/2015 4:42:00 AM	4.0	47.7
10/13/2015 4:43:00 AM	5.4	47.7
10/13/2015 4:44:00 AM	5.2	50.1
10/13/2015 4:45:00 AM	5.4	48.4
10/13/2015 4:46:00 AM	3.9	45.5
10/13/2015 4:47:00 AM	4.6	43.9
10/13/2015 4:48:00 AM	3.6	45.7
10/13/2015 4:49:00 AM	4.7	46.2
10/13/2015 4:50:00 AM	3.9	44.6
10/13/2015 4:51:00 AM	4.2	43.5
10/13/2015 4:52:00 AM	3.8	40.8
10/13/2015 4:54:00 AM	4.1	45.6
10/13/2015 4:56:00 AM	3.6	41.4
10/13/2015 10:00:00 PM	5.6	50.8
10/13/2015 10:01:00 PM	6.0	51.4
10/13/2015 10:04:00 PM	5.9	52.1
10/13/2015 10:09:00 PM	5.8	50.5
10/13/2015 10:10:00 PM	5.7	51.0
10/13/2015 10:12:00 PM	4.9	48.4
10/13/2015 10:15:00 PM	6.5	53.5
10/13/2015 10:17:00 PM	6.7	53.5
10/13/2015 10:18:00 PM	5.7	49.7
10/13/2015 10:20:00 PM	6.6	51.3
10/13/2015 10:21:00 PM	5.0	47.4
10/13/2015 10:22:00 PM	4.3	47.7
10/13/2015 10:23:00 PM	5.4	48.5
10/13/2015 10:24:00 PM	5.3	47.7
10/13/2015 10:25:00 PM	4.6	46.3
10/13/2015 10:28:00 PM	6.0	50.6
10/13/2015 10:29:00 PM	5.3	50.7
10/13/2015 10:32:00 PM	5.5	52.0

10/13/2015 10:34:00 PM	5.8	49.0
10/13/2015 10:35:00 PM	5.1	50.3
10/13/2015 10:38:00 PM	6.5	53.1
10/13/2015 10:39:00 PM	4.8	47.1
10/13/2015 10:40:00 PM	5.7	50.5
10/13/2015 10:41:00 PM	5.0	48.5
10/13/2015 10:44:00 PM	5.5	49.9
10/13/2015 10:47:00 PM	5.8	51.5
10/13/2015 10:49:00 PM	7.0	53.8
10/13/2015 10:51:00 PM	5.5	49.4
10/13/2015 10:52:00 PM	6.2	50.7
10/13/2015 10:53:00 PM	6.0	50.7
10/13/2015 10:54:00 PM	4.8	47.2
10/13/2015 10:55:00 PM	4.9	46.7
10/13/2015 10:56:00 PM	4.6	45.5
10/13/2015 10:57:00 PM	4.2	45.2
10/13/2015 10:58:00 PM	3.6	45.0
10/13/2015 10:59:00 PM	5.5	49.7
10/13/2015 11:00:00 PM	4.5	46.0
10/13/2015 11:02:00 PM	6.6	53.7
10/13/2015 11:04:00 PM	4.9	47.4
10/13/2015 11:05:00 PM	6.0	51.6
10/13/2015 11:06:00 PM	5.2	47.5
10/13/2015 11:07:00 PM	5.0	47.2
10/13/2015 11:08:00 PM	4.2	46.5
10/13/2015 11:09:00 PM	4.6	46.7
10/13/2015 11:10:00 PM	4.3	46.5
10/13/2015 11:11:00 PM	5.3	49.9
10/13/2015 11:12:00 PM	5.5	51.5
10/13/2015 11:13:00 PM	5.9	51.9
10/13/2015 11:14:00 PM	5.3	51.0
10/13/2015 11:15:00 PM	5.6	50.5
10/13/2015 11:17:00 PM	7.0	53.8
10/13/2015 11:18:00 PM	5.8	49.8
10/13/2015 11:19:00 PM	5.5	48.8
10/13/2015 11:20:00 PM	5.0	47.5
10/13/2015 11:21:00 PM	5.1	48.0
10/13/2015 11:22:00 PM	5.3	49.7
10/13/2015 11:23:00 PM	5.0	47.9
10/13/2015 11:24:00 PM	4.6	47.8
10/13/2015 11:26:00 PM	4.5	47.5
10/14/2015 1:29:00 AM	3.9	42.0
10/14/2015 1:32:00 AM	5.9	48.0
10/14/2015 1:33:00 AM	4.9	43.8
10/14/2015 1:34:00 AM	4.1	41.7
10/14/2015 1:35:00 AM	4.6	47.1
10/14/2015 1:37:00 AM	6.2	52.3
10/14/2015 1:39:00 AM	5.7	49.8
10/14/2015 1:41:00 AM	5.4	49.1
10/14/2015 1:42:00 AM	6.3	51.4
10/14/2015 1:43:00 AM	4.9	47.2
10/14/2015 1:44:00 AM	4.9	44.9
10/14/2015 1:45:00 AM	4.7	45.9
10/14/2015 1:47:00 AM	5.5	46.8
10/14/2015 1:48:00 AM	4.6	44.7

10/14/2015 1:49:00 AM	4.8	43.8
10/14/2015 1:50:00 AM	4.3	44.7
10/14/2015 1:52:00 AM	5.4	46.3
10/14/2015 1:53:00 AM	5.5	49.4
10/14/2015 1:54:00 AM	4.8	45.7
10/14/2015 1:55:00 AM	5.2	45.7
10/14/2015 1:56:00 AM	4.7	43.4
10/14/2015 1:57:00 AM	4.6	43.1
10/14/2015 1:58:00 AM	4.3	43.6
10/14/2015 1:59:00 AM	4.1	42.8
10/14/2015 2:00:00 AM	4.0	41.3
10/14/2015 2:01:00 AM	4.3	43.1
10/14/2015 2:02:00 AM	4.6	42.6
10/14/2015 2:03:00 AM	4.3	43.9
10/14/2015 2:04:00 AM	5.0	47.9
10/14/2015 2:05:00 AM	5.0	46.5
10/14/2015 2:08:00 AM	6.2	49.9
10/14/2015 2:09:00 AM	5.6	48.7
10/14/2015 2:10:00 AM	6.5	51.7
10/14/2015 2:11:00 AM	5.4	47.1
10/14/2015 2:12:00 AM	5.5	48.5
10/14/2015 2:13:00 AM	5.4	46.3
10/14/2015 2:14:00 AM	4.3	44.3
10/14/2015 2:15:00 AM	4.9	45.4
10/14/2015 2:16:00 AM	4.6	45.8
10/14/2015 2:18:00 AM	4.3	43.6
10/14/2015 2:19:00 AM	4.1	42.3
10/14/2015 2:20:00 AM	4.0	44.7
10/14/2015 2:21:00 AM	4.5	45.3
10/14/2015 2:22:00 AM	5.8	50.8
10/14/2015 2:23:00 AM	5.5	48.7
10/14/2015 2:24:00 AM	5.6	50.9
10/14/2015 2:25:00 AM	5.1	46.5
10/14/2015 2:26:00 AM	5.5	47.6
10/14/2015 2:27:00 AM	5.0	45.2
10/14/2015 2:28:00 AM	4.3	42.2
10/14/2015 2:29:00 AM	4.2	41.4
10/14/2015 2:30:00 AM	4.0	41.3
10/14/2015 2:31:00 AM	3.9	42.5
10/14/2015 2:32:00 AM	4.5	45.3
10/14/2015 2:33:00 AM	4.7	44.1
10/14/2015 2:34:00 AM	4.7	43.4
10/14/2015 2:35:00 AM	3.8	40.4
10/14/2015 2:36:00 AM	4.3	44.1
10/14/2015 2:37:00 AM	4.5	44.0
10/14/2015 2:38:00 AM	4.9	45.9
10/14/2015 2:39:00 AM	4.4	47.0
10/14/2015 2:40:00 AM	5.3	46.2
10/14/2015 2:41:00 AM	4.6	47.6
10/14/2015 2:42:00 AM	5.2	47.1
10/14/2015 2:43:00 AM	5.1	44.7
10/14/2015 2:44:00 AM	5.3	46.5
10/14/2015 2:46:00 AM	5.8	48.9
10/14/2015 2:47:00 AM	4.4	43.5
10/14/2015 2:49:00 AM	5.5	47.8

10/14/2015 2:50:00 AM	5.9	49.8
10/14/2015 2:52:00 AM	5.5	48.0
10/14/2015 2:53:00 AM	6.3	50.6
10/14/2015 2:54:00 AM	5.5	48.6
10/14/2015 2:55:00 AM	5.4	47.4
10/14/2015 2:56:00 AM	6.2	49.2
10/14/2015 2:57:00 AM	5.2	47.0
10/14/2015 2:58:00 AM	4.7	47.6
10/14/2015 2:59:00 AM	5.6	48.0
10/14/2015 3:00:00 AM	4.6	44.0
10/14/2015 3:01:00 AM	5.6	47.6
10/14/2015 3:02:00 AM	5.5	48.0
10/14/2015 3:03:00 AM	4.3	44.4
10/14/2015 3:04:00 AM	4.1	42.7
10/14/2015 3:05:00 AM	4.5	43.8
10/14/2015 3:06:00 AM	4.0	43.0
10/14/2015 3:07:00 AM	4.1	45.2
10/14/2015 3:08:00 AM	4.7	45.7
10/14/2015 3:10:00 AM	5.1	47.8
10/14/2015 3:11:00 AM	5.3	47.1
10/14/2015 3:12:00 AM	5.3	48.0
10/14/2015 3:13:00 AM	4.8	45.0
10/14/2015 3:14:00 AM	4.7	44.2
10/14/2015 3:15:00 AM	5.3	48.1
10/14/2015 3:16:00 AM	4.5	46.2
10/14/2015 3:17:00 AM	4.9	45.4
10/14/2015 3:18:00 AM	4.0	43.5
10/14/2015 3:19:00 AM	4.6	45.5
10/14/2015 3:20:00 AM	5.5	50.0
10/14/2015 3:21:00 AM	4.5	45.3
10/14/2015 3:22:00 AM	5.0	49.5
10/14/2015 3:23:00 AM	5.3	47.9
10/14/2015 3:24:00 AM	4.8	47.5
10/14/2015 3:25:00 AM	6.0	51.2
10/14/2015 3:26:00 AM	6.3	53.8
10/14/2015 3:27:00 AM	5.0	48.5
10/14/2015 3:28:00 AM	4.2	44.5
10/14/2015 3:29:00 AM	4.4	43.2
10/14/2015 3:30:00 AM	4.1	41.4
10/14/2015 3:31:00 AM	4.0	41.5
10/14/2015 3:32:00 AM	4.4	44.4
10/14/2015 3:33:00 AM	4.8	43.8
10/14/2015 3:34:00 AM	4.3	43.6
10/14/2015 3:35:00 AM	4.4	44.6
10/14/2015 3:36:00 AM	4.7	45.6
10/14/2015 3:37:00 AM	4.7	44.4
10/14/2015 3:38:00 AM	4.1	42.8
10/14/2015 3:39:00 AM	4.6	43.0
10/14/2015 3:40:00 AM	3.6	40.5
10/14/2015 3:41:00 AM	3.8	40.4
10/14/2015 3:42:00 AM	3.7	41.8
10/14/2015 3:43:00 AM	4.7	43.2
10/14/2015 3:44:00 AM	3.9	41.6
10/14/2015 3:45:00 AM	4.0	43.9
10/14/2015 3:46:00 AM	4.1	44.8

10/14/2015 3:47:00 AM	5.1	47.6
10/14/2015 3:48:00 AM	4.8	46.0
10/14/2015 3:49:00 AM	4.9	45.7
10/14/2015 3:50:00 AM	4.4	44.4
10/14/2015 3:51:00 AM	4.1	43.3
10/14/2015 3:52:00 AM	3.6	42.3
10/14/2015 3:53:00 AM	4.7	47.0
10/14/2015 3:55:00 AM	4.9	45.3
10/14/2015 3:56:00 AM	5.5	49.9
10/14/2015 3:57:00 AM	4.7	45.1
10/14/2015 3:58:00 AM	4.9	46.6
10/14/2015 3:59:00 AM	4.8	44.9
10/14/2015 4:00:00 AM	4.6	44.8
10/14/2015 4:01:00 AM	5.0	44.4
10/14/2015 4:02:00 AM	4.1	41.8
10/14/2015 4:03:00 AM	3.9	41.4
10/14/2015 4:04:00 AM	4.1	43.0
10/14/2015 4:05:00 AM	5.1	47.0
10/14/2015 4:06:00 AM	5.9	50.4
10/14/2015 4:07:00 AM	4.6	47.2
10/14/2015 4:08:00 AM	6.1	50.3
10/14/2015 4:09:00 AM	5.1	44.9
10/14/2015 4:10:00 AM	4.2	41.5
10/14/2015 4:12:00 AM	4.7	46.1
10/14/2015 4:14:00 AM	5.3	46.9
10/14/2015 4:15:00 AM	4.7	47.0
10/14/2015 4:16:00 AM	6.0	50.4
10/14/2015 4:17:00 AM	4.9	46.2
10/14/2015 4:18:00 AM	4.0	43.8
10/14/2015 4:19:00 AM	5.1	47.3
10/14/2015 4:20:00 AM	4.8	47.5
10/14/2015 4:22:00 AM	5.4	48.8
10/14/2015 4:23:00 AM	5.7	49.2
10/14/2015 4:24:00 AM	5.4	48.5
10/14/2015 4:25:00 AM	5.5	47.8
10/14/2015 4:26:00 AM	5.0	46.3
10/14/2015 4:27:00 AM	4.7	47.7
10/14/2015 4:28:00 AM	4.9	46.1
10/14/2015 4:29:00 AM	6.5	51.8
10/14/2015 4:30:00 AM	5.4	47.2
10/14/2015 4:32:00 AM	5.0	46.9
10/14/2015 4:33:00 AM	4.8	46.3
10/14/2015 4:34:00 AM	5.1	47.5
10/14/2015 4:35:00 AM	5.3	47.3
10/14/2015 4:36:00 AM	5.6	48.7
10/14/2015 4:37:00 AM	6.2	50.4
10/14/2015 4:38:00 AM	5.6	48.4
10/14/2015 4:39:00 AM	5.1	46.3
10/14/2015 4:40:00 AM	4.7	45.5
10/14/2015 4:41:00 AM	4.6	44.8
10/14/2015 4:42:00 AM	5.5	48.9
10/14/2015 4:43:00 AM	5.3	48.9
10/14/2015 4:45:00 AM	4.9	44.8
10/14/2015 4:46:00 AM	4.5	45.2
10/14/2015 4:47:00 AM	4.4	47.0

10/14/2015 4:48:00 AM	5.3	47.0
10/14/2015 4:49:00 AM	5.2	45.6
10/14/2015 4:50:00 AM	4.4	42.7
10/14/2015 4:51:00 AM	4.2	43.6
10/14/2015 4:52:00 AM	4.7	48.2
10/14/2015 4:53:00 AM	4.9	48.7
10/14/2015 4:55:00 AM	4.9	45.8
10/14/2015 4:56:00 AM	3.8	40.8
10/14/2015 4:58:00 AM	4.3	45.0
10/14/2015 4:59:00 AM	4.0	41.9
10/14/2015 11:55:00 PM	3.5	39.7
10/14/2015 11:56:00 PM	3.5	39.5
10/14/2015 11:58:00 PM	3.8	39.9
10/15/2015 12:00:00 AM	3.6	40.3
10/15/2015 12:01:00 AM	3.5	39.5
10/15/2015 12:02:00 AM	3.7	40.8
10/15/2015 12:03:00 AM	3.9	40.1
10/15/2015 12:04:00 AM	3.8	40.5
10/15/2015 12:05:00 AM	3.6	39.6
10/15/2015 12:07:00 AM	4.0	41.4
10/15/2015 12:08:00 AM	3.8	41.4
10/15/2015 12:09:00 AM	4.1	42.1
10/15/2015 12:10:00 AM	3.7	40.9
10/15/2015 12:13:00 AM	4.1	42.2
10/15/2015 12:15:00 AM	3.8	41.0
10/15/2015 12:16:00 AM	3.9	41.9
10/15/2015 12:17:00 AM	3.6	40.5
10/15/2015 12:18:00 AM	4.0	41.3
10/15/2015 12:19:00 AM	4.1	40.9
10/15/2015 12:21:00 AM	3.5	41.6
10/15/2015 12:25:00 AM	3.6	38.5
10/15/2015 1:26:00 AM	3.7	41.9
10/15/2015 1:28:00 AM	3.7	40.8
10/15/2015 1:29:00 AM	3.7	42.0
10/15/2015 1:30:00 AM	3.9	41.5
10/15/2015 1:31:00 AM	4.2	41.2
10/15/2015 1:32:00 AM	3.8	40.7
10/15/2015 1:33:00 AM	3.7	44.0
10/15/2015 1:37:00 AM	3.6	39.4
10/15/2015 2:27:00 AM	3.8	40.2
10/15/2015 2:30:00 AM	4.0	40.2
10/15/2015 2:34:00 AM	3.7	39.5
10/15/2015 2:37:00 AM	3.6	39.6
10/15/2015 2:40:00 AM	4.1	40.2
10/15/2015 2:43:00 AM	3.5	40.0
10/15/2015 2:48:00 AM	3.6	39.4
10/15/2015 2:50:00 AM	3.6	39.6
10/15/2015 2:51:00 AM	3.5	40.0
10/15/2015 2:54:00 AM	3.7	39.7
10/15/2015 2:57:00 AM	3.7	39.7
10/15/2015 2:58:00 AM	3.7	40.3
10/15/2015 3:00:00 AM	4.2	42.7
10/15/2015 3:02:00 AM	3.6	39.5
10/15/2015 3:26:00 AM	3.8	42.0
10/15/2015 3:30:00 AM	3.8	44.2

10/15/2015 3:48:00 AM	3.7	42.6
10/15/2015 4:04:00 AM	4.1	43.1
10/15/2015 4:05:00 AM	3.7	41.8
10/15/2015 4:08:00 AM	3.9	43.1
10/15/2015 4:09:00 AM	3.6	42.2
10/15/2015 4:17:00 AM	4.1	44.3
10/15/2015 4:21:00 AM	3.7	42.5
10/15/2015 4:24:00 AM	3.6	42.0
10/15/2015 4:26:00 AM	3.7	43.5
10/15/2015 4:30:00 AM	3.9	43.5
10/15/2015 4:33:00 AM	3.9	42.6
10/15/2015 4:35:00 AM	3.7	43.0
10/15/2015 4:41:00 AM	3.7	42.9
10/15/2015 4:43:00 AM	4.0	45.2
10/15/2015 4:44:00 AM	4.1	44.0
10/15/2015 4:45:00 AM	4.0	43.1
10/15/2015 4:47:00 AM	3.6	44.2
10/15/2015 4:50:00 AM	3.8	43.9
10/15/2015 4:51:00 AM	3.9	46.3
10/15/2015 4:52:00 AM	4.0	43.9
10/15/2015 4:53:00 AM	3.7	45.2
10/15/2015 4:54:00 AM	3.6	43.0
10/15/2015 4:55:00 AM	3.9	46.3
10/15/2015 4:56:00 AM	3.9	44.7
10/15/2015 4:57:00 AM	3.9	44.2
10/15/2015 10:11:00 PM	3.6	41.0
10/15/2015 10:14:00 PM	4.5	46.8
10/15/2015 10:15:00 PM	5.1	46.2
10/15/2015 10:17:00 PM	4.3	43.6
10/15/2015 10:18:00 PM	4.2	43.2
10/15/2015 11:14:00 PM	3.5	37.0
10/15/2015 11:16:00 PM	4.0	41.3
10/15/2015 11:17:00 PM	4.1	40.8
10/15/2015 11:19:00 PM	4.3	45.2
10/15/2015 11:21:00 PM	3.9	41.1
10/15/2015 11:22:00 PM	4.1	41.5
10/15/2015 11:23:00 PM	4.6	46.8
10/15/2015 11:24:00 PM	4.8	45.4
10/15/2015 11:25:00 PM	4.0	42.7
10/15/2015 11:28:00 PM	3.9	40.3
10/15/2015 11:29:00 PM	4.1	40.7
10/15/2015 11:30:00 PM	3.6	41.0
10/15/2015 11:31:00 PM	4.2	41.9
10/15/2015 11:32:00 PM	4.1	47.4
10/15/2015 11:34:00 PM	4.6	46.3
10/15/2015 11:35:00 PM	4.2	42.3
10/15/2015 11:36:00 PM	3.9	48.2
10/15/2015 11:38:00 PM	4.1	43.1
10/15/2015 11:39:00 PM	3.6	39.9
10/15/2015 11:42:00 PM	3.6	41.8
10/15/2015 11:43:00 PM	3.9	46.1
10/15/2015 11:44:00 PM	5.0	49.6
10/15/2015 11:45:00 PM	5.7	50.7
10/15/2015 11:46:00 PM	5.7	51.2
10/15/2015 11:47:00 PM	6.2	50.9

10/15/2015 11:49:00 PM	6.8	53.3
10/15/2015 11:50:00 PM	5.6	47.9
10/15/2015 11:54:00 PM	4.8	44.8
10/15/2015 11:55:00 PM	4.9	50.0
10/15/2015 11:56:00 PM	5.3	47.3
10/15/2015 11:57:00 PM	4.7	48.7
10/15/2015 11:58:00 PM	5.6	49.5
10/15/2015 11:59:00 PM	5.0	46.0
10/16/2015 12:00:00 AM	4.7	46.9
10/16/2015 12:02:00 AM	6.1	50.2
10/16/2015 12:05:00 AM	5.1	45.4
10/16/2015 12:07:00 AM	4.5	43.9
10/16/2015 12:08:00 AM	5.0	45.2
10/16/2015 12:09:00 AM	4.3	41.4
10/16/2015 12:10:00 AM	3.9	40.8
10/16/2015 12:11:00 AM	3.8	41.6
10/16/2015 12:12:00 AM	3.9	44.8
10/16/2015 12:13:00 AM	5.0	48.2
10/16/2015 12:14:00 AM	4.6	47.2
10/16/2015 12:15:00 AM	4.6	44.1
10/16/2015 12:16:00 AM	4.5	44.5
10/16/2015 12:17:00 AM	3.9	44.0
10/16/2015 12:18:00 AM	4.7	48.3
10/16/2015 12:19:00 AM	5.0	46.9
10/16/2015 12:20:00 AM	4.3	43.7
10/16/2015 12:21:00 AM	4.4	45.9
10/16/2015 12:22:00 AM	4.6	44.8
10/16/2015 12:23:00 AM	4.8	46.3
10/16/2015 12:25:00 AM	4.5	45.1
10/16/2015 12:26:00 AM	5.3	46.7
10/16/2015 12:27:00 AM	4.7	45.1
10/16/2015 12:28:00 AM	5.1	47.3
10/16/2015 12:29:00 AM	4.4	45.2
10/16/2015 12:30:00 AM	5.1	47.4
10/16/2015 12:31:00 AM	4.8	45.8
10/16/2015 12:33:00 AM	4.1	42.4
10/16/2015 12:34:00 AM	4.2	43.1
10/16/2015 12:35:00 AM	4.1	44.3
10/16/2015 12:36:00 AM	4.5	45.7
10/16/2015 12:37:00 AM	4.4	45.1
10/16/2015 12:38:00 AM	4.4	46.6
10/16/2015 12:39:00 AM	5.6	48.8
10/16/2015 12:40:00 AM	5.1	47.4
10/16/2015 12:41:00 AM	5.1	46.8
10/16/2015 12:42:00 AM	4.8	44.3
10/16/2015 12:43:00 AM	3.8	43.4
10/16/2015 12:44:00 AM	4.6	46.5
10/16/2015 12:46:00 AM	4.1	42.9
10/16/2015 12:47:00 AM	3.9	43.7
10/16/2015 12:49:00 AM	5.6	47.1
10/16/2015 12:50:00 AM	5.3	46.8
10/16/2015 12:51:00 AM	4.7	44.6
10/16/2015 12:52:00 AM	4.8	44.7
10/16/2015 12:54:00 AM	3.6	41.8
10/16/2015 12:56:00 AM	5.4	46.2

10/16/2015 12:57:00 AM	5.1	48.0
10/16/2015 12:58:00 AM	5.2	44.9
10/16/2015 12:59:00 AM	4.4	46.1
10/16/2015 1:00:00 AM	5.2	46.1
10/16/2015 1:01:00 AM	4.6	47.7
10/16/2015 1:02:00 AM	5.5	47.6
10/16/2015 1:03:00 AM	5.0	47.2
10/16/2015 1:04:00 AM	5.4	47.1
10/16/2015 1:05:00 AM	4.9	44.9
10/16/2015 1:06:00 AM	4.9	46.6
10/16/2015 1:07:00 AM	5.1	46.5
10/16/2015 1:08:00 AM	5.4	48.0
10/16/2015 1:10:00 AM	5.6	49.5
10/16/2015 1:11:00 AM	4.8	46.8
10/16/2015 1:12:00 AM	4.8	46.3
10/16/2015 1:13:00 AM	5.7	50.0
10/16/2015 1:14:00 AM	5.5	49.8
10/16/2015 1:15:00 AM	5.7	49.0
10/16/2015 1:16:00 AM	5.4	49.6
10/16/2015 1:17:00 AM	5.2	46.4
10/16/2015 1:18:00 AM	4.4	44.7
10/16/2015 1:19:00 AM	4.3	45.7
10/16/2015 1:20:00 AM	5.0	45.5
10/16/2015 1:21:00 AM	4.9	46.7
10/16/2015 1:22:00 AM	4.8	47.4
10/16/2015 1:23:00 AM	4.6	45.2
10/16/2015 1:24:00 AM	4.4	49.8
10/16/2015 1:25:00 AM	6.4	51.6
10/16/2015 1:26:00 AM	5.3	50.0
10/16/2015 1:28:00 AM	6.6	53.6
10/16/2015 1:34:00 AM	5.8	49.8
10/16/2015 1:36:00 AM	6.6	52.1
10/16/2015 1:38:00 AM	6.2	52.0
10/16/2015 1:39:00 AM	5.9	50.6
10/16/2015 1:48:00 AM	6.1	52.2
10/16/2015 1:49:00 AM	5.8	49.4
10/16/2015 1:50:00 AM	5.0	46.0
10/16/2015 1:53:00 AM	4.4	45.8
10/16/2015 1:55:00 AM	7.1	52.6
10/16/2015 1:56:00 AM	5.7	49.0
10/16/2015 1:57:00 AM	4.6	46.8
10/16/2015 1:58:00 AM	4.6	46.5
10/16/2015 1:59:00 AM	4.7	45.2
10/16/2015 2:00:00 AM	4.8	45.9
10/16/2015 2:01:00 AM	4.7	44.5
10/16/2015 2:02:00 AM	5.2	48.1
10/16/2015 2:03:00 AM	5.6	50.7
10/16/2015 2:04:00 AM	5.9	50.8
10/16/2015 2:05:00 AM	5.6	48.6
10/16/2015 2:06:00 AM	5.2	47.6
10/16/2015 2:07:00 AM	5.0	45.6
10/16/2015 2:08:00 AM	3.7	41.4
10/16/2015 2:10:00 AM	4.4	45.2
10/16/2015 2:11:00 AM	4.0	44.2
10/16/2015 2:12:00 AM	4.4	44.6

10/16/2015 2:13:00 AM	4.1	42.9
10/16/2015 2:16:00 AM	6.5	50.0
10/16/2015 2:17:00 AM	4.8	45.3
10/16/2015 2:19:00 AM	5.1	45.8
10/16/2015 2:20:00 AM	4.3	44.4
10/16/2015 2:21:00 AM	4.4	46.1
10/16/2015 2:22:00 AM	4.4	46.1
10/16/2015 2:23:00 AM	5.0	48.5
10/16/2015 2:24:00 AM	5.2	47.2
10/16/2015 2:25:00 AM	5.1	46.9
10/16/2015 2:26:00 AM	4.7	44.7
10/16/2015 2:27:00 AM	4.3	43.9
10/16/2015 2:28:00 AM	5.7	52.1
10/16/2015 2:29:00 AM	5.6	48.5
10/16/2015 2:30:00 AM	4.3	45.1
10/16/2015 2:31:00 AM	4.9	47.3
10/16/2015 2:32:00 AM	5.0	45.0
10/16/2015 2:33:00 AM	4.2	44.3
10/16/2015 2:35:00 AM	4.4	46.5
10/16/2015 2:36:00 AM	4.8	46.4
10/16/2015 2:37:00 AM	5.1	49.0
10/16/2015 2:38:00 AM	5.3	47.3
10/16/2015 2:39:00 AM	5.1	44.3
10/16/2015 2:40:00 AM	4.3	43.2
10/16/2015 2:41:00 AM	5.0	47.5
10/16/2015 2:42:00 AM	5.0	46.9
10/16/2015 2:45:00 AM	5.6	50.4
10/16/2015 2:46:00 AM	6.5	52.5
10/16/2015 2:49:00 AM	6.0	49.3
10/16/2015 2:50:00 AM	5.0	49.5
10/16/2015 2:53:00 AM	5.0	48.3
10/16/2015 2:54:00 AM	5.6	48.3
10/16/2015 2:55:00 AM	4.9	45.3
10/16/2015 2:56:00 AM	4.7	44.2
10/16/2015 2:57:00 AM	4.7	46.9
10/16/2015 2:58:00 AM	5.2	46.9
10/16/2015 3:00:00 AM	5.6	48.4
10/16/2015 3:01:00 AM	6.0	52.0
10/16/2015 3:02:00 AM	6.6	52.5
10/16/2015 3:03:00 AM	5.4	47.3
10/16/2015 3:04:00 AM	5.6	50.7
10/16/2015 3:05:00 AM	5.7	48.9
10/16/2015 3:06:00 AM	4.4	44.5
10/16/2015 3:07:00 AM	5.2	48.8
10/16/2015 3:08:00 AM	5.4	50.1
10/16/2015 3:09:00 AM	5.4	47.1
10/16/2015 3:10:00 AM	4.9	44.0
10/16/2015 3:11:00 AM	4.9	42.9
10/16/2015 3:12:00 AM	4.0	44.5
10/16/2015 3:13:00 AM	4.6	44.1
10/16/2015 3:14:00 AM	4.6	43.8
10/16/2015 3:15:00 AM	4.7	45.3
10/16/2015 3:16:00 AM	4.3	42.7
10/16/2015 3:17:00 AM	3.7	42.3
10/16/2015 3:18:00 AM	4.5	44.1

10/16/2015 3:19:00 AM	4.7	45.7
10/16/2015 3:20:00 AM	5.2	48.3
10/16/2015 3:21:00 AM	5.2	45.9
10/16/2015 3:22:00 AM	5.1	47.6
10/16/2015 3:24:00 AM	6.5	53.1
10/16/2015 3:25:00 AM	6.1	48.5
10/16/2015 3:26:00 AM	5.6	50.3
10/16/2015 3:27:00 AM	4.7	44.8
10/16/2015 3:28:00 AM	3.8	45.3
10/16/2015 3:29:00 AM	5.2	49.6
10/16/2015 3:30:00 AM	4.3	43.4
10/16/2015 3:31:00 AM	4.6	49.2
10/16/2015 3:33:00 AM	4.8	45.7
10/16/2015 3:34:00 AM	4.7	47.6
10/16/2015 3:35:00 AM	4.9	44.2
10/16/2015 3:36:00 AM	4.2	43.3
10/16/2015 3:37:00 AM	4.5	46.0
10/16/2015 3:38:00 AM	5.0	45.5
10/16/2015 3:39:00 AM	4.2	42.8
10/16/2015 3:40:00 AM	4.2	43.7
10/16/2015 3:41:00 AM	3.9	43.1
10/16/2015 3:42:00 AM	4.1	44.7
10/16/2015 3:43:00 AM	4.7	45.6
10/16/2015 3:44:00 AM	4.6	43.9
10/16/2015 3:45:00 AM	3.5	41.4
10/16/2015 3:46:00 AM	4.3	45.4
10/16/2015 3:47:00 AM	4.2	45.4
10/16/2015 3:48:00 AM	5.0	43.8
10/16/2015 3:49:00 AM	4.6	48.0
10/16/2015 3:50:00 AM	5.0	44.4
10/16/2015 3:51:00 AM	4.8	47.7
10/16/2015 3:52:00 AM	5.4	49.2
10/16/2015 3:53:00 AM	6.3	50.8
10/16/2015 3:55:00 AM	5.1	48.0
10/16/2015 3:56:00 AM	5.6	47.7
10/16/2015 3:57:00 AM	4.2	43.2
10/16/2015 3:58:00 AM	4.0	41.2
10/16/2015 4:00:00 AM	4.8	49.8
10/16/2015 4:01:00 AM	5.0	45.8
10/16/2015 4:02:00 AM	4.2	43.6
10/16/2015 4:03:00 AM	4.9	48.4
10/16/2015 4:04:00 AM	5.2	46.5
10/16/2015 4:05:00 AM	5.4	48.0
10/16/2015 4:06:00 AM	4.7	45.2
10/16/2015 4:07:00 AM	4.1	42.3
10/16/2015 4:08:00 AM	3.8	43.1
10/16/2015 4:09:00 AM	3.7	43.0
10/16/2015 4:11:00 AM	6.1	49.9
10/16/2015 4:13:00 AM	6.4	51.0
10/16/2015 4:14:00 AM	4.9	46.2
10/16/2015 4:15:00 AM	4.5	47.4
10/16/2015 4:16:00 AM	5.5	47.9
10/16/2015 4:17:00 AM	4.9	43.7
10/16/2015 4:18:00 AM	4.1	43.0
10/16/2015 4:19:00 AM	4.4	43.8

10/16/2015 4:20:00 AM	5.0	45.9
10/16/2015 4:21:00 AM	4.1	42.5
10/16/2015 4:22:00 AM	4.3	40.5
10/16/2015 4:24:00 AM	3.7	40.6
10/16/2015 4:26:00 AM	3.7	43.0
10/16/2015 4:27:00 AM	3.9	41.6
10/16/2015 4:28:00 AM	4.3	43.4
10/16/2015 4:29:00 AM	4.5	46.4
10/16/2015 4:30:00 AM	4.8	42.8
10/16/2015 4:31:00 AM	4.5	42.8
10/16/2015 4:32:00 AM	3.9	41.9
10/16/2015 4:33:00 AM	3.6	41.7
10/16/2015 4:34:00 AM	4.3	43.2
10/16/2015 4:35:00 AM	3.9	44.7
10/16/2015 4:36:00 AM	4.4	43.9
10/16/2015 4:37:00 AM	4.2	42.0
10/16/2015 4:38:00 AM	4.1	40.7
10/16/2015 4:39:00 AM	3.9	43.5
10/16/2015 4:40:00 AM	5.3	46.0
10/16/2015 4:41:00 AM	5.0	45.3
10/16/2015 4:42:00 AM	4.4	44.4
10/16/2015 4:43:00 AM	4.8	46.3
10/16/2015 4:44:00 AM	5.2	44.9
10/16/2015 4:45:00 AM	4.4	42.7
10/16/2015 4:46:00 AM	4.1	40.6
10/16/2015 4:47:00 AM	3.9	40.7
10/16/2015 4:48:00 AM	4.2	41.7
10/16/2015 4:49:00 AM	4.2	40.5
10/16/2015 4:50:00 AM	4.3	43.1
10/16/2015 4:51:00 AM	4.2	42.4
10/16/2015 4:52:00 AM	4.6	44.4
10/16/2015 4:53:00 AM	5.1	44.2
10/16/2015 4:54:00 AM	4.1	42.1
10/16/2015 4:55:00 AM	4.3	46.9
10/16/2015 4:56:00 AM	5.8	46.9
10/16/2015 4:57:00 AM	4.6	44.8
10/16/2015 4:59:00 AM	5.4	42.6
10/16/2015 10:39:00 PM	5.0	48.3
10/16/2015 10:40:00 PM	4.0	42.4
10/16/2015 10:41:00 PM	3.8	42.2
10/16/2015 10:42:00 PM	4.1	49.0
10/16/2015 10:43:00 PM	5.4	47.7
10/16/2015 10:45:00 PM	5.7	48.8
10/16/2015 10:46:00 PM	5.4	44.5
10/16/2015 10:50:00 PM	5.1	51.0
10/16/2015 10:51:00 PM	5.8	48.0
10/16/2015 10:55:00 PM	6.0	51.5
10/16/2015 10:56:00 PM	5.3	48.9
10/16/2015 10:58:00 PM	4.2	48.3
10/16/2015 10:59:00 PM	5.2	45.5
10/16/2015 11:00:00 PM	4.2	43.0
10/16/2015 11:01:00 PM	3.9	42.2
10/16/2015 11:02:00 PM	4.0	41.0
10/16/2015 11:06:00 PM	5.2	44.5
10/16/2015 11:07:00 PM	4.8	45.8

10/16/2015 11:08:00 PM	3.9	42.9
10/16/2015 11:09:00 PM	3.8	49.9
10/16/2015 11:12:00 PM	6.6	53.0
10/16/2015 11:13:00 PM	5.9	51.1
10/16/2015 11:17:00 PM	5.9	51.0
10/16/2015 11:18:00 PM	6.3	51.0
10/16/2015 11:22:00 PM	5.6	47.1
10/16/2015 11:23:00 PM	5.3	50.6
10/16/2015 11:25:00 PM	6.0	49.9
10/16/2015 11:26:00 PM	4.9	45.2
10/16/2015 11:27:00 PM	5.0	47.2
10/16/2015 11:28:00 PM	5.4	48.3
10/16/2015 11:35:00 PM	6.1	49.4
10/16/2015 11:46:00 PM	6.8	53.3
10/16/2015 11:47:00 PM	6.7	52.9
10/16/2015 11:48:00 PM	6.3	51.9
10/16/2015 11:50:00 PM	6.2	48.0
10/16/2015 11:51:00 PM	5.7	49.5
10/16/2015 11:52:00 PM	5.1	46.6
10/16/2015 11:53:00 PM	5.7	49.6
10/16/2015 11:56:00 PM	5.9	51.9
10/17/2015 12:01:00 AM	4.8	43.6
10/17/2015 12:02:00 AM	4.7	44.1
10/17/2015 12:08:00 AM	5.1	44.5
10/17/2015 12:09:00 AM	4.8	46.9
10/17/2015 12:10:00 AM	5.5	48.7
10/17/2015 12:11:00 AM	5.2	48.1
10/17/2015 12:12:00 AM	4.7	48.2
10/17/2015 12:13:00 AM	5.0	46.3
10/17/2015 12:14:00 AM	4.0	40.5
10/17/2015 12:15:00 AM	4.0	46.3
10/17/2015 12:16:00 AM	5.7	50.8
10/17/2015 12:17:00 AM	5.5	48.3
10/17/2015 12:18:00 AM	4.7	44.9
10/17/2015 12:21:00 AM	6.1	50.6
10/17/2015 12:23:00 AM	6.8	53.1
10/17/2015 12:24:00 AM	6.2	51.7
10/17/2015 12:25:00 AM	5.6	49.1
10/17/2015 12:26:00 AM	6.7	53.0
10/17/2015 12:28:00 AM	6.2	49.3
10/17/2015 12:29:00 AM	5.8	48.6
10/17/2015 12:30:00 AM	5.6	48.3
10/17/2015 12:32:00 AM	5.6	46.2
10/17/2015 12:33:00 AM	5.0	43.6
10/17/2015 12:34:00 AM	4.5	48.8
10/17/2015 12:35:00 AM	5.3	49.7
10/17/2015 12:37:00 AM	5.2	50.5
10/17/2015 12:41:00 AM	5.4	47.7
10/17/2015 12:42:00 AM	5.3	49.0
10/17/2015 12:44:00 AM	6.4	50.9
10/17/2015 12:47:00 AM	6.6	52.9
10/17/2015 12:49:00 AM	6.7	51.5
10/17/2015 12:50:00 AM	6.4	51.4
10/17/2015 12:51:00 AM	5.8	51.7
10/17/2015 12:52:00 AM	5.7	46.5

10/17/2015 12:53:00 AM	5.7	50.1
10/17/2015 12:56:00 AM	5.6	49.4
10/17/2015 12:57:00 AM	4.4	42.8
10/17/2015 12:58:00 AM	3.8	41.9
10/17/2015 12:59:00 AM	3.9	42.0
10/17/2015 1:00:00 AM	4.8	46.6
10/17/2015 1:04:00 AM	5.3	49.3
10/17/2015 1:05:00 AM	5.3	47.5
10/17/2015 1:06:00 AM	5.5	50.7
10/17/2015 1:10:00 AM	6.4	50.7
10/17/2015 1:11:00 AM	6.1	50.1
10/17/2015 1:12:00 AM	4.8	43.1
10/17/2015 1:13:00 AM	3.9	43.2
10/17/2015 1:14:00 AM	5.8	49.4
10/17/2015 1:15:00 AM	4.9	44.9
10/17/2015 1:16:00 AM	5.7	48.0
10/17/2015 1:17:00 AM	4.2	45.0
10/17/2015 1:18:00 AM	5.1	47.8
10/17/2015 1:19:00 AM	5.2	48.4
10/17/2015 1:20:00 AM	5.1	50.1
10/17/2015 1:21:00 AM	6.4	51.7
10/17/2015 1:22:00 AM	6.1	51.1
10/17/2015 1:23:00 AM	5.6	51.6
10/17/2015 1:24:00 AM	5.7	47.2
10/17/2015 1:25:00 AM	5.5	50.6
10/17/2015 1:28:00 AM	4.5	43.9
10/17/2015 1:29:00 AM	4.6	44.2
10/17/2015 1:30:00 AM	4.1	47.6
10/17/2015 1:31:00 AM	5.7	50.1
10/17/2015 1:32:00 AM	6.0	51.3
10/17/2015 1:33:00 AM	6.3	51.4
10/17/2015 1:34:00 AM	5.5	49.6
10/17/2015 1:39:00 AM	6.2	50.7
10/17/2015 1:42:00 AM	3.7	49.4
10/17/2015 1:43:00 AM	6.5	51.2
10/17/2015 1:44:00 AM	5.8	48.2
10/18/2015 3:53:00 AM	5.7	48.5
10/18/2015 3:54:00 AM	5.5	48.2
10/18/2015 3:55:00 AM	5.7	50.0
10/18/2015 3:56:00 AM	5.7	48.0
10/18/2015 3:57:00 AM	5.0	45.7
10/18/2015 3:58:00 AM	4.6	42.9
10/18/2015 3:59:00 AM	5.5	49.1
10/18/2015 4:00:00 AM	5.7	48.4
10/18/2015 4:01:00 AM	5.0	45.3
10/18/2015 4:02:00 AM	5.2	49.0
10/18/2015 4:03:00 AM	5.5	49.5
10/18/2015 4:04:00 AM	6.0	48.6
10/18/2015 4:06:00 AM	5.2	46.9
10/18/2015 4:07:00 AM	4.9	45.6
10/18/2015 4:08:00 AM	5.2	43.9
10/18/2015 4:09:00 AM	5.0	46.1
10/18/2015 4:10:00 AM	5.1	46.0
10/18/2015 4:15:00 AM	5.7	48.3
10/18/2015 4:17:00 AM	6.9	53.7

10/18/2015 4:18:00 AM	6.2	50.8
10/18/2015 4:19:00 AM	5.2	45.4
10/18/2015 4:21:00 AM	5.6	47.8
10/18/2015 4:24:00 AM	5.9	51.7
10/18/2015 4:25:00 AM	6.7	51.9
10/18/2015 4:30:00 AM	6.1	50.9
10/18/2015 4:31:00 AM	6.1	51.5
10/18/2015 4:32:00 AM	6.2	51.4
10/18/2015 4:33:00 AM	5.9	49.1
10/18/2015 4:34:00 AM	5.7	48.7
10/18/2015 4:36:00 AM	7.1	54.3
10/18/2015 4:39:00 AM	6.8	52.9
10/18/2015 4:40:00 AM	5.1	46.7
10/18/2015 4:41:00 AM	5.4	48.5
10/18/2015 4:44:00 AM	6.2	49.5
10/18/2015 4:48:00 AM	7.1	53.4
10/18/2015 4:51:00 AM	6.6	51.8
10/18/2015 4:54:00 AM	7.0	53.8
10/18/2015 4:57:00 AM	6.8	53.3
10/19/2015 2:08:00 AM	3.5	37.6
10/19/2015 2:12:00 AM	3.5	38.2
10/19/2015 2:13:00 AM	3.8	38.3
10/19/2015 2:17:00 AM	3.5	37.9
10/19/2015 2:21:00 AM	3.6	38.6
10/19/2015 2:22:00 AM	3.5	38.8
10/19/2015 2:24:00 AM	3.8	39.2
10/19/2015 2:25:00 AM	3.8	39.2
10/19/2015 2:26:00 AM	3.9	39.7
10/19/2015 2:27:00 AM	4.1	40.0
10/19/2015 2:28:00 AM	3.7	40.2
10/19/2015 2:29:00 AM	3.8	39.6
10/19/2015 2:34:00 AM	3.7	40.9
10/19/2015 2:36:00 AM	3.5	40.0
10/19/2015 2:37:00 AM	3.8	40.8
10/19/2015 2:38:00 AM	3.9	39.7
10/19/2015 2:39:00 AM	3.9	40.8
10/19/2015 2:40:00 AM	4.7	41.3
10/19/2015 2:41:00 AM	4.2	40.9
10/19/2015 2:43:00 AM	4.1	40.8
10/19/2015 2:44:00 AM	4.0	41.3
10/19/2015 2:45:00 AM	4.3	40.9
10/19/2015 2:46:00 AM	3.9	40.4
10/19/2015 2:47:00 AM	3.7	40.8
10/19/2015 2:48:00 AM	3.7	40.4
10/19/2015 2:49:00 AM	3.8	40.2
10/19/2015 2:50:00 AM	3.9	43.5
10/19/2015 2:52:00 AM	3.8	42.4
10/19/2015 2:54:00 AM	3.5	40.5
10/19/2015 4:41:00 AM	3.5	40.8
10/19/2015 4:42:00 AM	3.7	40.4
10/19/2015 4:53:00 AM	3.6	40.9
10/19/2015 4:58:00 AM	3.7	42.1
10/19/2015 10:24:00 PM	7.2	54.3
10/19/2015 10:28:00 PM	6.9	53.6
10/19/2015 10:29:00 PM	6.6	53.8

10/19/2015 10:30:00 PM	6.9	53.1
10/19/2015 10:31:00 PM	6.6	52.7
10/19/2015 10:32:00 PM	6.9	53.1
10/19/2015 10:33:00 PM	6.3	51.9
10/19/2015 10:34:00 PM	6.7	52.3
10/19/2015 10:35:00 PM	6.0	51.8
10/19/2015 10:36:00 PM	6.6	53.9
10/19/2015 10:38:00 PM	6.8	54.3
10/19/2015 10:39:00 PM	7.0	53.6
10/19/2015 10:40:00 PM	6.4	50.3
10/19/2015 10:41:00 PM	6.4	50.8
10/19/2015 10:42:00 PM	6.0	49.1
10/19/2015 10:43:00 PM	5.5	49.4
10/19/2015 10:45:00 PM	6.6	51.0
10/19/2015 10:47:00 PM	6.3	51.5
10/19/2015 10:48:00 PM	7.3	54.5
10/19/2015 10:52:00 PM	6.7	53.3
10/19/2015 10:53:00 PM	6.4	50.7
10/19/2015 10:58:00 PM	6.3	50.3
10/19/2015 11:01:00 PM	5.7	51.2
10/19/2015 11:02:00 PM	7.2	54.3
10/19/2015 11:03:00 PM	6.6	51.2
10/19/2015 11:04:00 PM	7.0	54.1
10/19/2015 11:06:00 PM	7.0	53.5
10/19/2015 11:07:00 PM	6.6	53.2
10/19/2015 11:10:00 PM	5.5	49.1
10/19/2015 11:11:00 PM	6.2	49.4
10/19/2015 11:12:00 PM	5.8	51.2
10/19/2015 11:16:00 PM	6.3	51.3
10/19/2015 11:19:00 PM	6.4	51.0
10/19/2015 11:21:00 PM	6.3	49.2
10/19/2015 11:22:00 PM	6.4	52.0
10/19/2015 11:25:00 PM	5.8	47.8
10/19/2015 11:26:00 PM	5.2	46.4
10/19/2015 11:28:00 PM	6.7	51.7
10/19/2015 11:29:00 PM	5.9	49.0
10/19/2015 11:30:00 PM	5.7	48.9
10/19/2015 11:32:00 PM	5.4	47.0
10/19/2015 11:33:00 PM	5.2	45.3
10/19/2015 11:35:00 PM	5.3	47.2
10/19/2015 11:36:00 PM	5.4	47.9
10/19/2015 11:37:00 PM	6.3	50.4
10/19/2015 11:38:00 PM	5.3	47.0
10/19/2015 11:39:00 PM	6.0	48.2
10/19/2015 11:40:00 PM	5.5	49.7
10/19/2015 11:41:00 PM	5.6	46.9
10/19/2015 11:42:00 PM	6.2	50.9
10/19/2015 11:43:00 PM	5.7	47.8
10/19/2015 11:46:00 PM	5.6	48.4
10/19/2015 11:47:00 PM	5.5	47.4
10/19/2015 11:48:00 PM	6.3	50.7
10/19/2015 11:49:00 PM	6.5	53.0
10/19/2015 11:50:00 PM	5.1	45.2
10/19/2015 11:51:00 PM	5.7	47.0
10/19/2015 11:53:00 PM	5.5	47.3

10/19/2015 11:54:00 PM	6.0	49.4
10/19/2015 11:55:00 PM	4.9	47.4
10/19/2015 11:56:00 PM	5.5	48.0
10/19/2015 11:57:00 PM	5.4	46.0
10/19/2015 11:58:00 PM	6.0	47.6
10/19/2015 11:59:00 PM	5.8	49.4
10/20/2015 12:00:00 AM	5.4	48.0
10/20/2015 12:01:00 AM	6.1	48.2
10/20/2015 12:02:00 AM	5.9	49.7
10/20/2015 12:03:00 AM	5.8	48.0
10/20/2015 12:04:00 AM	5.7	48.5
10/20/2015 12:05:00 AM	6.0	48.4
10/20/2015 12:06:00 AM	5.2	47.5
10/20/2015 12:07:00 AM	5.7	47.4
10/20/2015 12:08:00 AM	5.0	44.7
10/20/2015 12:09:00 AM	4.6	43.5
10/20/2015 12:10:00 AM	4.9	43.8
10/20/2015 12:11:00 AM	4.8	46.3
10/20/2015 12:12:00 AM	5.6	47.9
10/20/2015 12:13:00 AM	5.4	45.8
10/20/2015 12:14:00 AM	4.4	43.0
10/20/2015 12:15:00 AM	5.3	47.3
10/20/2015 12:16:00 AM	4.6	42.9
10/20/2015 12:17:00 AM	5.1	46.2
10/20/2015 12:18:00 AM	4.8	43.6
10/20/2015 12:19:00 AM	5.4	46.9
10/20/2015 12:20:00 AM	4.6	42.3
10/20/2015 12:21:00 AM	4.6	44.1
10/20/2015 12:22:00 AM	5.1	44.2
10/20/2015 12:23:00 AM	4.9	44.3
10/20/2015 12:24:00 AM	4.9	45.5
10/20/2015 12:25:00 AM	5.1	44.6
10/20/2015 12:26:00 AM	5.2	46.3
10/20/2015 12:27:00 AM	4.3	41.9
10/20/2015 12:28:00 AM	4.6	43.4
10/20/2015 12:29:00 AM	4.6	44.8
10/20/2015 12:30:00 AM	5.4	46.3
10/20/2015 12:31:00 AM	5.2	44.8
10/20/2015 12:32:00 AM	5.1	45.7
10/20/2015 12:33:00 AM	4.8	43.7
10/20/2015 12:34:00 AM	4.6	44.5
10/20/2015 12:35:00 AM	4.7	44.3
10/20/2015 12:36:00 AM	4.8	43.5
10/20/2015 12:37:00 AM	4.5	43.3
10/20/2015 12:38:00 AM	4.6	43.3
10/20/2015 12:39:00 AM	4.6	42.9
10/20/2015 12:40:00 AM	4.7	43.9
10/20/2015 12:41:00 AM	5.4	46.1
10/20/2015 12:42:00 AM	4.8	44.5
10/20/2015 12:43:00 AM	4.6	44.3
10/20/2015 12:44:00 AM	5.1	44.9
10/20/2015 12:45:00 AM	4.5	42.8
10/20/2015 12:46:00 AM	4.8	44.9
10/20/2015 12:47:00 AM	5.2	45.8
10/20/2015 12:48:00 AM	4.9	44.6

10/20/2015 12:49:00 AM	4.7	43.8
10/20/2015 12:50:00 AM	5.2	46.1
10/20/2015 12:51:00 AM	4.5	42.1
10/20/2015 12:52:00 AM	4.5	42.1
10/20/2015 12:53:00 AM	4.6	44.1
10/20/2015 12:54:00 AM	4.7	43.7
10/20/2015 12:55:00 AM	5.2	44.1
10/20/2015 12:56:00 AM	4.4	44.0
10/20/2015 12:57:00 AM	4.9	43.9
10/20/2015 12:58:00 AM	4.4	42.3
10/20/2015 12:59:00 AM	5.3	46.3
10/20/2015 1:00:00 AM	4.7	43.4
10/20/2015 1:01:00 AM	4.6	44.1
10/20/2015 1:02:00 AM	5.6	45.8
10/20/2015 1:03:00 AM	4.9	44.7
10/20/2015 1:04:00 AM	4.2	42.9
10/20/2015 1:05:00 AM	4.2	43.2
10/20/2015 1:06:00 AM	4.9	44.5
10/20/2015 1:07:00 AM	4.6	42.0
10/20/2015 1:08:00 AM	4.3	42.2
10/20/2015 1:09:00 AM	4.4	41.8
10/20/2015 1:10:00 AM	3.9	41.5
10/20/2015 1:11:00 AM	3.9	40.5
10/20/2015 1:12:00 AM	4.2	41.9
10/20/2015 1:13:00 AM	4.5	43.6
10/20/2015 1:14:00 AM	4.0	41.4
10/20/2015 1:15:00 AM	3.9	40.6
10/20/2015 1:18:00 AM	3.5	39.0
10/20/2015 1:19:00 AM	3.8	39.3
10/20/2015 1:20:00 AM	3.5	39.7
10/20/2015 1:22:00 AM	3.5	39.1
10/20/2015 1:28:00 AM	4.0	39.6
10/20/2015 1:29:00 AM	3.5	37.8
10/20/2015 1:32:00 AM	3.5	37.3
10/20/2015 1:40:00 AM	3.6	37.5
10/20/2015 1:41:00 AM	3.6	37.9
10/20/2015 1:42:00 AM	3.5	37.6
10/20/2015 1:44:00 AM	3.8	38.7
10/20/2015 1:45:00 AM	3.6	37.9
10/20/2015 1:46:00 AM	3.7	37.6
10/20/2015 1:48:00 AM	3.9	38.4
10/20/2015 1:49:00 AM	3.7	37.8
10/20/2015 1:53:00 AM	3.8	38.0
10/20/2015 2:12:00 AM	4.2	40.2
10/20/2015 2:13:00 AM	4.3	41.4
10/20/2015 2:14:00 AM	4.0	41.2
10/20/2015 2:15:00 AM	4.2	41.4
10/20/2015 2:16:00 AM	4.1	40.8
10/20/2015 2:17:00 AM	3.5	40.1
10/20/2015 2:18:00 AM	3.7	39.7
10/20/2015 2:42:00 AM	3.6	39.7
10/20/2015 3:02:00 AM	3.6	39.5
10/20/2015 3:08:00 AM	3.6	40.7
10/20/2015 3:14:00 AM	3.6	40.5
10/20/2015 3:15:00 AM	4.0	41.1

10/20/2015 3:16:00 AM	3.6	40.5
10/20/2015 3:17:00 AM	3.9	41.0
10/20/2015 3:19:00 AM	3.6	40.6
10/20/2015 3:20:00 AM	3.6	40.4
10/20/2015 3:21:00 AM	3.7	41.3
10/20/2015 3:22:00 AM	4.2	42.7
10/20/2015 3:23:00 AM	4.1	42.5
10/20/2015 3:24:00 AM	4.1	41.8
10/20/2015 3:25:00 AM	3.8	41.4
10/20/2015 3:26:00 AM	3.7	41.3
10/20/2015 3:27:00 AM	3.9	41.2
10/20/2015 3:28:00 AM	3.9	42.3
10/20/2015 3:29:00 AM	3.9	41.5
10/20/2015 3:30:00 AM	4.2	43.0
10/20/2015 3:31:00 AM	4.6	42.9
10/20/2015 3:32:00 AM	4.3	43.6
10/20/2015 3:33:00 AM	4.2	42.3
10/20/2015 3:34:00 AM	4.0	41.1
10/20/2015 3:36:00 AM	3.8	42.5
10/20/2015 3:37:00 AM	4.2	42.5
10/20/2015 3:38:00 AM	3.7	41.4
10/20/2015 3:39:00 AM	4.0	41.6
10/20/2015 3:41:00 AM	4.2	42.6
10/20/2015 3:43:00 AM	3.8	42.2
10/20/2015 3:44:00 AM	3.8	41.9
10/20/2015 3:45:00 AM	3.7	41.9
10/20/2015 3:46:00 AM	4.2	42.5
10/20/2015 3:49:00 AM	3.8	43.1
10/20/2015 3:53:00 AM	3.6	41.5
10/20/2015 3:55:00 AM	4.6	43.0
10/20/2015 3:56:00 AM	4.6	44.1
10/20/2015 3:57:00 AM	3.9	41.4
10/20/2015 3:58:00 AM	4.3	42.2
10/20/2015 3:59:00 AM	3.8	41.3
10/20/2015 4:00:00 AM	4.4	42.7
10/20/2015 4:01:00 AM	4.2	41.5
10/20/2015 4:02:00 AM	4.1	41.5
10/20/2015 4:03:00 AM	4.3	42.1
10/20/2015 4:04:00 AM	4.5	43.9
10/20/2015 4:05:00 AM	4.6	42.8
10/20/2015 4:06:00 AM	4.4	43.8
10/20/2015 4:07:00 AM	4.0	41.3
10/20/2015 4:08:00 AM	4.2	42.7
10/20/2015 4:09:00 AM	4.7	43.1
10/20/2015 4:10:00 AM	4.4	43.9
10/20/2015 4:11:00 AM	4.8	44.5
10/20/2015 4:12:00 AM	4.4	42.8
10/20/2015 4:13:00 AM	4.8	45.4
10/20/2015 4:14:00 AM	4.4	42.8
10/20/2015 4:15:00 AM	4.2	42.2
10/20/2015 4:16:00 AM	4.2	42.1
10/20/2015 4:17:00 AM	4.8	44.2
10/20/2015 4:18:00 AM	4.7	43.7
10/20/2015 4:19:00 AM	4.1	42.8
10/20/2015 4:20:00 AM	4.8	43.3

10/20/2015 4:21:00 AM	5.1	45.2
10/20/2015 4:22:00 AM	3.9	41.6
10/20/2015 4:23:00 AM	4.8	43.7
10/20/2015 4:24:00 AM	5.0	43.9
10/20/2015 4:25:00 AM	5.5	47.4
10/20/2015 4:26:00 AM	4.7	45.3
10/20/2015 4:27:00 AM	5.7	48.6
10/20/2015 4:28:00 AM	5.5	51.1
10/20/2015 4:30:00 AM	5.6	48.7
10/20/2015 4:31:00 AM	5.5	47.4
10/20/2015 4:32:00 AM	5.4	47.4
10/20/2015 4:33:00 AM	4.9	45.3
10/20/2015 4:34:00 AM	5.7	48.1
10/20/2015 4:35:00 AM	4.6	45.2
10/20/2015 4:36:00 AM	5.6	47.2
10/20/2015 4:37:00 AM	5.2	46.0
10/20/2015 4:38:00 AM	5.7	49.0
10/20/2015 4:39:00 AM	4.5	43.4
10/20/2015 4:40:00 AM	5.2	46.7
10/20/2015 4:41:00 AM	5.2	45.4
10/20/2015 4:42:00 AM	4.6	45.8
10/20/2015 4:43:00 AM	5.0	44.6
10/20/2015 4:44:00 AM	4.9	45.1
10/20/2015 4:45:00 AM	4.7	44.5
10/20/2015 4:46:00 AM	4.8	46.3
10/20/2015 4:47:00 AM	4.7	44.3
10/20/2015 4:48:00 AM	4.8	44.1
10/20/2015 4:49:00 AM	5.2	45.4
10/20/2015 4:50:00 AM	5.1	46.3
10/20/2015 4:51:00 AM	4.6	44.7
10/20/2015 4:52:00 AM	4.0	42.8
10/20/2015 4:53:00 AM	4.6	43.8
10/20/2015 4:54:00 AM	4.9	45.3
10/20/2015 4:55:00 AM	4.5	44.7
10/20/2015 4:56:00 AM	5.2	45.5
10/20/2015 4:57:00 AM	5.0	45.5
10/21/2015 10:03:00 PM	6.1	51.7
10/21/2015 10:05:00 PM	6.7	52.7
10/21/2015 10:07:00 PM	6.6	54.3
10/21/2015 10:10:00 PM	7.5	54.2
10/21/2015 10:14:00 PM	6.8	53.9
10/21/2015 10:17:00 PM	6.2	52.3
10/21/2015 10:19:00 PM	6.9	54.0
10/21/2015 10:25:00 PM	6.9	54.2
10/21/2015 10:30:00 PM	7.2	54.4
10/21/2015 10:31:00 PM	7.1	54.0
10/21/2015 10:32:00 PM	6.6	53.7
10/21/2015 10:34:00 PM	6.6	53.8
10/21/2015 11:04:00 PM	7.0	53.5
10/21/2015 11:05:00 PM	6.6	52.9
10/21/2015 11:11:00 PM	6.8	53.1
10/21/2015 11:19:00 PM	6.7	52.9
10/21/2015 11:23:00 PM	6.8	53.4
10/21/2015 11:30:00 PM	6.9	53.7
10/21/2015 11:33:00 PM	7.0	54.5

10/21/2015 11:39:00 PM	7.0	54.0
10/21/2015 11:41:00 PM	7.2	54.2
10/21/2015 11:44:00 PM	7.1	54.2
10/21/2015 11:45:00 PM	7.0	53.8
10/21/2015 11:46:00 PM	7.0	53.8
10/21/2015 11:48:00 PM	7.0	52.4
10/21/2015 11:52:00 PM	7.1	54.4
10/21/2015 11:55:00 PM	6.4	51.8
10/21/2015 11:57:00 PM	6.7	52.3
10/22/2015 12:01:00 AM	7.0	53.7
10/22/2015 12:13:00 AM	6.7	53.9
10/22/2015 12:25:00 AM	7.0	53.3
10/22/2015 12:29:00 AM	7.4	52.7
10/22/2015 12:30:00 AM	5.9	49.7
10/22/2015 12:31:00 AM	6.3	49.9
10/22/2015 12:37:00 AM	7.0	54.2
10/22/2015 12:38:00 AM	7.4	53.7
10/22/2015 12:39:00 AM	6.6	54.1
10/22/2015 12:41:00 AM	7.0	53.2
10/22/2015 12:42:00 AM	7.1	52.8
10/22/2015 12:44:00 AM	6.6	51.4
10/22/2015 12:45:00 AM	6.9	51.5
10/22/2015 12:48:00 AM	6.7	53.0
10/22/2015 12:50:00 AM	7.3	52.4
10/22/2015 12:51:00 AM	6.0	50.6
10/22/2015 12:52:00 AM	6.6	53.2
10/22/2015 12:55:00 AM	6.1	50.0
10/22/2015 12:56:00 AM	6.0	49.4
10/22/2015 12:57:00 AM	5.3	50.5
10/22/2015 12:58:00 AM	7.4	53.5
10/22/2015 12:59:00 AM	6.4	49.8
10/22/2015 1:00:00 AM	5.1	47.1
10/22/2015 1:06:00 AM	5.8	49.8
10/22/2015 1:07:00 AM	6.6	52.7
10/22/2015 1:09:00 AM	6.7	50.8
10/22/2015 1:11:00 AM	5.6	49.2
10/22/2015 1:12:00 AM	6.3	49.9
10/22/2015 1:15:00 AM	6.6	52.5
10/22/2015 1:16:00 AM	6.9	53.1
10/22/2015 1:17:00 AM	6.1	49.2
10/22/2015 1:18:00 AM	6.1	51.0
10/22/2015 1:19:00 AM	6.2	52.1
10/22/2015 1:20:00 AM	5.9	48.8
10/22/2015 1:21:00 AM	6.0	50.1
10/22/2015 1:22:00 AM	5.6	50.0
10/22/2015 1:23:00 AM	6.6	52.3
10/22/2015 1:24:00 AM	6.6	50.8
10/22/2015 1:25:00 AM	5.7	46.6
10/22/2015 1:26:00 AM	4.9	46.5
10/22/2015 1:27:00 AM	6.6	51.5
10/22/2015 1:28:00 AM	6.3	49.2
10/22/2015 1:29:00 AM	5.8	48.7
10/22/2015 1:30:00 AM	6.7	53.2
10/22/2015 1:31:00 AM	5.2	46.1
10/22/2015 1:32:00 AM	5.9	48.7

10/22/2015 1:33:00 AM	5.6	49.8
10/22/2015 1:34:00 AM	6.2	49.9
10/22/2015 1:35:00 AM	5.4	46.7
10/22/2015 1:36:00 AM	5.7	49.0
10/22/2015 1:37:00 AM	6.4	50.7
10/22/2015 1:38:00 AM	5.3	45.5
10/22/2015 1:39:00 AM	5.2	46.2
10/22/2015 1:40:00 AM	5.3	47.1
10/22/2015 1:41:00 AM	6.4	50.4
10/22/2015 1:42:00 AM	5.7	47.3
10/22/2015 1:43:00 AM	6.1	49.5
10/22/2015 1:44:00 AM	5.1	44.5
10/22/2015 1:45:00 AM	5.1	44.8
10/22/2015 1:46:00 AM	5.0	45.2
10/22/2015 1:47:00 AM	5.4	44.9
10/22/2015 1:48:00 AM	5.5	46.6
10/22/2015 1:49:00 AM	5.0	44.3
10/22/2015 1:50:00 AM	5.0	44.1
10/22/2015 1:51:00 AM	5.4	46.5
10/22/2015 1:52:00 AM	5.7	46.6
10/22/2015 1:53:00 AM	4.6	44.4
10/22/2015 1:54:00 AM	5.2	45.2
10/22/2015 1:55:00 AM	4.7	42.8
10/22/2015 1:56:00 AM	5.5	48.1
10/22/2015 1:57:00 AM	6.6	52.0
10/22/2015 1:58:00 AM	4.9	43.9
10/22/2015 1:59:00 AM	5.7	47.3
10/22/2015 2:00:00 AM	5.3	45.2
10/22/2015 2:01:00 AM	4.6	43.8
10/22/2015 2:02:00 AM	4.6	42.1
10/22/2015 2:03:00 AM	5.1	45.7
10/22/2015 2:04:00 AM	4.8	42.0
10/22/2015 2:06:00 AM	4.6	41.7
10/22/2015 2:07:00 AM	4.5	42.5
10/22/2015 2:08:00 AM	4.0	42.2
10/22/2015 2:09:00 AM	4.7	43.2
10/22/2015 2:10:00 AM	4.8	41.8
10/22/2015 2:11:00 AM	4.2	42.0
10/22/2015 2:12:00 AM	4.1	40.7
10/22/2015 2:13:00 AM	4.6	42.5
10/22/2015 2:14:00 AM	4.7	43.4
10/22/2015 2:15:00 AM	4.8	43.6
10/22/2015 2:16:00 AM	4.2	41.5
10/22/2015 2:17:00 AM	4.7	42.8
10/22/2015 2:18:00 AM	4.9	44.9
10/22/2015 2:19:00 AM	3.9	40.6
10/22/2015 2:20:00 AM	4.3	42.0
10/22/2015 2:21:00 AM	4.2	40.8
10/22/2015 2:22:00 AM	4.0	40.4
10/22/2015 2:23:00 AM	3.9	40.7
10/22/2015 2:24:00 AM	4.1	41.2
10/22/2015 2:25:00 AM	4.9	45.0
10/22/2015 2:26:00 AM	5.4	45.5
10/22/2015 2:27:00 AM	5.2	45.6
10/22/2015 2:28:00 AM	4.9	45.3

10/22/2015 2:29:00 AM	5.1	44.5
10/22/2015 2:30:00 AM	4.1	43.0
10/22/2015 2:31:00 AM	5.1	44.9
10/22/2015 2:32:00 AM	5.3	45.4
10/22/2015 2:33:00 AM	5.6	46.7
10/22/2015 2:34:00 AM	5.2	43.8
10/22/2015 2:35:00 AM	4.9	44.1
10/22/2015 2:36:00 AM	5.2	46.8
10/22/2015 2:37:00 AM	5.4	44.7
10/22/2015 2:38:00 AM	4.6	43.1
10/22/2015 2:39:00 AM	5.1	45.5
10/22/2015 2:40:00 AM	4.5	43.6
10/22/2015 2:41:00 AM	4.8	43.4
10/22/2015 2:42:00 AM	5.2	46.0
10/22/2015 2:43:00 AM	5.8	46.3
10/22/2015 2:44:00 AM	5.5	46.3
10/22/2015 2:45:00 AM	5.2	43.6
10/22/2015 2:46:00 AM	4.7	44.5
10/22/2015 2:47:00 AM	4.8	41.8
10/22/2015 2:48:00 AM	4.3	41.3
10/22/2015 2:49:00 AM	3.8	41.5
10/22/2015 2:50:00 AM	4.5	42.1
10/22/2015 2:51:00 AM	4.1	40.8
10/22/2015 2:52:00 AM	4.4	42.3
10/22/2015 2:53:00 AM	3.5	40.7
10/22/2015 2:54:00 AM	3.7	40.1
10/22/2015 2:56:00 AM	3.7	40.1
10/22/2015 2:57:00 AM	3.6	39.5
10/22/2015 2:59:00 AM	4.2	43.2
10/22/2015 3:00:00 AM	4.0	40.3
10/22/2015 3:01:00 AM	4.0	40.2
10/22/2015 3:02:00 AM	3.6	40.5
10/22/2015 3:03:00 AM	3.7	39.8
10/22/2015 3:04:00 AM	3.5	40.7
10/22/2015 3:05:00 AM	3.6	40.4
10/22/2015 3:06:00 AM	4.0	40.5
10/22/2015 3:07:00 AM	4.0	40.4
10/22/2015 3:08:00 AM	4.0	40.9
10/22/2015 3:09:00 AM	3.8	40.4
10/22/2015 3:10:00 AM	3.6	40.6
10/22/2015 3:11:00 AM	4.2	41.4
10/22/2015 3:12:00 AM	3.9	41.4
10/22/2015 3:13:00 AM	4.7	43.3
10/22/2015 3:14:00 AM	4.7	43.4
10/22/2015 3:16:00 AM	4.0	41.1
10/22/2015 3:18:00 AM	3.9	41.6
10/22/2015 3:19:00 AM	4.6	44.1
10/22/2015 3:20:00 AM	4.1	41.2
10/22/2015 3:21:00 AM	4.4	43.8
10/22/2015 3:23:00 AM	4.7	44.7
10/22/2015 3:24:00 AM	3.9	41.7
10/22/2015 3:25:00 AM	4.0	40.7
10/22/2015 3:26:00 AM	4.8	44.1
10/22/2015 3:27:00 AM	3.8	41.0
10/22/2015 3:28:00 AM	4.1	41.8

10/22/2015 3:29:00 AM	4.1	42.1
10/22/2015 3:30:00 AM	4.8	43.7
10/22/2015 3:31:00 AM	4.9	44.5
10/22/2015 3:32:00 AM	4.3	43.2
10/22/2015 3:33:00 AM	5.3	44.8
10/22/2015 3:34:00 AM	4.9	44.8
10/22/2015 3:35:00 AM	5.8	48.4
10/22/2015 3:36:00 AM	4.7	42.3
10/22/2015 3:37:00 AM	4.5	44.2
10/22/2015 3:38:00 AM	6.0	48.0
10/22/2015 3:39:00 AM	4.6	44.6
10/22/2015 3:41:00 AM	4.8	43.8
10/22/2015 3:42:00 AM	4.4	41.6
10/22/2015 3:43:00 AM	5.0	44.2
10/22/2015 3:44:00 AM	4.5	44.1
10/22/2015 3:45:00 AM	4.4	42.1
10/22/2015 3:46:00 AM	4.5	44.5
10/22/2015 3:47:00 AM	5.3	45.0
10/22/2015 3:48:00 AM	4.8	43.5
10/22/2015 3:49:00 AM	4.7	44.0
10/22/2015 3:50:00 AM	4.6	42.1
10/22/2015 3:51:00 AM	4.6	42.0
10/22/2015 3:52:00 AM	4.8	42.8
10/22/2015 3:53:00 AM	3.9	41.3
10/22/2015 3:54:00 AM	4.0	41.5
10/22/2015 3:55:00 AM	4.8	44.0
10/22/2015 3:56:00 AM	4.2	41.6
10/22/2015 3:57:00 AM	4.5	41.8
10/22/2015 3:58:00 AM	3.6	40.6
10/22/2015 4:00:00 AM	3.8	40.5
10/22/2015 4:01:00 AM	3.8	40.9
10/22/2015 4:03:00 AM	4.0	40.7
10/22/2015 4:07:00 AM	4.2	41.4
10/22/2015 4:08:00 AM	3.9	40.2
10/22/2015 4:11:00 AM	3.7	40.9
10/22/2015 4:12:00 AM	4.2	41.6
10/22/2015 4:13:00 AM	3.9	40.9
10/22/2015 4:14:00 AM	4.0	42.2
10/22/2015 4:15:00 AM	3.6	40.0
10/22/2015 4:16:00 AM	3.5	41.4
10/22/2015 4:18:00 AM	5.5	47.6
10/22/2015 4:20:00 AM	4.9	46.4
10/22/2015 4:21:00 AM	4.1	42.1
10/22/2015 4:22:00 AM	3.9	42.8
10/22/2015 4:23:00 AM	4.5	43.2
10/22/2015 4:24:00 AM	4.4	44.8
10/22/2015 4:25:00 AM	4.2	42.8
10/22/2015 4:26:00 AM	4.1	44.6
10/22/2015 4:27:00 AM	3.6	42.1
10/22/2015 4:28:00 AM	4.5	43.3
10/22/2015 4:29:00 AM	4.2	42.1
10/22/2015 4:30:00 AM	4.7	45.2
10/22/2015 4:31:00 AM	4.5	44.1
10/22/2015 4:32:00 AM	4.3	42.4
10/22/2015 4:33:00 AM	4.1	43.4

10/22/2015 4:34:00 AM	4.6	44.4
10/22/2015 4:35:00 AM	5.2	46.1
10/22/2015 4:36:00 AM	5.2	46.5
10/22/2015 4:37:00 AM	4.6	44.5
10/22/2015 4:38:00 AM	5.0	45.6
10/22/2015 4:39:00 AM	5.4	50.6
10/22/2015 4:40:00 AM	4.9	46.2
10/22/2015 4:41:00 AM	5.0	46.4
10/22/2015 4:42:00 AM	3.9	41.5
10/22/2015 4:43:00 AM	4.6	45.2
10/22/2015 4:44:00 AM	4.5	44.0
10/22/2015 4:45:00 AM	4.1	42.8
10/22/2015 4:46:00 AM	3.7	40.6
10/22/2015 4:47:00 AM	4.0	42.1
10/22/2015 4:48:00 AM	4.2	41.9
10/22/2015 4:49:00 AM	4.9	44.2
10/22/2015 4:50:00 AM	3.8	41.1
10/22/2015 4:51:00 AM	4.0	41.6
10/22/2015 4:53:00 AM	4.5	43.2
10/22/2015 4:54:00 AM	4.5	43.3
10/22/2015 4:55:00 AM	3.6	40.8
10/22/2015 4:56:00 AM	3.9	40.9
10/22/2015 4:57:00 AM	3.5	40.7
10/22/2015 4:58:00 AM	4.3	42.2
10/23/2015 3:06:00 AM	3.6	40.2
10/23/2015 3:07:00 AM	3.5	39.2
10/23/2015 3:08:00 AM	3.6	39.5
10/23/2015 3:30:00 AM	3.5	39.2
10/23/2015 3:33:00 AM	4.4	40.6
10/23/2015 3:35:00 AM	3.5	38.8
10/23/2015 3:36:00 AM	3.6	39.9
10/23/2015 3:37:00 AM	3.5	38.5
10/23/2015 3:43:00 AM	4.0	40.3
10/23/2015 3:44:00 AM	4.2	40.0
10/23/2015 3:45:00 AM	3.7	38.9
10/23/2015 3:46:00 AM	3.5	38.7
10/23/2015 3:47:00 AM	3.5	37.8
10/23/2015 3:48:00 AM	3.7	39.3
10/23/2015 3:50:00 AM	3.5	37.7
10/23/2015 3:53:00 AM	3.9	39.8
10/23/2015 3:57:00 AM	3.7	37.8
10/23/2015 4:09:00 AM	3.6	37.7
10/23/2015 4:17:00 AM	3.6	37.6
10/23/2015 4:21:00 AM	3.8	37.3
10/23/2015 4:24:00 AM	3.5	37.8
10/23/2015 4:29:00 AM	3.8	38.3
10/23/2015 10:52:00 PM	3.5	46.9
10/23/2015 11:10:00 PM	4.0	44.2
10/23/2015 11:14:00 PM	3.7	46.7
10/23/2015 11:26:00 PM	3.8	45.2
10/23/2015 11:29:00 PM	4.0	44.9
10/23/2015 11:34:00 PM	3.9	43.9
10/23/2015 11:35:00 PM	3.9	43.8
10/23/2015 11:38:00 PM	3.6	46.0
10/23/2015 11:42:00 PM	4.1	47.7

10/23/2015 11:44:00 PM	4.1	46.5
10/23/2015 11:45:00 PM	3.8	46.6
10/23/2015 11:47:00 PM	3.6	43.7
10/23/2015 11:52:00 PM	4.3	45.9
10/23/2015 11:53:00 PM	4.0	44.3
10/23/2015 11:54:00 PM	3.9	43.4
10/23/2015 11:59:00 PM	4.1	45.8
10/24/2015 12:00:00 AM	4.1	43.7
10/24/2015 12:03:00 AM	3.8	43.1
10/24/2015 12:06:00 AM	3.5	41.4
10/24/2015 12:07:00 AM	3.5	43.3
10/24/2015 12:13:00 AM	3.9	44.9
10/24/2015 12:14:00 AM	3.5	44.5
10/24/2015 12:15:00 AM	3.5	46.2
10/24/2015 12:16:00 AM	4.6	48.1
10/24/2015 12:17:00 AM	5.8	48.3
10/24/2015 12:18:00 AM	5.0	47.4
10/24/2015 12:19:00 AM	5.1	46.9
10/24/2015 12:20:00 AM	3.9	46.6
10/24/2015 12:21:00 AM	4.9	46.7
10/24/2015 12:22:00 AM	5.4	48.6
10/24/2015 12:24:00 AM	4.0	46.8
10/24/2015 12:25:00 AM	5.2	48.4
10/24/2015 12:26:00 AM	4.2	44.8
10/24/2015 12:27:00 AM	3.7	46.5
10/24/2015 12:29:00 AM	5.7	49.5
10/24/2015 12:32:00 AM	5.1	47.6
10/24/2015 12:33:00 AM	4.0	45.4
10/24/2015 12:34:00 AM	4.3	45.7
10/24/2015 12:39:00 AM	4.0	44.9
10/24/2015 12:40:00 AM	4.2	46.3
10/24/2015 12:41:00 AM	4.0	43.6
10/24/2015 12:44:00 AM	3.6	43.1
10/24/2015 12:45:00 AM	4.6	44.0
10/24/2015 12:48:00 AM	3.9	44.5
10/24/2015 12:50:00 AM	4.1	43.9
10/24/2015 12:52:00 AM	4.2	47.3
10/24/2015 1:04:00 AM	3.7	43.5
10/24/2015 1:05:00 AM	3.5	44.7
10/24/2015 1:08:00 AM	3.8	45.5
10/24/2015 1:10:00 AM	3.7	44.0
10/24/2015 1:14:00 AM	3.8	45.8
10/24/2015 1:17:00 AM	4.5	46.8
10/24/2015 1:19:00 AM	3.9	47.5
10/24/2015 1:20:00 AM	4.1	45.6
10/24/2015 1:25:00 AM	3.7	44.8
10/24/2015 1:38:00 AM	4.2	44.4
10/24/2015 1:39:00 AM	4.7	45.4
10/24/2015 2:04:00 AM	3.5	42.5
10/24/2015 2:08:00 AM	3.9	43.7
10/24/2015 2:09:00 AM	4.0	43.8
10/24/2015 2:10:00 AM	3.9	44.7
10/24/2015 2:11:00 AM	4.0	44.2
10/24/2015 2:12:00 AM	3.6	43.8
10/24/2015 2:17:00 AM	3.5	42.7

10/24/2015 2:31:00 AM	3.5	42.0
10/24/2015 2:37:00 AM	3.7	41.6
10/24/2015 2:40:00 AM	3.7	42.5
10/24/2015 10:00:00 PM	4.5	45.7
10/24/2015 10:02:00 PM	6.9	53.0
10/24/2015 10:03:00 PM	5.9	49.8
10/24/2015 10:04:00 PM	5.1	48.6
10/24/2015 10:05:00 PM	5.0	44.3
10/24/2015 10:08:00 PM	5.2	47.2
10/24/2015 10:10:00 PM	4.6	43.8
10/24/2015 10:11:00 PM	4.5	42.9
10/24/2015 10:12:00 PM	3.7	41.1
10/24/2015 10:13:00 PM	4.2	44.4
10/24/2015 10:14:00 PM	4.7	44.9
10/24/2015 10:15:00 PM	3.9	43.9
10/24/2015 10:17:00 PM	4.6	48.1
10/24/2015 10:18:00 PM	5.2	49.2
10/24/2015 10:19:00 PM	5.5	45.4
10/24/2015 10:20:00 PM	5.0	44.9
10/24/2015 10:21:00 PM	5.2	47.0
10/24/2015 10:22:00 PM	4.0	45.4
10/24/2015 10:23:00 PM	4.6	42.2
10/24/2015 10:24:00 PM	4.7	44.0
10/24/2015 10:25:00 PM	4.2	43.1
10/24/2015 10:28:00 PM	4.4	44.6
10/24/2015 10:29:00 PM	4.2	42.7
10/24/2015 10:30:00 PM	4.9	46.2
10/24/2015 10:31:00 PM	4.8	45.1
10/24/2015 10:32:00 PM	4.7	43.6
10/24/2015 10:33:00 PM	4.0	42.7
10/24/2015 10:36:00 PM	4.7	44.5
10/24/2015 10:37:00 PM	4.0	43.6
10/24/2015 10:38:00 PM	5.0	46.5
10/24/2015 10:39:00 PM	5.1	47.7
10/24/2015 10:40:00 PM	4.8	44.8
10/24/2015 10:41:00 PM	5.0	46.0
10/24/2015 10:42:00 PM	4.9	47.9
10/24/2015 10:43:00 PM	5.7	48.6
10/24/2015 10:44:00 PM	4.7	47.4
10/24/2015 10:45:00 PM	4.2	44.4
10/24/2015 10:49:00 PM	7.0	54.0
10/24/2015 10:50:00 PM	5.8	48.9
10/24/2015 10:51:00 PM	5.5	48.9
10/24/2015 10:54:00 PM	6.7	53.3
10/24/2015 11:31:00 PM	6.3	51.0
10/24/2015 11:33:00 PM	6.1	51.3
10/24/2015 11:34:00 PM	5.4	49.4
10/24/2015 11:36:00 PM	5.6	50.1
10/24/2015 11:44:00 PM	6.6	53.5
10/24/2015 11:46:00 PM	5.6	50.1
10/24/2015 11:47:00 PM	6.2	51.5
10/25/2015 12:03:00 AM	5.6	48.9
10/25/2015 12:08:00 AM	6.8	52.5
10/25/2015 12:09:00 AM	6.6	52.3
10/25/2015 12:10:00 AM	5.9	50.4

10/25/2015 12:15:00 AM	6.4	51.4
10/25/2015 12:17:00 AM	4.7	44.4
10/25/2015 12:18:00 AM	5.0	46.9
10/25/2015 12:20:00 AM	5.1	46.0
10/25/2015 12:21:00 AM	4.7	48.5
10/25/2015 12:22:00 AM	6.6	53.1
10/25/2015 12:23:00 AM	5.9	50.5
10/25/2015 12:25:00 AM	6.8	52.1
10/25/2015 12:26:00 AM	5.7	47.5
10/25/2015 12:27:00 AM	4.6	46.8
10/25/2015 12:28:00 AM	5.3	45.6
10/25/2015 12:29:00 AM	4.8	43.0
10/25/2015 12:30:00 AM	5.9	51.6
10/25/2015 12:31:00 AM	6.2	51.5
10/25/2015 12:32:00 AM	6.8	53.8
10/25/2015 12:33:00 AM	6.5	51.2
10/25/2015 12:35:00 AM	7.0	54.4
10/25/2015 12:36:00 AM	6.7	54.1
10/25/2015 12:37:00 AM	6.0	52.0
10/25/2015 12:39:00 AM	6.9	52.6
10/25/2015 12:40:00 AM	5.5	49.2
10/25/2015 12:43:00 AM	6.5	53.7
10/25/2015 12:44:00 AM	5.2	46.7
10/25/2015 12:48:00 AM	6.3	52.2
10/25/2015 12:49:00 AM	5.9	51.5
10/25/2015 12:50:00 AM	5.9	50.4
10/25/2015 12:54:00 AM	6.9	52.8
10/25/2015 12:57:00 AM	6.8	52.6
10/25/2015 12:58:00 AM	5.9	51.8
10/25/2015 12:59:00 AM	6.7	54.1
10/25/2015 1:00:00 AM	6.9	53.6
10/25/2015 1:01:00 AM	7.1	53.6
10/25/2015 1:02:00 AM	6.3	52.0
10/25/2015 1:03:00 AM	6.6	54.6
10/25/2015 1:05:00 AM	7.1	53.9
10/25/2015 1:08:00 AM	6.9	52.7
10/25/2015 1:09:00 AM	5.1	48.8
10/25/2015 1:11:00 AM	6.9	52.5
10/25/2015 1:12:00 AM	5.8	47.8
10/25/2015 1:13:00 AM	5.6	48.7
10/25/2015 1:14:00 AM	5.3	48.2
10/25/2015 1:16:00 AM	5.6	48.7
10/25/2015 1:19:00 AM	7.2	54.1
10/25/2015 1:20:00 AM	5.8	50.7
10/25/2015 1:21:00 AM	5.8	49.2
10/25/2015 1:22:00 AM	5.9	51.2
10/25/2015 1:25:00 AM	6.7	54.5
10/25/2015 1:26:00 AM	6.1	52.2
10/25/2015 1:28:00 AM	6.7	53.1
10/25/2015 1:29:00 AM	5.7	48.8
10/25/2015 1:43:00 AM	7.2	53.9
10/25/2015 1:47:00 AM	7.0	53.7
10/25/2015 1:52:00 AM	6.9	52.3
10/25/2015 1:56:00 AM	7.0	54.0
10/25/2015 1:58:00 AM	6.5	51.7

10/25/2015 1:59:00 AM	5.8	51.3
10/25/2015 2:00:00 AM	6.6	52.3
10/25/2015 2:01:00 AM	6.1	50.6
10/25/2015 2:02:00 AM	6.3	52.1
10/25/2015 2:04:00 AM	5.5	47.2
10/25/2015 2:05:00 AM	5.1	48.0
10/25/2015 2:07:00 AM	6.0	50.8
10/25/2015 2:08:00 AM	5.3	48.0
10/25/2015 2:12:00 AM	6.2	52.1
10/25/2015 2:28:00 AM	6.1	50.6
10/25/2015 2:29:00 AM	6.6	53.0
10/25/2015 2:30:00 AM	6.3	51.0
10/25/2015 2:33:00 AM	5.8	49.5
10/25/2015 2:34:00 AM	7.0	54.6
10/25/2015 2:38:00 AM	7.2	54.5
10/25/2015 2:39:00 AM	5.5	48.6
10/25/2015 2:41:00 AM	5.4	48.9
10/25/2015 2:50:00 AM	7.0	53.2
10/25/2015 2:54:00 AM	6.5	54.5
10/25/2015 2:56:00 AM	5.7	50.9
10/25/2015 2:57:00 AM	6.9	53.5
10/25/2015 2:58:00 AM	5.9	51.6
10/25/2015 3:04:00 AM	6.9	53.9
10/25/2015 3:07:00 AM	6.7	54.3
10/25/2015 3:08:00 AM	6.5	52.2
10/25/2015 3:12:00 AM	6.6	54.5
10/25/2015 3:24:00 AM	6.7	53.3
10/25/2015 3:27:00 AM	6.6	49.9
10/25/2015 3:28:00 AM	5.5	46.3
10/25/2015 3:29:00 AM	5.5	48.5
10/25/2015 3:30:00 AM	5.4	48.6
10/25/2015 3:31:00 AM	6.2	52.3
10/25/2015 3:33:00 AM	5.9	49.5
10/25/2015 3:36:00 AM	7.2	53.1
10/25/2015 3:37:00 AM	5.2	46.1
10/25/2015 3:38:00 AM	5.3	47.3
10/25/2015 3:40:00 AM	6.2	52.2
10/25/2015 3:43:00 AM	6.8	53.8
10/25/2015 3:44:00 AM	6.1	50.8
10/25/2015 3:45:00 AM	5.8	49.0
10/25/2015 3:53:00 AM	7.1	54.6
10/25/2015 3:54:00 AM	6.8	54.1
10/25/2015 3:55:00 AM	5.9	49.2
10/25/2015 3:56:00 AM	5.3	46.8
10/25/2015 3:57:00 AM	5.8	49.0
10/25/2015 4:03:00 AM	6.9	53.9
10/25/2015 4:05:00 AM	6.3	50.7
10/25/2015 4:06:00 AM	4.7	43.5
10/25/2015 4:07:00 AM	5.6	48.5
10/25/2015 4:08:00 AM	5.1	44.3
10/25/2015 4:09:00 AM	4.8	43.0
10/25/2015 4:10:00 AM	5.1	48.6
10/25/2015 4:13:00 AM	6.7	53.6
10/25/2015 4:15:00 AM	5.4	50.8
10/25/2015 4:35:00 AM	6.3	51.6

10/25/2015 4:37:00 AM	6.8	52.1
10/25/2015 4:38:00 AM	5.6	48.2
10/25/2015 4:39:00 AM	5.8	52.2
10/25/2015 4:48:00 AM	6.3	50.2
10/25/2015 4:50:00 AM	6.9	53.3
10/25/2015 4:54:00 AM	6.9	54.3
10/25/2015 4:55:00 AM	6.6	51.6
10/25/2015 4:59:00 AM	6.1	50.3
10/27/2015 10:00:00 PM	4.4	47.9
10/27/2015 10:02:00 PM	5.0	49.5
10/27/2015 10:03:00 PM	3.9	47.8
10/27/2015 10:05:00 PM	4.8	48.9
10/27/2015 10:08:00 PM	4.9	48.3
10/27/2015 10:09:00 PM	4.2	46.7
10/27/2015 10:10:00 PM	4.7	48.6
10/27/2015 10:11:00 PM	5.6	50.0
10/27/2015 10:12:00 PM	4.2	48.0
10/27/2015 10:13:00 PM	4.1	49.8
10/27/2015 10:14:00 PM	3.7	49.6
10/27/2015 10:15:00 PM	3.6	47.2
10/27/2015 10:16:00 PM	4.5	48.0
10/27/2015 10:17:00 PM	4.0	44.7
10/27/2015 10:19:00 PM	3.7	46.5
10/27/2015 10:20:00 PM	4.2	45.5
10/27/2015 10:21:00 PM	4.4	47.9
10/27/2015 10:22:00 PM	4.7	48.3
10/27/2015 10:23:00 PM	4.1	50.6
10/27/2015 11:20:00 PM	5.0	51.0
10/27/2015 11:21:00 PM	4.1	45.5
10/27/2015 11:22:00 PM	4.1	48.7
10/29/2015 12:04:00 AM	4.2	39.7
10/29/2015 12:05:00 AM	4.4	42.1
10/29/2015 12:06:00 AM	3.9	42.3
10/29/2015 12:07:00 AM	5.1	44.5
10/29/2015 12:08:00 AM	4.5	44.9
10/29/2015 12:09:00 AM	6.4	49.3
10/29/2015 12:10:00 AM	4.4	42.3
10/29/2015 12:12:00 AM	5.7	49.6
10/29/2015 12:13:00 AM	5.4	46.8
10/29/2015 12:14:00 AM	4.3	42.2
10/29/2015 12:15:00 AM	4.9	43.4
10/29/2015 12:16:00 AM	4.9	44.8
10/29/2015 12:17:00 AM	5.0	43.1
10/29/2015 12:18:00 AM	5.0	45.1
10/29/2015 12:20:00 AM	5.5	46.7
10/29/2015 12:21:00 AM	4.5	42.3
10/29/2015 12:22:00 AM	5.3	45.6
10/29/2015 12:26:00 AM	5.5	47.4
10/29/2015 12:27:00 AM	5.6	49.3
10/29/2015 12:30:00 AM	5.6	49.7
10/29/2015 12:31:00 AM	5.2	48.6
10/29/2015 12:33:00 AM	6.0	48.7
10/29/2015 12:34:00 AM	5.3	47.0
10/29/2015 12:35:00 AM	6.0	48.3
10/29/2015 12:36:00 AM	5.3	48.1

10/29/2015 12:37:00 AM	5.0	44.4
10/29/2015 12:38:00 AM	5.8	46.9
10/29/2015 12:39:00 AM	5.9	49.0
10/29/2015 12:40:00 AM	5.6	46.3
10/29/2015 12:41:00 AM	5.0	44.2
10/29/2015 12:42:00 AM	4.5	41.9
10/29/2015 12:43:00 AM	4.8	44.7
10/29/2015 12:44:00 AM	5.5	47.4
10/29/2015 12:45:00 AM	4.8	42.9
10/29/2015 12:46:00 AM	4.8	43.6
10/29/2015 12:47:00 AM	4.2	41.7
10/29/2015 12:48:00 AM	4.3	41.3
10/29/2015 12:51:00 AM	3.8	40.1
10/29/2015 12:52:00 AM	4.2	40.1
10/29/2015 12:53:00 AM	3.8	40.0
10/29/2015 12:54:00 AM	4.7	43.1
10/29/2015 12:55:00 AM	5.8	47.6
10/29/2015 12:56:00 AM	4.6	41.5
10/29/2015 12:57:00 AM	5.0	43.5
10/29/2015 12:59:00 AM	3.8	39.3
10/29/2015 1:01:00 AM	3.7	39.0
10/29/2015 1:02:00 AM	3.6	39.5
10/29/2015 1:03:00 AM	4.3	39.8
10/29/2015 1:05:00 AM	3.6	39.3
10/29/2015 1:11:00 AM	4.7	44.8
10/29/2015 1:13:00 AM	4.9	42.3
10/29/2015 1:14:00 AM	4.5	43.3
10/29/2015 1:15:00 AM	5.4	45.3
10/29/2015 1:16:00 AM	4.1	41.6
10/29/2015 1:17:00 AM	5.0	45.4
10/29/2015 1:18:00 AM	4.0	40.5
10/29/2015 1:20:00 AM	5.8	48.2
10/29/2015 1:21:00 AM	5.1	43.0
10/29/2015 1:22:00 AM	4.8	42.6
10/29/2015 1:23:00 AM	5.0	46.8
10/29/2015 1:24:00 AM	6.3	50.3
10/29/2015 1:25:00 AM	6.6	52.8
10/29/2015 1:26:00 AM	5.7	50.1
10/29/2015 1:28:00 AM	5.8	47.0
10/29/2015 1:29:00 AM	6.2	49.5
10/29/2015 1:30:00 AM	5.6	48.9
10/29/2015 1:31:00 AM	5.7	47.6
10/29/2015 1:32:00 AM	5.1	48.8
10/29/2015 1:33:00 AM	5.8	48.3
10/29/2015 1:34:00 AM	5.3	44.9
10/29/2015 1:35:00 AM	5.0	46.3
10/29/2015 1:36:00 AM	4.8	43.0
10/29/2015 1:37:00 AM	5.0	44.9
10/29/2015 1:38:00 AM	5.1	45.3
10/29/2015 1:39:00 AM	5.3	45.7
10/29/2015 1:44:00 AM	5.9	48.4
10/29/2015 1:45:00 AM	6.1	52.0
10/29/2015 1:46:00 AM	7.0	54.0
10/29/2015 1:49:00 AM	6.5	50.5
10/29/2015 10:00:00 PM	4.6	45.5

10/29/2015 10:01:00 PM	5.3	47.0
10/29/2015 10:02:00 PM	5.3	47.6
10/29/2015 10:05:00 PM	6.2	50.3
10/29/2015 10:06:00 PM	6.1	49.2
10/29/2015 10:08:00 PM	6.9	51.9
10/29/2015 10:09:00 PM	5.1	47.8
10/29/2015 10:10:00 PM	4.7	45.0
10/29/2015 10:11:00 PM	4.4	42.8
10/29/2015 10:12:00 PM	5.3	48.0
10/29/2015 10:22:00 PM	6.5	50.8
10/29/2015 10:23:00 PM	5.8	50.9
10/29/2015 10:24:00 PM	5.6	49.1
10/29/2015 10:25:00 PM	5.7	49.1
10/29/2015 10:27:00 PM	6.8	52.7
10/29/2015 10:28:00 PM	5.9	49.1
10/29/2015 10:29:00 PM	5.4	48.5
10/29/2015 10:30:00 PM	5.5	48.8
10/29/2015 10:33:00 PM	6.6	53.9
10/29/2015 10:34:00 PM	6.4	51.4
10/29/2015 10:35:00 PM	5.3	46.3
10/29/2015 10:36:00 PM	4.1	42.7
10/29/2015 10:37:00 PM	5.1	47.5
10/29/2015 10:38:00 PM	6.6	52.3
10/29/2015 10:40:00 PM	6.4	50.2
10/29/2015 10:41:00 PM	5.9	51.6
10/29/2015 10:42:00 PM	6.2	50.2
10/29/2015 10:43:00 PM	5.1	49.9
10/30/2015 12:38:00 AM	7.0	53.4
10/30/2015 12:39:00 AM	6.9	53.7
10/30/2015 12:41:00 AM	6.3	49.8
10/30/2015 12:42:00 AM	6.4	51.1
10/30/2015 12:44:00 AM	7.2	53.0
10/30/2015 12:45:00 AM	5.6	47.6
10/30/2015 12:46:00 AM	4.4	45.3
10/30/2015 12:48:00 AM	5.0	47.8
10/30/2015 12:49:00 AM	5.8	48.3
10/30/2015 12:50:00 AM	4.8	44.9
10/30/2015 12:52:00 AM	5.5	48.3
10/30/2015 12:53:00 AM	5.8	46.8
10/30/2015 12:54:00 AM	5.1	46.1
10/30/2015 12:55:00 AM	5.1	45.4
10/30/2015 12:56:00 AM	7.1	54.6
10/30/2015 12:57:00 AM	6.5	51.3
10/30/2015 12:58:00 AM	5.7	46.4
10/30/2015 12:59:00 AM	4.8	42.8
10/30/2015 1:00:00 AM	4.0	40.7
10/30/2015 1:01:00 AM	4.3	42.6
10/30/2015 1:02:00 AM	3.7	42.5
10/30/2015 1:03:00 AM	6.6	52.2
10/30/2015 1:04:00 AM	6.0	48.3
10/30/2015 1:05:00 AM	4.6	44.3
10/30/2015 1:06:00 AM	5.0	46.1
10/30/2015 1:07:00 AM	5.4	48.7
10/30/2015 1:08:00 AM	5.2	44.9
10/30/2015 1:09:00 AM	5.2	45.8

10/30/2015 1:10:00 AM	5.2	45.3
10/30/2015 1:11:00 AM	5.1	46.4
10/30/2015 1:12:00 AM	5.6	48.0
10/30/2015 1:13:00 AM	5.8	47.8
10/30/2015 1:14:00 AM	5.5	46.3
10/30/2015 1:15:00 AM	5.4	48.3
10/30/2015 1:16:00 AM	6.9	53.1
10/30/2015 1:17:00 AM	6.3	49.2
10/30/2015 1:18:00 AM	4.6	44.1
10/30/2015 1:19:00 AM	6.0	50.6
10/30/2015 1:20:00 AM	5.6	47.7
10/30/2015 1:21:00 AM	6.3	52.0
10/30/2015 1:22:00 AM	5.8	49.2
10/30/2015 1:23:00 AM	4.7	43.7
10/30/2015 1:24:00 AM	5.2	45.5
10/30/2015 1:25:00 AM	4.5	43.4
10/30/2015 1:26:00 AM	5.1	46.3
10/30/2015 1:27:00 AM	5.5	46.4
10/30/2015 1:28:00 AM	4.7	42.3
10/30/2015 1:29:00 AM	4.0	41.8
10/30/2015 1:30:00 AM	5.9	48.4
10/30/2015 1:31:00 AM	5.0	44.4
10/30/2015 1:32:00 AM	4.2	41.5
10/30/2015 1:33:00 AM	4.5	42.8
10/30/2015 1:35:00 AM	4.7	44.2
10/30/2015 1:36:00 AM	4.4	43.2
10/30/2015 1:37:00 AM	4.9	45.4
10/30/2015 1:38:00 AM	5.0	44.4
10/30/2015 1:39:00 AM	6.1	52.2
10/30/2015 1:40:00 AM	5.6	47.5
10/30/2015 1:41:00 AM	4.4	42.6
10/30/2015 1:42:00 AM	6.1	49.8
10/30/2015 1:43:00 AM	5.2	48.9
10/30/2015 1:44:00 AM	6.3	51.1
10/30/2015 1:45:00 AM	6.6	50.6
10/30/2015 1:46:00 AM	5.9	46.2
10/30/2015 1:47:00 AM	4.5	44.9
10/30/2015 2:02:00 AM	4.6	42.6
10/30/2015 2:06:00 AM	5.3	48.4
10/30/2015 2:07:00 AM	5.9	47.7
10/30/2015 2:08:00 AM	4.6	41.0
10/30/2015 2:09:00 AM	5.4	44.6
10/30/2015 2:10:00 AM	4.7	39.9
10/30/2015 2:11:00 AM	4.8	44.9
10/30/2015 2:13:00 AM	6.7	51.4
10/30/2015 2:14:00 AM	5.3	49.2
10/30/2015 2:15:00 AM	6.3	48.3
10/30/2015 2:16:00 AM	4.6	40.8
10/30/2015 2:17:00 AM	4.1	40.3
10/30/2015 2:18:00 AM	4.4	43.7
10/30/2015 2:19:00 AM	5.5	45.0
10/30/2015 2:21:00 AM	5.3	46.9
10/30/2015 2:22:00 AM	4.6	43.2
10/30/2015 2:23:00 AM	4.4	40.8
10/30/2015 2:24:00 AM	4.7	44.3

10/30/2015 2:25:00 AM	4.5	41.1
10/30/2015 2:26:00 AM	3.9	39.7
10/30/2015 2:27:00 AM	4.1	42.1
10/30/2015 2:28:00 AM	5.5	50.5
10/30/2015 2:29:00 AM	5.5	47.6
10/30/2015 2:30:00 AM	4.9	43.4
10/30/2015 2:31:00 AM	5.0	43.3
10/30/2015 2:32:00 AM	4.8	43.4
10/30/2015 2:33:00 AM	5.3	48.4
10/30/2015 2:35:00 AM	5.0	44.6
10/30/2015 2:37:00 AM	4.6	40.0
10/30/2015 2:38:00 AM	3.6	37.9
10/30/2015 2:39:00 AM	3.6	37.9
10/30/2015 2:40:00 AM	4.2	39.4
10/30/2015 2:42:00 AM	4.6	42.8
10/30/2015 2:43:00 AM	4.9	46.6
10/30/2015 2:44:00 AM	5.3	44.7
10/30/2015 2:45:00 AM	4.8	46.1
10/30/2015 2:46:00 AM	5.3	47.7
10/30/2015 2:48:00 AM	4.8	45.7
10/30/2015 2:49:00 AM	5.8	48.1
10/30/2015 2:50:00 AM	6.0	51.7
10/30/2015 2:51:00 AM	5.5	46.4
10/30/2015 2:52:00 AM	5.1	44.7
10/30/2015 2:53:00 AM	4.0	40.5
10/30/2015 2:54:00 AM	4.2	41.5
10/30/2015 2:55:00 AM	4.4	41.1
10/30/2015 2:56:00 AM	4.4	40.5
10/30/2015 2:57:00 AM	4.1	41.0
10/30/2015 2:58:00 AM	3.7	40.0
10/30/2015 2:59:00 AM	4.8	47.8
10/30/2015 3:00:00 AM	5.1	44.1
10/30/2015 3:01:00 AM	5.1	43.5
10/30/2015 3:02:00 AM	5.4	46.9
10/30/2015 3:03:00 AM	5.3	48.3
10/30/2015 3:04:00 AM	4.7	42.4
10/30/2015 3:05:00 AM	5.0	46.0
10/30/2015 3:06:00 AM	4.9	45.1
10/30/2015 3:07:00 AM	5.9	49.0
10/30/2015 3:08:00 AM	4.9	43.3
10/30/2015 3:09:00 AM	4.8	41.4
10/30/2015 3:10:00 AM	4.3	41.0
10/30/2015 3:11:00 AM	4.0	39.4
10/30/2015 3:12:00 AM	4.1	41.7
10/30/2015 3:13:00 AM	4.7	43.4
10/30/2015 3:15:00 AM	4.3	40.8
10/30/2015 3:16:00 AM	4.9	44.5
10/30/2015 3:17:00 AM	5.2	46.8
10/30/2015 3:18:00 AM	4.7	44.0
10/30/2015 3:19:00 AM	4.9	42.8
10/30/2015 3:20:00 AM	4.4	41.4
10/30/2015 3:21:00 AM	4.2	41.8
10/30/2015 3:22:00 AM	4.9	44.0
10/30/2015 3:23:00 AM	4.2	42.1
10/30/2015 3:24:00 AM	5.1	45.4

10/30/2015 3:25:00 AM	5.4	44.3
10/30/2015 3:26:00 AM	5.5	49.7
10/30/2015 3:27:00 AM	5.8	48.7
10/30/2015 3:28:00 AM	4.8	42.4
10/30/2015 3:29:00 AM	5.6	49.4
10/30/2015 3:30:00 AM	5.3	45.5
10/30/2015 3:31:00 AM	5.0	47.1
10/30/2015 3:32:00 AM	4.1	41.6
10/30/2015 3:33:00 AM	4.6	42.6
10/30/2015 3:34:00 AM	4.5	44.7
10/30/2015 3:35:00 AM	5.1	44.7
10/30/2015 3:38:00 AM	7.3	53.8
10/30/2015 3:39:00 AM	5.6	45.6
10/30/2015 3:40:00 AM	4.1	41.8
10/30/2015 3:41:00 AM	4.9	47.5
10/30/2015 3:42:00 AM	5.4	47.8
10/30/2015 3:43:00 AM	5.3	45.4
10/30/2015 3:44:00 AM	6.2	50.1
10/30/2015 3:45:00 AM	4.8	44.5
10/30/2015 3:46:00 AM	4.3	40.3
10/30/2015 3:48:00 AM	4.4	41.8
10/30/2015 3:49:00 AM	4.6	39.8
10/30/2015 3:50:00 AM	4.1	40.4
10/30/2015 3:51:00 AM	4.0	47.2
10/30/2015 3:52:00 AM	5.6	47.7
10/30/2015 3:54:00 AM	6.4	51.1
10/30/2015 3:55:00 AM	6.8	52.5
10/30/2015 3:56:00 AM	6.2	48.5
10/30/2015 3:57:00 AM	5.1	43.9
10/30/2015 3:58:00 AM	5.6	48.7
10/30/2015 3:59:00 AM	6.1	51.0
10/30/2015 4:01:00 AM	6.8	52.3
10/30/2015 4:02:00 AM	5.4	45.0
10/30/2015 4:03:00 AM	5.2	45.4
10/30/2015 4:04:00 AM	5.2	43.4
10/30/2015 4:05:00 AM	5.0	44.4
10/30/2015 4:06:00 AM	5.1	44.6
10/30/2015 4:07:00 AM	5.3	44.2
10/30/2015 4:08:00 AM	4.7	44.1
10/30/2015 4:09:00 AM	4.6	40.2
10/30/2015 4:10:00 AM	4.2	40.7
10/30/2015 4:12:00 AM	4.6	40.7
10/30/2015 4:17:00 AM	4.0	42.2
10/30/2015 4:19:00 AM	3.7	39.6
10/30/2015 4:20:00 AM	5.0	45.2
10/30/2015 4:21:00 AM	6.1	51.3
10/30/2015 4:22:00 AM	5.8	49.3
10/30/2015 4:23:00 AM	5.0	49.2
10/30/2015 4:24:00 AM	6.7	52.3
10/30/2015 4:25:00 AM	5.6	48.0
10/30/2015 4:26:00 AM	5.1	43.5
10/30/2015 4:28:00 AM	5.1	45.4
10/30/2015 4:29:00 AM	4.4	42.2
10/30/2015 4:30:00 AM	4.1	39.9
10/30/2015 4:32:00 AM	4.1	40.2

10/30/2015 4:37:00 AM	5.3	49.3
10/30/2015 4:39:00 AM	5.7	46.7
10/30/2015 4:40:00 AM	4.4	39.5
10/30/2015 4:43:00 AM	4.6	44.8
10/30/2015 4:49:00 AM	4.0	37.9
10/30/2015 4:51:00 AM	4.8	46.0
10/30/2015 4:52:00 AM	4.9	43.1
10/30/2015 4:53:00 AM	4.3	39.2
10/30/2015 4:54:00 AM	3.9	38.8
10/30/2015 4:56:00 AM	5.3	44.8
10/30/2015 4:57:00 AM	3.6	37.7
10/30/2015 4:58:00 AM	4.6	46.6
10/30/2015 4:59:00 AM	5.6	45.0
10/31/2015 1:06:00 AM	3.8	40.7
10/31/2015 1:07:00 AM	4.2	40.2
10/31/2015 1:08:00 AM	3.7	39.2
10/31/2015 1:10:00 AM	3.6	38.5
10/31/2015 1:11:00 AM	3.5	38.0
10/31/2015 1:12:00 AM	3.5	38.2
11/01/2015 1:21:00 AM	6.9	54.6
11/01/2015 1:24:00 AM	6.9	54.2
11/01/2015 1:28:00 AM	5.5	48.3
11/01/2015 1:29:00 AM	6.2	53.2
11/01/2015 1:30:00 AM	7.0	52.7
11/01/2015 1:31:00 AM	6.7	52.9
11/01/2015 1:32:00 AM	6.5	52.6
11/01/2015 1:34:00 AM	6.6	52.0
11/01/2015 1:36:00 AM	7.3	54.7
11/01/2015 1:37:00 AM	5.9	50.2
11/01/2015 1:40:00 AM	6.0	48.0
11/01/2015 1:41:00 AM	6.4	53.9
11/01/2015 1:44:00 AM	6.9	54.3
11/01/2015 1:49:00 AM	6.5	49.7
11/01/2015 1:50:00 AM	6.8	53.6
11/01/2015 1:52:00 AM	6.4	49.5
11/01/2015 1:53:00 AM	6.2	51.7
11/01/2015 1:54:00 AM	5.9	48.1
11/01/2015 1:55:00 AM	6.9	53.1
11/01/2015 1:57:00 AM	6.3	50.1
11/01/2015 1:58:00 AM	6.5	52.5
11/01/2015 1:02:00 AM	7.1	51.7
11/01/2015 1:05:00 AM	7.3	53.8
11/01/2015 1:06:00 AM	6.6	53.4
11/01/2015 1:08:00 AM	5.6	47.0
11/01/2015 1:09:00 AM	6.5	52.1
11/01/2015 1:10:00 AM	6.7	51.2
11/01/2015 1:11:00 AM	5.2	46.0
11/01/2015 1:12:00 AM	5.7	49.1
11/01/2015 1:15:00 AM	6.5	50.4
11/01/2015 1:16:00 AM	7.1	54.5
11/01/2015 1:17:00 AM	6.0	52.2
11/01/2015 1:18:00 AM	7.3	54.4
11/01/2015 1:19:00 AM	6.1	49.7
11/01/2015 1:20:00 AM	6.0	47.6
11/01/2015 1:21:00 AM	5.8	50.4

11/01/2015 1:23:00 AM	6.4	49.6
11/01/2015 1:24:00 AM	6.2	49.4
11/01/2015 1:30:00 AM	6.7	52.0
11/01/2015 1:31:00 AM	6.4	50.0
11/01/2015 1:33:00 AM	5.8	47.8
11/01/2015 1:34:00 AM	5.2	47.5
11/01/2015 1:35:00 AM	5.9	49.2
11/01/2015 1:40:00 AM	6.8	54.5
11/01/2015 1:42:00 AM	6.6	49.7
11/01/2015 1:43:00 AM	5.5	50.2
11/01/2015 1:44:00 AM	7.4	53.2
11/01/2015 1:48:00 AM	5.9	49.4
11/01/2015 1:50:00 AM	6.8	52.3
11/01/2015 1:53:00 AM	7.1	53.6
11/01/2015 1:54:00 AM	7.2	54.2
11/01/2015 1:55:00 AM	6.1	49.0
11/01/2015 1:57:00 AM	7.0	50.7
11/01/2015 1:59:00 AM	6.1	47.0
11/01/2015 2:01:00 AM	6.6	53.0
11/01/2015 2:03:00 AM	6.0	49.2
11/01/2015 2:04:00 AM	5.4	47.1
11/01/2015 2:05:00 AM	5.9	50.1
11/01/2015 3:31:00 AM	5.1	44.0
11/01/2015 3:32:00 AM	4.2	40.2
11/01/2015 3:33:00 AM	4.8	44.9
11/01/2015 3:34:00 AM	4.3	42.8
11/01/2015 3:35:00 AM	4.5	41.6
11/01/2015 3:36:00 AM	4.2	42.1
11/01/2015 3:37:00 AM	5.4	46.6
11/01/2015 3:38:00 AM	5.0	43.2
11/01/2015 3:39:00 AM	4.8	44.3
11/01/2015 3:40:00 AM	5.6	46.8
11/01/2015 3:41:00 AM	5.9	48.6
11/01/2015 3:42:00 AM	5.3	44.3
11/01/2015 3:43:00 AM	5.5	47.3
11/01/2015 3:44:00 AM	5.7	49.7
11/01/2015 3:45:00 AM	5.9	50.3
11/01/2015 3:46:00 AM	6.1	51.8
11/01/2015 3:47:00 AM	5.4	45.5
11/01/2015 3:48:00 AM	5.7	48.2
11/01/2015 3:49:00 AM	6.3	50.7
11/01/2015 3:50:00 AM	5.9	47.6
11/01/2015 3:51:00 AM	5.3	47.0
11/01/2015 3:52:00 AM	5.0	42.0
11/01/2015 3:53:00 AM	5.3	46.9
11/01/2015 3:54:00 AM	4.7	42.5
11/01/2015 3:55:00 AM	5.2	48.2
11/01/2015 3:56:00 AM	5.7	48.1
11/01/2015 3:57:00 AM	5.5	47.4
11/01/2015 3:58:00 AM	6.0	46.9
11/01/2015 3:59:00 AM	5.5	47.6
11/01/2015 4:00:00 AM	5.2	46.3
11/01/2015 4:01:00 AM	6.3	49.7
11/01/2015 4:02:00 AM	6.3	50.1
11/01/2015 4:03:00 AM	4.9	44.6

11/01/2015 4:04:00 AM	5.9	46.6
11/01/2015 4:05:00 AM	5.7	46.8
11/01/2015 4:06:00 AM	4.9	43.8
11/01/2015 4:07:00 AM	5.3	44.1
11/01/2015 4:08:00 AM	4.3	40.8
11/01/2015 4:09:00 AM	4.6	42.6
11/01/2015 4:10:00 AM	4.8	42.5
11/01/2015 4:11:00 AM	5.2	45.2
11/01/2015 4:12:00 AM	5.0	43.1
11/01/2015 4:13:00 AM	4.6	39.3
11/01/2015 4:14:00 AM	5.2	44.7
11/01/2015 4:15:00 AM	4.8	44.9
11/01/2015 4:16:00 AM	5.3	45.0
11/01/2015 4:17:00 AM	4.3	40.6
11/01/2015 4:18:00 AM	5.0	44.7
11/01/2015 4:19:00 AM	5.3	47.7
11/01/2015 4:20:00 AM	5.5	45.2
11/01/2015 4:21:00 AM	4.8	42.1
11/01/2015 4:22:00 AM	4.7	41.9
11/01/2015 4:23:00 AM	4.0	43.5
11/01/2015 4:24:00 AM	5.0	43.4
11/01/2015 4:25:00 AM	5.1	45.8
11/01/2015 4:26:00 AM	4.6	39.8
11/01/2015 4:27:00 AM	4.0	41.2
11/01/2015 4:28:00 AM	5.2	46.3
11/01/2015 4:29:00 AM	5.4	47.7
11/01/2015 4:30:00 AM	5.4	45.3
11/01/2015 4:31:00 AM	5.3	44.3
11/01/2015 4:32:00 AM	5.7	47.7
11/01/2015 4:33:00 AM	4.6	42.2
11/01/2015 4:34:00 AM	4.1	39.0
11/01/2015 4:35:00 AM	4.0	41.3
11/01/2015 4:36:00 AM	4.9	41.5
11/01/2015 4:37:00 AM	4.9	44.2
11/01/2015 4:38:00 AM	5.8	48.5
11/01/2015 4:39:00 AM	5.5	46.5
11/01/2015 4:40:00 AM	4.6	42.8
11/01/2015 4:41:00 AM	5.4	44.4
11/01/2015 4:42:00 AM	4.6	40.7
11/01/2015 4:43:00 AM	4.5	43.7
11/01/2015 4:44:00 AM	6.0	47.7
11/01/2015 4:45:00 AM	5.5	46.2
11/01/2015 4:46:00 AM	4.3	40.6
11/01/2015 4:47:00 AM	5.7	47.5
11/01/2015 4:48:00 AM	4.7	40.7
11/01/2015 4:49:00 AM	4.0	41.6
11/01/2015 4:50:00 AM	5.0	43.8
11/01/2015 4:51:00 AM	5.0	46.6
11/01/2015 4:53:00 AM	5.1	44.1
11/01/2015 4:54:00 AM	6.0	49.0
11/01/2015 4:55:00 AM	5.3	43.7
11/01/2015 4:56:00 AM	4.8	42.7
11/01/2015 4:57:00 AM	5.2	45.1
11/01/2015 4:58:00 AM	4.8	42.7
11/01/2015 4:59:00 AM	4.7	41.2

11/02/2015 1:47:00 AM	3.6	37.7
11/02/2015 1:48:00 AM	3.8	38.1
11/02/2015 1:49:00 AM	3.9	38.3
11/02/2015 1:50:00 AM	3.7	38.7
11/02/2015 10:01:00 PM	4.8	45.8
11/02/2015 10:02:00 PM	5.0	45.0
11/02/2015 10:04:00 PM	5.5	46.8
11/02/2015 10:05:00 PM	4.8	46.0
11/02/2015 10:09:00 PM	5.3	47.0
11/02/2015 10:10:00 PM	5.6	48.8
11/02/2015 10:12:00 PM	5.8	49.3
11/02/2015 10:13:00 PM	5.4	49.0
11/02/2015 10:15:00 PM	5.2	46.8
11/02/2015 10:16:00 PM	5.4	48.7
11/02/2015 10:18:00 PM	5.1	47.8
11/02/2015 10:19:00 PM	5.2	47.8
11/02/2015 10:20:00 PM	6.1	49.3
11/02/2015 10:21:00 PM	5.8	46.6
11/02/2015 10:22:00 PM	5.6	46.6
11/02/2015 10:23:00 PM	5.2	46.2
11/02/2015 10:24:00 PM	5.4	45.8
11/02/2015 10:25:00 PM	5.1	46.4
11/02/2015 10:26:00 PM	5.3	46.0
11/02/2015 10:27:00 PM	4.9	45.3
11/02/2015 10:28:00 PM	5.1	47.2
11/02/2015 11:42:00 PM	5.1	44.5
11/02/2015 11:43:00 PM	4.7	45.5
11/02/2015 11:44:00 PM	5.1	43.4
11/02/2015 11:45:00 PM	4.9	44.2
11/02/2015 11:46:00 PM	4.9	45.4
11/02/2015 11:47:00 PM	4.9	43.1
11/02/2015 11:48:00 PM	5.0	44.2
11/02/2015 11:49:00 PM	4.7	42.8
11/02/2015 11:50:00 PM	4.8	43.7
11/02/2015 11:51:00 PM	4.5	41.9
11/02/2015 11:52:00 PM	4.2	41.4
11/02/2015 11:53:00 PM	4.7	43.0
11/02/2015 11:54:00 PM	4.7	42.8
11/02/2015 11:55:00 PM	4.6	43.3
11/02/2015 11:56:00 PM	4.2	41.8
11/02/2015 11:57:00 PM	4.1	41.1
11/02/2015 11:58:00 PM	4.7	42.8
11/02/2015 11:59:00 PM	4.5	44.0
11/03/2015 12:00:00 AM	5.2	44.1
11/03/2015 12:01:00 AM	4.7	42.4
11/03/2015 12:02:00 AM	4.6	41.8
11/03/2015 12:03:00 AM	4.1	43.4
11/03/2015 12:04:00 AM	5.0	46.0
11/03/2015 12:05:00 AM	5.1	44.2
11/03/2015 12:06:00 AM	5.3	43.8
11/03/2015 12:07:00 AM	4.9	43.6
11/03/2015 12:08:00 AM	4.9	43.7
11/03/2015 12:09:00 AM	5.3	45.2
11/03/2015 12:10:00 AM	5.4	46.3
11/03/2015 12:11:00 AM	5.1	42.7

11/03/2015 12:12:00 AM	4.9	43.5
11/03/2015 12:13:00 AM	5.0	43.7
11/03/2015 12:14:00 AM	5.2	44.8
11/03/2015 12:15:00 AM	4.9	43.9
11/03/2015 12:16:00 AM	5.1	44.1
11/03/2015 12:17:00 AM	4.3	42.3
11/03/2015 12:18:00 AM	4.7	43.7
11/03/2015 12:19:00 AM	5.1	43.1
11/03/2015 12:20:00 AM	5.2	45.0
11/03/2015 12:21:00 AM	5.1	44.0
11/03/2015 12:22:00 AM	5.2	45.2
11/03/2015 12:23:00 AM	4.9	43.2
11/03/2015 12:24:00 AM	4.9	43.3
11/03/2015 12:25:00 AM	4.9	44.0
11/03/2015 12:26:00 AM	4.9	45.0
11/03/2015 12:27:00 AM	4.8	44.0
11/03/2015 12:28:00 AM	5.4	45.3
11/03/2015 12:29:00 AM	5.4	44.9
11/03/2015 12:30:00 AM	4.8	42.4
11/03/2015 12:31:00 AM	4.6	42.2
11/03/2015 12:32:00 AM	4.8	43.0
11/03/2015 12:33:00 AM	4.7	41.9
11/03/2015 12:34:00 AM	4.6	41.7
11/03/2015 12:35:00 AM	4.5	43.0
11/03/2015 12:36:00 AM	5.1	47.0
11/03/2015 12:37:00 AM	5.4	44.3
11/03/2015 12:38:00 AM	4.7	43.6
11/03/2015 12:39:00 AM	5.1	44.0
11/03/2015 12:40:00 AM	4.8	42.1
11/03/2015 12:41:00 AM	4.5	41.4
11/03/2015 12:42:00 AM	4.9	42.3
11/03/2015 12:43:00 AM	4.8	42.5
11/03/2015 12:44:00 AM	4.8	42.7
11/03/2015 12:45:00 AM	5.1	42.4
11/03/2015 12:46:00 AM	4.9	43.3
11/03/2015 12:47:00 AM	4.7	41.8
11/03/2015 12:48:00 AM	4.4	43.4
11/03/2015 12:49:00 AM	4.5	42.2
11/03/2015 12:50:00 AM	4.7	41.7
11/03/2015 12:51:00 AM	4.3	43.4
11/03/2015 12:52:00 AM	4.3	42.5
11/03/2015 12:53:00 AM	4.7	43.4
11/03/2015 12:54:00 AM	4.7	43.6
11/03/2015 12:55:00 AM	4.8	44.4
11/03/2015 12:56:00 AM	5.1	43.1
11/03/2015 12:57:00 AM	4.2	42.2
11/03/2015 12:58:00 AM	5.0	43.5
11/03/2015 12:59:00 AM	4.9	44.3
11/03/2015 1:00:00 AM	5.4	44.2
11/03/2015 1:01:00 AM	4.9	42.5
11/03/2015 1:02:00 AM	4.7	44.8
11/03/2015 1:03:00 AM	4.5	41.6
11/03/2015 1:04:00 AM	4.0	40.4
11/03/2015 1:05:00 AM	4.4	43.1
11/03/2015 1:06:00 AM	4.7	41.6

11/03/2015 1:07:00 AM	4.9	42.7
11/03/2015 1:08:00 AM	4.8	41.0
11/03/2015 1:09:00 AM	4.4	43.3
11/03/2015 1:10:00 AM	4.3	42.9
11/03/2015 1:11:00 AM	4.7	44.6
11/03/2015 1:12:00 AM	4.5	40.7
11/03/2015 1:13:00 AM	4.0	40.4
11/03/2015 1:14:00 AM	4.0	40.5
11/03/2015 1:15:00 AM	4.3	39.8
11/03/2015 1:16:00 AM	4.0	41.0
11/03/2015 1:17:00 AM	4.5	40.3
11/03/2015 1:18:00 AM	4.5	41.4
11/03/2015 1:19:00 AM	4.5	40.7
11/03/2015 1:20:00 AM	4.7	42.2
11/03/2015 1:21:00 AM	4.3	39.4
11/03/2015 1:22:00 AM	3.8	39.2
11/03/2015 1:23:00 AM	3.6	38.6
11/03/2015 1:24:00 AM	3.8	38.8
11/03/2015 1:25:00 AM	3.6	38.9
11/03/2015 1:26:00 AM	3.7	39.2
11/03/2015 1:27:00 AM	3.9	39.4
11/03/2015 1:28:00 AM	4.1	40.5
11/03/2015 1:29:00 AM	4.2	41.3
11/03/2015 1:30:00 AM	4.4	40.9
11/03/2015 1:31:00 AM	4.1	42.1
11/03/2015 1:32:00 AM	4.5	41.1
11/03/2015 1:33:00 AM	4.5	42.2
11/03/2015 1:34:00 AM	4.9	42.3
11/03/2015 1:35:00 AM	4.2	41.5
11/03/2015 1:36:00 AM	4.7	41.0
11/03/2015 1:37:00 AM	4.2	40.6
11/03/2015 1:38:00 AM	4.3	41.0
11/03/2015 1:39:00 AM	4.2	40.9
11/03/2015 1:40:00 AM	4.8	41.3
11/03/2015 1:42:00 AM	4.3	40.3
11/03/2015 1:43:00 AM	3.7	39.6
11/03/2015 1:44:00 AM	4.3	40.9
11/03/2015 1:45:00 AM	3.9	40.6
11/03/2015 1:46:00 AM	4.3	40.3
11/03/2015 1:47:00 AM	3.9	40.2
11/03/2015 1:48:00 AM	3.8	40.5
11/03/2015 1:49:00 AM	4.6	40.4
11/03/2015 1:50:00 AM	3.9	39.9
11/03/2015 1:51:00 AM	4.3	40.2
11/03/2015 1:52:00 AM	4.5	40.9
11/03/2015 1:53:00 AM	4.4	41.2
11/03/2015 1:54:00 AM	4.0	39.2
11/03/2015 1:55:00 AM	3.9	40.4
11/03/2015 1:56:00 AM	3.8	39.3
11/03/2015 1:57:00 AM	3.6	39.2
11/03/2015 1:58:00 AM	3.7	39.6
11/03/2015 1:59:00 AM	4.1	39.3
11/03/2015 2:00:00 AM	4.0	39.4
11/03/2015 2:01:00 AM	3.7	38.4
11/03/2015 2:02:00 AM	4.1	40.6

11/03/2015 2:03:00 AM	4.3	39.3
11/03/2015 2:04:00 AM	3.9	40.1
11/03/2015 2:05:00 AM	3.8	39.0
11/03/2015 2:06:00 AM	4.2	40.5
11/03/2015 2:07:00 AM	4.2	38.8
11/03/2015 2:08:00 AM	3.5	38.5
11/03/2015 2:09:00 AM	3.9	39.6
11/03/2015 2:10:00 AM	3.6	38.7
11/03/2015 2:11:00 AM	3.5	39.1
11/03/2015 2:12:00 AM	3.7	38.7
11/03/2015 2:16:00 AM	3.7	39.0
11/03/2015 2:17:00 AM	3.7	38.5
11/03/2015 2:28:00 AM	3.6	37.7
11/03/2015 2:31:00 AM	4.0	39.5
11/03/2015 2:32:00 AM	3.6	37.9
11/03/2015 2:35:00 AM	3.8	39.1
11/03/2015 2:36:00 AM	3.9	37.6
11/03/2015 2:38:00 AM	3.8	37.8
11/03/2015 2:39:00 AM	3.5	37.7
11/03/2015 2:40:00 AM	3.5	38.5
11/03/2015 2:57:00 AM	3.6	37.1
11/03/2015 3:11:00 AM	3.5	38.0
11/03/2015 3:12:00 AM	3.6	38.2
11/03/2015 3:13:00 AM	3.9	39.9
11/03/2015 3:14:00 AM	4.0	38.8
11/03/2015 3:15:00 AM	3.7	37.8
11/03/2015 3:16:00 AM	3.6	38.6
11/03/2015 3:17:00 AM	4.2	39.5
11/03/2015 3:18:00 AM	4.2	39.0
11/03/2015 3:19:00 AM	3.8	37.6
11/03/2015 3:20:00 AM	4.0	37.7
11/03/2015 3:21:00 AM	3.7	38.0
11/03/2015 3:22:00 AM	3.5	37.0
11/03/2015 3:23:00 AM	3.6	37.8
11/03/2015 3:24:00 AM	4.3	40.6
11/03/2015 3:25:00 AM	3.8	37.6
11/03/2015 3:27:00 AM	3.7	37.6
11/03/2015 3:28:00 AM	3.5	37.3
11/03/2015 3:29:00 AM	3.8	37.8
11/03/2015 3:31:00 AM	3.6	38.1
11/03/2015 3:32:00 AM	3.5	38.2
11/03/2015 3:33:00 AM	3.5	37.5
11/03/2015 3:40:00 AM	3.8	37.1
11/03/2015 3:54:00 AM	3.7	38.2
11/03/2015 3:55:00 AM	3.9	38.1
11/03/2015 3:56:00 AM	3.6	38.3
11/03/2015 3:57:00 AM	3.7	38.3
11/03/2015 3:58:00 AM	4.0	38.7
11/03/2015 4:00:00 AM	4.2	39.1
11/03/2015 4:01:00 AM	4.1	39.6
11/03/2015 4:02:00 AM	4.6	46.1
11/03/2015 4:03:00 AM	4.5	40.6
11/03/2015 4:04:00 AM	3.9	37.8
11/03/2015 4:05:00 AM	3.8	37.6
11/03/2015 4:06:00 AM	3.8	37.2

11/03/2015 4:08:00 AM	3.7	38.0
11/03/2015 4:13:00 AM	3.7	37.7
11/03/2015 4:16:00 AM	3.5	38.2
11/03/2015 4:19:00 AM	3.5	38.6
11/03/2015 4:20:00 AM	3.5	37.9
11/03/2015 4:21:00 AM	3.9	37.2
11/03/2015 4:23:00 AM	3.7	38.2
11/03/2015 4:25:00 AM	3.6	38.4
11/03/2015 4:26:00 AM	3.5	37.7
11/03/2015 4:27:00 AM	3.8	39.0
11/03/2015 4:28:00 AM	3.9	38.5
11/03/2015 4:29:00 AM	3.7	38.5
11/03/2015 4:30:00 AM	4.1	40.2
11/03/2015 4:31:00 AM	3.9	38.5
11/03/2015 4:32:00 AM	4.0	38.4
11/03/2015 4:33:00 AM	4.2	39.7
11/03/2015 4:34:00 AM	4.4	39.6
11/03/2015 4:35:00 AM	4.4	40.5
11/03/2015 4:36:00 AM	4.1	38.4
11/03/2015 4:37:00 AM	3.8	38.1
11/03/2015 4:38:00 AM	3.9	38.4
11/03/2015 4:39:00 AM	4.1	38.6
11/03/2015 4:40:00 AM	3.9	38.6
11/03/2015 4:41:00 AM	3.8	38.6
11/03/2015 4:42:00 AM	4.0	39.8
11/03/2015 4:43:00 AM	4.2	38.8
11/03/2015 4:44:00 AM	3.9	38.3
11/03/2015 4:45:00 AM	4.0	39.5
11/03/2015 4:46:00 AM	3.9	37.8
11/03/2015 4:47:00 AM	3.5	38.2
11/03/2015 4:48:00 AM	3.6	38.3
11/03/2015 4:51:00 AM	3.7	39.0
11/03/2015 4:52:00 AM	3.8	39.1
11/03/2015 4:53:00 AM	4.0	38.2
11/03/2015 4:55:00 AM	3.8	38.6
11/03/2015 4:56:00 AM	4.3	41.0
11/03/2015 4:57:00 AM	3.9	39.4
11/03/2015 4:58:00 AM	3.8	38.2
11/04/2015 10:02:00 PM	3.7	40.5
11/04/2015 10:04:00 PM	3.8	50.8
11/04/2015 10:05:00 PM	3.8	41.0
11/04/2015 10:06:00 PM	3.6	40.7
11/04/2015 10:09:00 PM	3.8	41.8
11/04/2015 10:10:00 PM	3.5	40.3
11/04/2015 10:11:00 PM	3.9	40.6
11/04/2015 10:12:00 PM	3.8	41.1
11/04/2015 10:13:00 PM	3.5	40.0
11/04/2015 10:14:00 PM	3.6	40.8
11/04/2015 10:15:00 PM	3.5	46.2
11/04/2015 10:16:00 PM	3.7	41.2
11/04/2015 10:17:00 PM	3.7	42.4
11/04/2015 10:19:00 PM	3.6	40.9
11/04/2015 10:21:00 PM	4.0	40.9
11/04/2015 10:22:00 PM	3.8	40.1
11/04/2015 10:32:00 PM	3.8	43.3

11/04/2015 11:25:00 PM	3.6	40.5
11/05/2015 12:17:00 AM	3.5	40.2
11/05/2015 12:29:00 AM	3.6	39.6
11/05/2015 12:30:00 AM	3.6	39.4
11/05/2015 12:32:00 AM	3.5	39.3
11/05/2015 10:00:00 PM	4.4	38.4
11/05/2015 10:01:00 PM	4.0	41.4
11/05/2015 10:02:00 PM	4.2	40.4
11/05/2015 10:03:00 PM	3.9	40.5
11/05/2015 11:10:00 PM	5.2	41.7
11/05/2015 11:11:00 PM	4.3	41.3
11/05/2015 11:12:00 PM	5.2	41.4
11/05/2015 11:13:00 PM	4.8	44.5
11/05/2015 11:14:00 PM	4.6	40.1
11/05/2015 11:15:00 PM	4.3	42.1
11/05/2015 11:16:00 PM	4.5	42.7
11/05/2015 11:17:00 PM	5.2	43.7
11/05/2015 11:18:00 PM	4.4	43.8
11/05/2015 11:20:00 PM	4.9	45.3
11/05/2015 11:22:00 PM	4.8	42.5
11/05/2015 11:23:00 PM	4.1	43.3
11/05/2015 11:24:00 PM	5.0	43.9
11/05/2015 11:25:00 PM	5.3	42.5
11/05/2015 11:26:00 PM	5.1	45.7
11/05/2015 11:27:00 PM	5.3	45.4
11/05/2015 11:28:00 PM	5.9	45.9
11/05/2015 11:30:00 PM	4.6	43.5
11/05/2015 11:31:00 PM	3.8	41.4
11/05/2015 11:32:00 PM	5.2	43.9
11/05/2015 11:33:00 PM	4.6	40.9
11/05/2015 11:36:00 PM	4.9	40.9
11/05/2015 11:37:00 PM	4.4	42.2
11/05/2015 11:38:00 PM	4.9	40.8
11/05/2015 11:39:00 PM	4.3	40.0
11/05/2015 11:40:00 PM	4.3	40.1
11/05/2015 11:41:00 PM	4.8	43.9
11/05/2015 11:42:00 PM	4.7	41.5
11/05/2015 11:43:00 PM	5.4	44.9
11/05/2015 11:44:00 PM	5.6	45.1
11/05/2015 11:45:00 PM	5.0	40.2
11/05/2015 11:47:00 PM	5.4	49.6
11/05/2015 11:48:00 PM	4.6	42.3
11/05/2015 11:49:00 PM	4.4	44.0
11/06/2015 3:24:00 AM	5.4	46.2
11/06/2015 4:35:00 AM	5.5	45.1
11/06/2015 4:36:00 AM	4.9	42.4
11/06/2015 4:37:00 AM	4.5	43.3
11/06/2015 4:39:00 AM	5.5	49.9
11/06/2015 4:41:00 AM	5.6	47.4
11/06/2015 4:42:00 AM	4.1	41.7
11/06/2015 4:44:00 AM	5.3	43.8
11/06/2015 4:48:00 AM	4.7	43.3
11/06/2015 4:49:00 AM	4.9	46.0
11/06/2015 4:50:00 AM	5.3	47.0
11/06/2015 4:51:00 AM	6.4	51.2

11/06/2015 4:53:00 AM	4.7	48.1
11/06/2015 4:55:00 AM	5.7	47.3
11/06/2015 4:56:00 AM	5.7	45.9
11/06/2015 4:57:00 AM	5.2	49.5
11/06/2015 4:59:00 AM	5.8	46.0
11/06/2015 10:01:00 PM	4.8	44.4
11/06/2015 10:02:00 PM	5.2	43.1
11/06/2015 10:03:00 PM	4.7	43.5
11/06/2015 10:04:00 PM	4.4	46.9
11/06/2015 10:07:00 PM	5.2	44.8
11/06/2015 10:08:00 PM	5.1	47.8
11/06/2015 10:09:00 PM	6.4	50.0
11/06/2015 10:10:00 PM	5.4	45.9
11/06/2015 10:11:00 PM	5.9	48.0
11/06/2015 10:12:00 PM	5.1	47.3
11/06/2015 10:13:00 PM	4.9	42.5
11/06/2015 10:14:00 PM	4.6	45.6
11/06/2015 10:15:00 PM	4.8	41.4
11/06/2015 10:16:00 PM	4.4	45.0
11/06/2015 10:17:00 PM	5.5	43.3
11/06/2015 10:18:00 PM	4.9	43.9
11/06/2015 10:20:00 PM	4.1	43.8
11/06/2015 10:21:00 PM	5.4	45.7
11/06/2015 10:22:00 PM	5.0	49.5
11/06/2015 10:24:00 PM	4.9	43.9
11/06/2015 10:25:00 PM	5.2	45.7
11/06/2015 10:26:00 PM	5.6	46.3
11/06/2015 10:27:00 PM	5.8	45.7
11/06/2015 10:28:00 PM	4.9	41.9
11/06/2015 10:29:00 PM	4.1	43.3
11/06/2015 10:31:00 PM	5.1	46.2
11/06/2015 10:32:00 PM	5.6	46.6
11/06/2015 10:33:00 PM	5.4	45.8
11/06/2015 10:34:00 PM	5.1	42.3
11/06/2015 10:36:00 PM	5.0	43.3
11/06/2015 10:37:00 PM	4.4	39.3
11/06/2015 10:38:00 PM	3.8	40.9
11/06/2015 10:40:00 PM	5.9	49.4
11/06/2015 10:41:00 PM	4.9	44.7
11/06/2015 10:42:00 PM	5.6	47.2
11/06/2015 10:43:00 PM	5.8	46.5
11/06/2015 10:44:00 PM	5.3	48.4
11/06/2015 10:45:00 PM	6.0	48.2
11/06/2015 10:46:00 PM	5.6	47.7
11/06/2015 10:47:00 PM	5.7	47.7
11/06/2015 10:48:00 PM	5.9	46.1
11/06/2015 10:49:00 PM	5.2	44.9
11/06/2015 10:50:00 PM	5.3	47.0
11/06/2015 10:51:00 PM	5.4	45.9
11/06/2015 10:52:00 PM	6.0	49.2
11/06/2015 10:53:00 PM	4.7	41.2
11/06/2015 10:54:00 PM	4.4	41.9
11/06/2015 10:55:00 PM	5.1	48.2
11/06/2015 10:56:00 PM	5.3	49.0
11/06/2015 10:57:00 PM	6.3	49.7

11/06/2015 10:58:00 PM	6.1	49.8
11/06/2015 10:59:00 PM	6.3	52.3
11/06/2015 11:00:00 PM	7.0	54.3
11/06/2015 11:01:00 PM	7.1	51.5
11/06/2015 11:02:00 PM	5.8	49.3
11/06/2015 11:03:00 PM	6.6	52.6
11/06/2015 11:04:00 PM	6.5	50.6
11/06/2015 11:05:00 PM	5.8	48.5
11/06/2015 11:08:00 PM	5.8	50.9
11/06/2015 11:09:00 PM	6.5	50.6
11/06/2015 11:10:00 PM	5.7	49.3
11/06/2015 11:11:00 PM	6.7	53.0
11/06/2015 11:12:00 PM	6.4	47.9
11/06/2015 11:14:00 PM	4.7	44.7
11/06/2015 11:17:00 PM	4.7	45.2
11/06/2015 11:18:00 PM	4.8	47.8
11/06/2015 11:19:00 PM	5.4	43.9
11/06/2015 11:20:00 PM	4.5	41.1
11/06/2015 11:22:00 PM	4.7	40.9
11/06/2015 11:44:00 PM	6.0	48.1
11/06/2015 11:46:00 PM	6.7	54.2
11/06/2015 11:47:00 PM	5.8	49.9
11/06/2015 11:48:00 PM	6.6	51.0
11/06/2015 11:50:00 PM	4.9	49.0
11/06/2015 11:51:00 PM	6.5	51.8
11/06/2015 11:52:00 PM	5.6	46.8
11/06/2015 11:53:00 PM	5.6	50.7
11/06/2015 11:55:00 PM	6.7	49.2
11/06/2015 11:56:00 PM	5.8	48.2
11/06/2015 11:57:00 PM	5.5	43.7
11/06/2015 11:58:00 PM	5.9	47.2
11/06/2015 11:59:00 PM	5.9	47.7
11/07/2015 12:00:00 AM	5.5	47.7
11/07/2015 12:01:00 AM	6.4	51.1
11/07/2015 12:02:00 AM	5.5	41.8
11/07/2015 12:03:00 AM	4.5	43.2
11/07/2015 12:04:00 AM	4.9	44.0
11/07/2015 12:06:00 AM	5.4	43.5
11/07/2015 12:08:00 AM	6.4	48.8
11/07/2015 12:09:00 AM	5.3	44.1
11/07/2015 12:11:00 AM	6.0	46.8
11/07/2015 12:12:00 AM	5.5	48.5
11/07/2015 12:13:00 AM	5.2	46.7
11/07/2015 12:14:00 AM	4.8	42.4
11/07/2015 12:15:00 AM	4.4	43.6
11/07/2015 12:16:00 AM	5.4	50.5
11/07/2015 12:17:00 AM	6.9	52.8
11/07/2015 12:18:00 AM	6.4	49.4
11/07/2015 12:19:00 AM	5.7	47.9
11/07/2015 12:20:00 AM	5.4	45.8
11/07/2015 12:21:00 AM	5.9	49.0
11/07/2015 12:22:00 AM	5.5	44.5
11/07/2015 12:23:00 AM	4.7	42.0
11/07/2015 12:24:00 AM	4.2	42.0
11/07/2015 12:25:00 AM	5.2	45.3

11/07/2015 12:26:00 AM	4.7	40.5
11/07/2015 12:27:00 AM	4.6	42.5
11/07/2015 12:28:00 AM	5.2	44.4
11/07/2015 12:29:00 AM	5.4	44.3
11/07/2015 12:30:00 AM	5.2	42.1
11/07/2015 12:31:00 AM	4.5	40.8
11/07/2015 12:32:00 AM	4.1	43.4
11/07/2015 12:33:00 AM	4.7	41.4
11/07/2015 12:34:00 AM	4.1	43.0
11/07/2015 12:35:00 AM	5.1	42.1
11/07/2015 12:36:00 AM	4.3	43.3
11/07/2015 12:37:00 AM	5.2	44.6
11/07/2015 12:38:00 AM	4.7	42.9
11/07/2015 12:39:00 AM	4.3	43.9
11/07/2015 12:41:00 AM	4.4	43.2
11/07/2015 12:42:00 AM	3.9	39.0
11/07/2015 12:43:00 AM	4.7	40.4
11/07/2015 12:44:00 AM	4.1	39.6
11/07/2015 12:45:00 AM	4.4	38.9
11/07/2015 12:46:00 AM	4.7	44.5
11/07/2015 12:47:00 AM	4.8	42.5
11/07/2015 12:48:00 AM	4.6	38.4
11/07/2015 12:49:00 AM	4.6	43.2
11/07/2015 12:50:00 AM	4.7	39.4
11/07/2015 12:51:00 AM	3.9	38.8
11/07/2015 12:52:00 AM	4.8	43.0
11/07/2015 12:53:00 AM	4.8	42.1
11/07/2015 12:54:00 AM	4.9	43.6
11/07/2015 12:56:00 AM	4.6	41.7
11/07/2015 12:57:00 AM	5.1	41.3
11/07/2015 12:58:00 AM	5.2	46.1
11/07/2015 12:59:00 AM	5.4	45.5
11/07/2015 1:00:00 AM	4.7	43.5
11/07/2015 1:01:00 AM	4.8	41.2
11/07/2015 1:02:00 AM	5.2	45.2
11/07/2015 1:03:00 AM	4.3	43.4
11/07/2015 1:04:00 AM	5.1	50.7
11/07/2015 1:06:00 AM	5.1	46.3
11/07/2015 1:07:00 AM	5.5	45.4
11/07/2015 1:08:00 AM	5.3	42.8
11/07/2015 1:09:00 AM	4.3	43.2
11/07/2015 1:10:00 AM	5.0	43.7
11/07/2015 1:11:00 AM	5.3	44.9
11/07/2015 1:12:00 AM	4.4	40.3
11/07/2015 1:13:00 AM	4.5	40.2
11/07/2015 1:14:00 AM	3.8	39.3
11/07/2015 1:15:00 AM	3.8	40.3
11/07/2015 1:16:00 AM	4.9	44.6
11/07/2015 1:18:00 AM	4.5	41.6
11/07/2015 1:19:00 AM	4.2	38.9
11/07/2015 1:20:00 AM	4.2	42.5
11/07/2015 1:21:00 AM	4.8	41.6
11/07/2015 1:22:00 AM	4.8	45.0
11/07/2015 1:23:00 AM	4.8	42.8
11/07/2015 1:24:00 AM	4.6	44.5

11/07/2015 1:26:00 AM	6.0	47.8
11/07/2015 1:27:00 AM	6.0	50.6
11/07/2015 1:28:00 AM	6.2	50.3
11/07/2015 1:29:00 AM	6.2	48.3
11/07/2015 1:30:00 AM	5.4	45.4
11/07/2015 1:58:00 AM	4.4	38.5
11/07/2015 1:59:00 AM	5.3	45.9
11/07/2015 2:00:00 AM	5.3	40.8
11/07/2015 2:01:00 AM	4.3	41.2
11/07/2015 2:02:00 AM	4.8	42.9
11/07/2015 2:03:00 AM	5.0	47.1
11/07/2015 2:04:00 AM	5.8	46.4
11/07/2015 2:05:00 AM	5.4	42.4
11/07/2015 2:06:00 AM	4.3	39.7
11/07/2015 2:07:00 AM	4.7	41.6
11/07/2015 2:08:00 AM	4.3	43.9
11/07/2015 2:09:00 AM	5.3	43.2
11/07/2015 2:10:00 AM	4.9	45.2
11/07/2015 2:11:00 AM	5.6	49.5
11/07/2015 2:12:00 AM	5.3	45.9
11/07/2015 2:14:00 AM	3.6	40.2
11/07/2015 2:15:00 AM	4.8	42.5
11/07/2015 2:16:00 AM	4.2	38.7
11/07/2015 2:17:00 AM	4.4	42.5
11/07/2015 2:18:00 AM	4.2	40.1
11/07/2015 2:19:00 AM	4.4	41.0
11/07/2015 2:20:00 AM	4.0	40.2
11/07/2015 2:21:00 AM	4.6	39.5
11/07/2015 2:22:00 AM	3.9	40.3
11/07/2015 2:23:00 AM	4.2	39.9
11/07/2015 2:24:00 AM	4.8	43.4
11/07/2015 2:25:00 AM	4.2	38.2
11/07/2015 2:26:00 AM	4.0	37.9
11/07/2015 2:28:00 AM	3.8	37.5
11/07/2015 2:30:00 AM	3.7	40.4
11/07/2015 2:31:00 AM	4.5	41.3
11/07/2015 2:32:00 AM	4.2	41.6
11/07/2015 2:33:00 AM	5.5	45.7
11/07/2015 2:34:00 AM	4.6	42.4
11/07/2015 2:35:00 AM	4.2	41.0
11/07/2015 2:36:00 AM	5.1	45.1
11/07/2015 2:37:00 AM	4.0	39.1
11/07/2015 2:38:00 AM	4.6	42.9
11/07/2015 2:39:00 AM	5.2	45.2
11/07/2015 2:40:00 AM	5.8	48.2
11/07/2015 2:41:00 AM	4.9	41.5
11/07/2015 2:42:00 AM	4.6	41.3
11/07/2015 2:43:00 AM	4.4	40.4
11/07/2015 2:44:00 AM	4.5	39.7
11/07/2015 2:45:00 AM	4.7	44.2
11/07/2015 2:46:00 AM	5.2	46.5
11/07/2015 2:47:00 AM	4.7	40.1
11/07/2015 2:48:00 AM	5.1	47.5
11/07/2015 2:50:00 AM	4.7	43.2
11/07/2015 2:51:00 AM	4.7	41.5

11/07/2015 2:52:00 AM	4.2	38.3
11/07/2015 2:53:00 AM	4.3	41.8
11/07/2015 2:54:00 AM	4.8	44.2
11/07/2015 2:55:00 AM	4.7	42.5
11/07/2015 2:56:00 AM	5.3	45.1
11/07/2015 2:57:00 AM	4.7	39.8
11/07/2015 2:58:00 AM	4.3	41.4
11/07/2015 2:59:00 AM	4.6	42.9
11/07/2015 3:00:00 AM	4.8	44.3
11/07/2015 3:01:00 AM	5.4	43.1
11/07/2015 3:02:00 AM	5.1	42.7
11/07/2015 3:03:00 AM	5.0	42.3
11/07/2015 3:06:00 AM	5.2	45.2
11/07/2015 3:07:00 AM	4.9	40.5
11/07/2015 3:08:00 AM	4.7	42.6
11/07/2015 3:09:00 AM	5.2	47.5
11/07/2015 3:10:00 AM	6.2	50.9
11/07/2015 3:11:00 AM	4.7	41.9
11/07/2015 3:13:00 AM	5.7	48.2
11/07/2015 3:14:00 AM	5.3	44.0
11/07/2015 3:15:00 AM	5.5	46.3
11/07/2015 3:16:00 AM	4.8	42.0
11/07/2015 3:17:00 AM	5.3	45.4
11/07/2015 3:18:00 AM	4.8	46.3
11/07/2015 3:19:00 AM	6.2	49.4
11/07/2015 3:20:00 AM	4.9	41.5
11/07/2015 3:21:00 AM	4.1	46.2
11/07/2015 3:23:00 AM	6.1	45.2
11/07/2015 3:24:00 AM	4.5	40.9
11/07/2015 3:25:00 AM	4.8	45.6
11/07/2015 3:26:00 AM	5.0	40.9
11/07/2015 3:27:00 AM	4.3	42.9
11/07/2015 3:28:00 AM	4.5	45.4
11/07/2015 3:29:00 AM	6.2	49.2
11/07/2015 3:31:00 AM	5.1	44.5
11/07/2015 3:32:00 AM	4.8	44.7
11/07/2015 3:33:00 AM	4.5	42.8
11/07/2015 3:34:00 AM	5.4	46.6
11/07/2015 3:35:00 AM	5.2	43.0
11/07/2015 3:36:00 AM	5.2	45.9
11/07/2015 3:37:00 AM	4.9	41.8
11/07/2015 3:38:00 AM	5.1	46.7
11/07/2015 3:39:00 AM	4.7	42.7
11/07/2015 3:40:00 AM	5.1	42.2
11/07/2015 3:41:00 AM	4.3	38.1
11/07/2015 3:42:00 AM	3.8	40.5
11/07/2015 3:43:00 AM	4.7	41.9
11/07/2015 3:44:00 AM	4.6	40.6
11/07/2015 3:45:00 AM	3.8	38.7
11/07/2015 3:46:00 AM	3.9	39.8
11/07/2015 3:47:00 AM	4.8	42.2
11/07/2015 3:48:00 AM	4.3	42.2
11/07/2015 3:49:00 AM	4.1	41.5
11/07/2015 3:50:00 AM	5.1	43.5
11/07/2015 3:51:00 AM	5.0	42.5

11/07/2015 3:52:00 AM	4.1	41.3
11/07/2015 3:53:00 AM	4.5	38.3
11/07/2015 3:54:00 AM	4.5	43.9
11/07/2015 3:55:00 AM	5.4	47.2
11/07/2015 3:56:00 AM	5.0	41.5
11/07/2015 3:57:00 AM	3.9	38.8
11/07/2015 3:58:00 AM	4.5	40.8
11/07/2015 3:59:00 AM	4.6	40.4
11/07/2015 4:00:00 AM	4.2	40.1
11/07/2015 4:01:00 AM	4.5	44.7
11/07/2015 4:03:00 AM	4.0	37.2
11/07/2015 4:04:00 AM	4.2	38.0
11/07/2015 4:05:00 AM	3.7	36.5
11/07/2015 4:06:00 AM	4.8	43.4
11/07/2015 4:07:00 AM	4.4	38.7
11/07/2015 4:12:00 AM	3.8	38.6
11/07/2015 4:13:00 AM	3.7	40.0
11/07/2015 4:14:00 AM	4.6	38.9
11/07/2015 4:15:00 AM	4.1	38.5
11/07/2015 4:16:00 AM	4.5	39.3
11/07/2015 4:17:00 AM	4.3	39.2
11/07/2015 4:18:00 AM	3.8	38.9
11/07/2015 4:19:00 AM	4.1	38.2
11/07/2015 4:20:00 AM	3.7	36.7
11/07/2015 4:23:00 AM	3.8	37.3
11/07/2015 4:24:00 AM	4.1	39.3
11/07/2015 4:25:00 AM	4.9	42.8
11/07/2015 4:26:00 AM	5.0	42.3
11/07/2015 4:27:00 AM	4.0	41.6
11/07/2015 4:28:00 AM	5.8	46.0
11/07/2015 4:29:00 AM	4.7	39.3
11/07/2015 4:30:00 AM	4.6	44.4
11/07/2015 4:31:00 AM	4.8	40.5
11/07/2015 4:32:00 AM	3.9	39.0
11/07/2015 4:33:00 AM	4.8	40.3
11/07/2015 4:34:00 AM	4.4	39.0
11/07/2015 4:35:00 AM	4.0	37.1
11/07/2015 4:36:00 AM	3.9	38.6
11/07/2015 4:37:00 AM	3.9	37.0
11/07/2015 4:38:00 AM	4.0	40.0
11/07/2015 4:40:00 AM	3.7	35.8
11/07/2015 4:41:00 AM	3.6	36.0
11/07/2015 4:43:00 AM	3.9	36.5
11/07/2015 4:44:00 AM	4.5	41.5
11/07/2015 4:45:00 AM	4.3	39.8
11/07/2015 4:46:00 AM	4.1	39.0
11/07/2015 4:47:00 AM	4.2	37.5
11/07/2015 4:48:00 AM	4.3	39.2
11/07/2015 4:49:00 AM	3.9	40.1
11/07/2015 4:50:00 AM	4.3	37.5
11/07/2015 4:52:00 AM	4.2	39.4
11/07/2015 4:53:00 AM	4.4	38.7
11/07/2015 4:54:00 AM	4.6	38.6
11/07/2015 4:55:00 AM	3.9	39.6
11/07/2015 4:56:00 AM	4.7	38.0

11/07/2015 4:57:00 AM	4.1	38.1
11/07/2015 4:58:00 AM	4.0	38.3
11/07/2015 4:59:00 AM	3.6	37.1
11/07/2015 10:00:00 PM	5.2	45.3
11/07/2015 10:02:00 PM	5.6	44.5
11/07/2015 10:06:00 PM	6.6	50.4
11/07/2015 10:07:00 PM	5.6	47.4
11/07/2015 10:08:00 PM	6.4	52.1
11/07/2015 10:09:00 PM	5.9	49.7
11/07/2015 10:11:00 PM	6.0	50.7
11/07/2015 10:12:00 PM	5.9	49.5
11/07/2015 10:13:00 PM	6.0	46.4
11/07/2015 10:14:00 PM	5.5	47.4
11/07/2015 10:15:00 PM	5.6	49.0
11/07/2015 10:17:00 PM	4.9	45.0
11/07/2015 10:18:00 PM	5.8	49.6
11/07/2015 10:19:00 PM	5.0	46.2
11/07/2015 10:20:00 PM	5.8	49.9
11/07/2015 10:21:00 PM	6.9	54.3
11/07/2015 10:24:00 PM	6.6	53.4
11/07/2015 10:26:00 PM	4.8	47.8
11/07/2015 10:27:00 PM	6.2	47.1
11/07/2015 10:28:00 PM	5.2	45.8
11/07/2015 10:29:00 PM	5.4	46.0
11/07/2015 10:31:00 PM	7.3	52.4
11/07/2015 10:34:00 PM	6.6	49.9
11/07/2015 10:36:00 PM	7.1	53.3
11/07/2015 10:37:00 PM	5.9	47.5
11/07/2015 10:40:00 PM	5.0	45.8
11/07/2015 10:43:00 PM	6.8	50.7
11/07/2015 10:44:00 PM	6.1	48.5
11/07/2015 10:45:00 PM	6.6	53.5
11/07/2015 10:47:00 PM	7.0	51.9
11/07/2015 10:48:00 PM	5.9	48.2
11/07/2015 10:49:00 PM	5.8	50.5
11/07/2015 10:50:00 PM	5.0	47.1
11/07/2015 10:51:00 PM	5.7	46.8
11/07/2015 10:53:00 PM	4.8	43.7
11/07/2015 10:54:00 PM	5.4	47.4
11/07/2015 10:55:00 PM	5.3	44.3
11/07/2015 10:56:00 PM	5.0	46.3
11/07/2015 10:57:00 PM	5.9	49.7
11/07/2015 10:58:00 PM	6.8	54.5
11/07/2015 10:59:00 PM	5.6	47.4
11/07/2015 11:00:00 PM	5.3	45.5
11/07/2015 11:01:00 PM	4.5	41.7
11/07/2015 11:02:00 PM	4.7	41.5
11/07/2015 11:04:00 PM	5.3	46.2
11/07/2015 11:05:00 PM	6.0	50.5
11/07/2015 11:07:00 PM	6.3	48.7
11/07/2015 11:08:00 PM	5.3	43.9
11/07/2015 11:10:00 PM	5.5	44.5
11/07/2015 11:13:00 PM	6.5	51.1
11/07/2015 11:14:00 PM	6.2	50.8
11/07/2015 11:15:00 PM	5.3	43.0

11/07/2015 11:16:00 PM	4.6	42.4
11/07/2015 11:17:00 PM	4.5	45.2
11/07/2015 11:18:00 PM	4.8	40.7
11/07/2015 11:19:00 PM	5.1	46.0
11/07/2015 11:20:00 PM	5.8	45.8
11/07/2015 11:21:00 PM	4.8	40.9
11/07/2015 11:22:00 PM	5.0	47.7
11/07/2015 11:23:00 PM	6.2	48.7
11/07/2015 11:24:00 PM	5.2	42.7
11/07/2015 11:25:00 PM	5.1	43.3
11/07/2015 11:26:00 PM	4.9	44.8
11/07/2015 11:27:00 PM	5.1	43.8
11/07/2015 11:28:00 PM	5.0	43.1
11/07/2015 11:30:00 PM	5.5	43.7
11/07/2015 11:31:00 PM	4.7	40.8
11/07/2015 11:32:00 PM	4.9	43.9
11/07/2015 11:33:00 PM	5.0	43.4
11/07/2015 11:34:00 PM	4.4	41.3
11/07/2015 11:35:00 PM	4.3	40.0
11/07/2015 11:36:00 PM	3.7	35.8
11/07/2015 11:37:00 PM	4.4	36.4
11/07/2015 11:38:00 PM	4.3	40.2
11/07/2015 11:39:00 PM	3.7	34.5
11/07/2015 11:40:00 PM	4.2	40.9
11/07/2015 11:42:00 PM	4.5	41.5
11/07/2015 11:43:00 PM	5.0	43.7
11/07/2015 11:44:00 PM	4.7	39.5
11/07/2015 11:45:00 PM	4.7	44.4
11/07/2015 11:47:00 PM	5.2	45.9
11/07/2015 11:48:00 PM	4.3	41.7
11/07/2015 11:49:00 PM	5.2	44.3
11/07/2015 11:50:00 PM	5.2	43.5
11/07/2015 11:51:00 PM	4.8	42.8
11/07/2015 11:52:00 PM	4.9	39.1
11/07/2015 11:53:00 PM	4.0	37.4
11/07/2015 11:54:00 PM	4.2	36.1
11/07/2015 11:55:00 PM	4.3	41.0
11/07/2015 11:57:00 PM	3.7	38.5
11/07/2015 11:58:00 PM	4.4	38.5
11/07/2015 11:59:00 PM	3.7	35.1
11/08/2015 12:00:00 AM	4.7	44.5
11/08/2015 12:01:00 AM	5.1	43.6
11/08/2015 12:02:00 AM	4.5	38.4
11/08/2015 12:03:00 AM	5.1	46.8
11/08/2015 12:04:00 AM	4.3	36.9
11/08/2015 12:05:00 AM	4.3	37.1
11/08/2015 12:06:00 AM	3.8	36.5
11/08/2015 12:07:00 AM	3.6	37.0
11/08/2015 12:08:00 AM	4.1	38.3
11/08/2015 12:09:00 AM	4.4	41.2
11/08/2015 12:10:00 AM	4.2	39.5
11/08/2015 12:13:00 AM	3.5	37.1
11/08/2015 12:14:00 AM	4.1	39.8
11/08/2015 12:15:00 AM	4.6	43.1
11/08/2015 12:16:00 AM	4.7	41.2

11/08/2015 12:17:00 AM	4.6	40.5
11/08/2015 12:18:00 AM	4.8	45.4
11/08/2015 12:19:00 AM	5.6	46.3
11/08/2015 12:20:00 AM	5.4	44.3
11/08/2015 12:21:00 AM	5.0	46.2
11/08/2015 12:22:00 AM	5.2	48.0
11/08/2015 12:23:00 AM	6.6	52.5
11/08/2015 12:24:00 AM	5.4	44.3
11/08/2015 12:25:00 AM	4.8	43.6
11/08/2015 12:26:00 AM	4.7	40.3
11/08/2015 12:27:00 AM	3.9	37.2
11/08/2015 12:30:00 AM	5.0	47.2
11/08/2015 12:31:00 AM	4.4	39.2
11/08/2015 12:32:00 AM	4.1	36.7
11/08/2015 12:33:00 AM	3.5	35.7
11/08/2015 12:34:00 AM	3.7	37.2
11/08/2015 12:35:00 AM	4.5	41.8
11/08/2015 12:36:00 AM	4.4	42.7
11/08/2015 12:38:00 AM	4.3	40.9
11/08/2015 12:39:00 AM	4.3	39.4
11/08/2015 12:40:00 AM	4.1	36.4
11/08/2015 12:42:00 AM	5.5	48.6
11/08/2015 12:43:00 AM	5.8	47.6
11/08/2015 12:44:00 AM	5.7	44.7
11/08/2015 12:45:00 AM	4.9	40.9
11/08/2015 12:46:00 AM	4.6	42.9
11/08/2015 12:47:00 AM	4.9	43.5
11/08/2015 12:48:00 AM	4.9	41.0
11/08/2015 12:50:00 AM	5.6	48.9
11/08/2015 12:51:00 AM	6.0	47.8
11/08/2015 12:53:00 AM	5.6	48.3
11/08/2015 12:54:00 AM	5.5	45.1
11/08/2015 12:55:00 AM	5.0	41.2
11/08/2015 12:56:00 AM	5.1	45.5
11/08/2015 12:57:00 AM	5.8	47.4
11/08/2015 12:58:00 AM	4.8	44.4
11/08/2015 12:59:00 AM	5.7	47.4
11/08/2015 1:00:00 AM	4.9	41.8
11/08/2015 1:01:00 AM	4.6	40.7
11/08/2015 1:02:00 AM	4.6	44.3
11/08/2015 1:04:00 AM	5.2	45.7
11/08/2015 1:06:00 AM	5.3	44.2
11/08/2015 1:07:00 AM	5.3	46.9
11/08/2015 1:08:00 AM	5.2	44.8
11/08/2015 1:09:00 AM	5.1	47.6
11/08/2015 1:10:00 AM	5.8	46.3
11/08/2015 1:11:00 AM	4.5	41.5
11/08/2015 1:12:00 AM	4.9	42.2
11/08/2015 1:13:00 AM	4.1	41.5
11/08/2015 1:14:00 AM	5.0	45.1
11/08/2015 1:15:00 AM	4.7	43.3
11/08/2015 1:18:00 AM	5.0	48.1
11/08/2015 1:19:00 AM	6.7	52.1
11/08/2015 1:20:00 AM	5.9	47.1
11/08/2015 1:21:00 AM	4.4	39.7

11/08/2015 1:22:00 AM	4.3	40.0
11/08/2015 1:23:00 AM	3.8	40.4
11/08/2015 1:24:00 AM	5.4	47.5
11/08/2015 1:25:00 AM	4.6	42.9
11/08/2015 1:26:00 AM	4.4	40.8
11/08/2015 1:27:00 AM	4.0	39.8
11/08/2015 1:28:00 AM	4.7	45.1
11/08/2015 1:29:00 AM	5.7	48.0
11/08/2015 1:30:00 AM	4.9	43.7
11/08/2015 1:31:00 AM	4.8	41.6
11/08/2015 1:32:00 AM	4.1	42.7
11/08/2015 1:33:00 AM	5.2	44.9
11/08/2015 1:35:00 AM	5.2	44.8
11/08/2015 1:36:00 AM	5.7	49.1
11/08/2015 1:37:00 AM	5.5	45.5
11/08/2015 1:38:00 AM	4.6	42.0
11/08/2015 1:39:00 AM	4.6	40.4
11/08/2015 1:40:00 AM	4.2	41.3
11/08/2015 1:41:00 AM	4.7	41.9
11/08/2015 1:42:00 AM	3.9	38.0
11/08/2015 1:43:00 AM	3.5	37.2
11/08/2015 1:45:00 AM	4.3	39.0
11/08/2015 1:46:00 AM	4.5	44.9
11/08/2015 1:47:00 AM	5.4	45.0
11/08/2015 1:48:00 AM	4.6	41.4
11/08/2015 1:49:00 AM	4.0	38.8
11/08/2015 1:50:00 AM	4.3	38.5
11/08/2015 1:51:00 AM	3.9	37.7
11/08/2015 1:52:00 AM	4.0	40.6
11/08/2015 1:53:00 AM	4.2	37.6
11/08/2015 1:54:00 AM	4.1	43.0
11/08/2015 1:55:00 AM	4.3	38.6
11/08/2015 1:56:00 AM	4.0	38.7
11/08/2015 1:57:00 AM	3.8	36.5
11/08/2015 1:58:00 AM	4.0	37.8
11/08/2015 1:59:00 AM	3.9	37.8
11/08/2015 2:00:00 AM	4.0	39.1
11/08/2015 2:01:00 AM	4.1	38.6
11/08/2015 2:02:00 AM	4.1	36.8
11/08/2015 2:04:00 AM	4.1	39.1
11/08/2015 2:05:00 AM	4.8	43.0
11/08/2015 2:06:00 AM	4.5	40.9
11/08/2015 2:07:00 AM	4.1	41.6
11/08/2015 2:08:00 AM	4.5	39.2
11/08/2015 2:09:00 AM	3.6	35.3
11/08/2015 2:11:00 AM	3.9	36.2
11/08/2015 2:12:00 AM	3.5	36.6
11/08/2015 2:13:00 AM	3.6	37.1
11/08/2015 2:14:00 AM	4.0	37.6
11/08/2015 2:15:00 AM	4.0	37.8
11/08/2015 2:16:00 AM	4.1	37.4
11/08/2015 2:18:00 AM	3.8	36.3
11/08/2015 2:20:00 AM	3.7	36.3
11/08/2015 2:22:00 AM	3.8	38.1
11/08/2015 2:23:00 AM	4.1	39.3

11/08/2015 2:24:00 AM	3.7	36.0
11/08/2015 2:25:00 AM	4.0	38.3
11/08/2015 2:26:00 AM	3.7	36.1
11/08/2015 2:27:00 AM	3.5	35.8
11/08/2015 2:28:00 AM	3.6	35.8
11/08/2015 2:29:00 AM	4.3	41.2
11/08/2015 2:30:00 AM	3.6	37.7
11/08/2015 2:31:00 AM	4.7	40.5
11/08/2015 2:32:00 AM	3.7	36.5
11/08/2015 2:33:00 AM	4.3	38.4
11/08/2015 2:34:00 AM	3.9	38.0
11/08/2015 2:36:00 AM	4.2	40.8
11/08/2015 2:37:00 AM	3.5	37.1
11/08/2015 2:38:00 AM	4.2	38.0
11/08/2015 2:40:00 AM	3.7	37.3
11/08/2015 2:42:00 AM	3.7	38.5
11/08/2015 2:43:00 AM	4.1	39.3
11/08/2015 2:44:00 AM	3.7	36.2
11/08/2015 2:45:00 AM	3.8	37.9
11/08/2015 2:46:00 AM	3.5	35.8
11/08/2015 2:49:00 AM	4.5	42.3
11/08/2015 2:50:00 AM	5.0	43.1
11/08/2015 2:51:00 AM	4.9	43.2
11/08/2015 2:52:00 AM	3.9	36.1
11/08/2015 2:57:00 AM	3.7	40.3
11/08/2015 3:00:00 AM	4.2	37.9
11/08/2015 3:01:00 AM	3.9	36.8
11/08/2015 3:04:00 AM	3.6	43.8
11/08/2015 3:05:00 AM	4.3	38.1
11/08/2015 3:07:00 AM	4.2	39.2
11/08/2015 3:08:00 AM	3.8	36.2
11/08/2015 3:15:00 AM	3.5	37.0
11/08/2015 3:16:00 AM	3.7	36.4
11/08/2015 3:17:00 AM	3.6	35.8
11/08/2015 3:20:00 AM	3.6	36.4
11/08/2015 3:23:00 AM	4.0	36.8
11/08/2015 3:27:00 AM	3.8	37.0
11/08/2015 3:28:00 AM	3.6	35.5
11/08/2015 3:29:00 AM	3.8	35.6
11/08/2015 3:30:00 AM	3.8	36.6
11/08/2015 3:31:00 AM	4.3	38.6
11/08/2015 3:32:00 AM	4.3	39.2
11/08/2015 3:33:00 AM	4.4	37.5
11/08/2015 3:34:00 AM	3.9	35.5
11/08/2015 3:35:00 AM	4.6	39.1
11/08/2015 3:36:00 AM	3.8	34.5
11/08/2015 3:37:00 AM	4.0	35.0
11/08/2015 3:40:00 AM	3.9	33.7
11/08/2015 3:43:00 AM	3.9	38.1
11/08/2015 3:44:00 AM	3.7	33.4
11/08/2015 3:45:00 AM	3.5	34.9
11/08/2015 3:46:00 AM	4.1	39.2
11/08/2015 3:47:00 AM	4.6	40.8
11/08/2015 3:48:00 AM	4.2	35.1
11/08/2015 3:49:00 AM	4.0	34.5

11/08/2015 3:53:00 AM	4.1	34.0
11/08/2015 3:57:00 AM	3.7	33.3
11/08/2015 3:59:00 AM	3.8	33.7
11/08/2015 4:00:00 AM	4.0	35.9
11/08/2015 4:01:00 AM	3.5	34.4
11/08/2015 4:02:00 AM	3.6	35.0
11/08/2015 4:04:00 AM	3.6	34.0
11/08/2015 4:13:00 AM	3.7	32.9
11/08/2015 4:16:00 AM	3.8	33.1
11/08/2015 4:20:00 AM	3.6	36.9
11/08/2015 4:21:00 AM	3.9	37.5
11/08/2015 4:22:00 AM	4.1	37.5
11/08/2015 4:23:00 AM	3.5	33.9
11/08/2015 4:24:00 AM	4.4	39.9
11/08/2015 4:25:00 AM	3.5	34.5
11/08/2015 4:26:00 AM	3.7	35.0
11/08/2015 4:27:00 AM	3.6	34.9
11/08/2015 4:28:00 AM	3.5	34.1
11/08/2015 4:30:00 AM	3.8	38.8
11/08/2015 4:33:00 AM	3.6	37.3
11/08/2015 4:34:00 AM	3.6	35.3
11/11/2015 1:37:00 AM	3.5	33.5
11/11/2015 4:11:00 AM	3.6	32.8
11/11/2015 10:31:00 PM	3.5	38.7
11/11/2015 10:34:00 PM	3.7	39.5
11/11/2015 10:53:00 PM	3.5	42.4
11/11/2015 10:54:00 PM	4.0	42.2
11/11/2015 10:55:00 PM	3.8	42.7
11/11/2015 10:56:00 PM	4.1	41.7
11/11/2015 10:57:00 PM	4.0	41.7
11/11/2015 11:00:00 PM	4.1	40.5
11/11/2015 11:02:00 PM	4.3	41.8
11/11/2015 11:03:00 PM	4.6	41.1
11/11/2015 11:04:00 PM	3.7	41.6
11/11/2015 11:05:00 PM	3.8	39.3
11/11/2015 11:07:00 PM	4.7	42.0
11/11/2015 11:08:00 PM	4.0	44.8
11/11/2015 11:09:00 PM	4.7	45.0
11/11/2015 11:10:00 PM	5.1	44.6
11/11/2015 11:11:00 PM	5.0	43.4
11/11/2015 11:12:00 PM	3.8	43.9
11/11/2015 11:13:00 PM	4.8	43.9
11/11/2015 11:14:00 PM	4.3	44.3
11/11/2015 11:17:00 PM	3.9	43.8
11/11/2015 11:18:00 PM	4.3	45.1
11/11/2015 11:21:00 PM	4.4	43.9
11/11/2015 11:22:00 PM	4.0	43.0
11/11/2015 11:23:00 PM	4.1	44.1
11/11/2015 11:24:00 PM	3.7	43.9
11/11/2015 11:25:00 PM	3.9	44.2
11/11/2015 11:26:00 PM	4.9	43.7
11/11/2015 11:27:00 PM	3.9	43.7
11/11/2015 11:28:00 PM	4.4	44.5
11/11/2015 11:29:00 PM	4.5	43.9
11/11/2015 11:30:00 PM	4.2	46.1

11/11/2015 11:31:00 PM	4.8	46.0
11/11/2015 11:32:00 PM	4.2	44.2
11/11/2015 11:33:00 PM	4.0	43.4
11/11/2015 11:34:00 PM	3.8	42.9
11/11/2015 11:37:00 PM	4.1	43.6
11/11/2015 11:38:00 PM	4.0	46.2
11/11/2015 11:41:00 PM	3.5	43.9
11/11/2015 11:42:00 PM	3.6	43.6
11/11/2015 11:43:00 PM	3.5	43.0
11/11/2015 11:44:00 PM	3.8	43.0
11/11/2015 11:46:00 PM	4.0	43.0
11/11/2015 11:47:00 PM	4.0	43.1
11/11/2015 11:48:00 PM	3.6	41.7
11/12/2015 12:14:00 AM	4.8	42.5
11/12/2015 12:15:00 AM	4.6	43.4
11/12/2015 12:16:00 AM	5.4	44.0
11/12/2015 12:17:00 AM	4.7	45.2
11/12/2015 12:18:00 AM	5.9	45.9
11/12/2015 12:19:00 AM	5.1	43.6
11/12/2015 12:20:00 AM	4.8	44.2
11/12/2015 12:21:00 AM	5.0	42.9
11/12/2015 12:22:00 AM	5.0	44.2
11/12/2015 12:23:00 AM	4.7	43.0
11/12/2015 12:25:00 AM	4.5	44.9
11/12/2015 12:27:00 AM	4.7	42.7
11/12/2015 12:28:00 AM	4.9	40.6
11/12/2015 12:30:00 AM	4.1	40.3
11/12/2015 12:31:00 AM	3.9	39.4
11/12/2015 12:32:00 AM	3.6	44.2
11/12/2015 12:33:00 AM	5.5	43.7
11/12/2015 12:34:00 AM	4.7	41.1
11/12/2015 12:35:00 AM	4.5	43.9
11/12/2015 12:36:00 AM	5.2	49.2
11/12/2015 12:37:00 AM	4.2	46.5
11/12/2015 12:38:00 AM	4.2	42.5
11/12/2015 12:40:00 AM	3.8	40.3
11/12/2015 12:41:00 AM	3.8	41.4
11/12/2015 12:42:00 AM	4.2	40.5
11/12/2015 12:43:00 AM	4.1	40.3
11/12/2015 12:44:00 AM	4.3	39.3
11/12/2015 12:45:00 AM	4.2	39.0
11/12/2015 12:46:00 AM	3.9	40.6
11/12/2015 12:47:00 AM	3.9	39.1
11/12/2015 12:48:00 AM	4.1	42.2
11/12/2015 12:49:00 AM	5.5	45.2
11/12/2015 12:50:00 AM	4.8	39.8
11/12/2015 12:51:00 AM	4.2	42.2
11/12/2015 12:53:00 AM	4.7	41.4
11/12/2015 12:55:00 AM	3.6	40.9
11/12/2015 12:56:00 AM	4.3	39.5
11/12/2015 12:57:00 AM	4.1	38.8
11/12/2015 12:58:00 AM	4.4	40.9
11/12/2015 12:59:00 AM	4.3	42.3
11/12/2015 1:01:00 AM	4.3	40.2
11/12/2015 1:02:00 AM	4.8	42.5

11/12/2015 1:03:00 AM	5.2	42.9
11/12/2015 1:04:00 AM	4.3	41.2
11/12/2015 1:05:00 AM	4.9	42.3
11/12/2015 1:06:00 AM	5.6	45.0
11/12/2015 1:07:00 AM	4.0	42.5
11/12/2015 1:08:00 AM	5.2	45.5
11/12/2015 1:09:00 AM	5.3	40.9
11/12/2015 1:11:00 AM	5.1	42.4
11/12/2015 1:12:00 AM	5.0	46.6
11/12/2015 1:13:00 AM	5.0	45.1
11/12/2015 1:15:00 AM	6.0	45.0
11/12/2015 1:16:00 AM	5.4	46.1
11/12/2015 1:18:00 AM	4.7	44.5
11/12/2015 1:19:00 AM	5.1	46.4
11/12/2015 1:20:00 AM	6.0	47.3
11/12/2015 1:21:00 AM	5.8	45.0
11/12/2015 1:22:00 AM	5.1	44.0
11/12/2015 1:23:00 AM	5.4	45.9
11/12/2015 1:24:00 AM	5.9	46.4
11/12/2015 1:25:00 AM	5.7	50.1
11/12/2015 1:26:00 AM	5.5	44.5
11/12/2015 1:27:00 AM	5.4	46.8
11/12/2015 1:28:00 AM	5.4	47.1
11/12/2015 1:31:00 AM	4.8	44.4
11/12/2015 1:32:00 AM	4.5	42.9
11/12/2015 1:33:00 AM	4.5	48.8
11/12/2015 1:34:00 AM	6.3	47.3
11/12/2015 1:35:00 AM	4.7	45.8
11/12/2015 1:36:00 AM	5.0	47.2
11/12/2015 1:37:00 AM	5.7	44.8
11/12/2015 1:38:00 AM	4.8	45.3
11/12/2015 1:39:00 AM	5.5	49.6
11/12/2015 1:40:00 AM	6.4	47.2
11/12/2015 1:42:00 AM	6.5	49.7
11/12/2015 1:43:00 AM	5.9	51.1
11/12/2015 1:46:00 AM	7.2	51.2
11/12/2015 1:47:00 AM	6.3	47.3
11/12/2015 1:48:00 AM	5.3	46.1
11/12/2015 1:50:00 AM	6.5	46.5
11/12/2015 1:51:00 AM	5.3	49.9
11/12/2015 1:53:00 AM	6.1	48.0
11/12/2015 1:54:00 AM	4.6	48.8
11/12/2015 1:55:00 AM	5.8	50.3
11/12/2015 1:56:00 AM	5.9	50.4
11/12/2015 1:57:00 AM	6.1	47.9
11/12/2015 1:58:00 AM	5.5	47.3
11/12/2015 1:59:00 AM	4.8	45.5
11/12/2015 2:00:00 AM	4.7	46.1
11/12/2015 2:01:00 AM	4.8	46.5
11/12/2015 2:02:00 AM	4.0	46.7
11/12/2015 2:03:00 AM	5.0	50.2
11/12/2015 2:04:00 AM	5.6	47.0
11/12/2015 2:05:00 AM	5.3	49.8
11/12/2015 2:06:00 AM	5.4	45.6
11/12/2015 2:07:00 AM	4.8	45.2

11/12/2015 2:08:00 AM	4.8	47.2
11/12/2015 2:09:00 AM	4.3	43.1
11/12/2015 2:10:00 AM	4.0	45.3
11/12/2015 2:11:00 AM	5.2	46.3
11/12/2015 2:12:00 AM	5.0	48.7
11/12/2015 2:13:00 AM	5.0	44.9
11/12/2015 2:14:00 AM	4.1	45.5
11/12/2015 2:16:00 AM	6.0	44.2
11/12/2015 2:17:00 AM	4.1	43.2
11/12/2015 2:18:00 AM	4.5	44.8
11/12/2015 2:19:00 AM	3.7	41.8
11/12/2015 2:20:00 AM	4.0	45.3
11/12/2015 2:21:00 AM	4.9	44.8
11/12/2015 2:22:00 AM	4.8	48.5
11/12/2015 2:23:00 AM	5.2	47.9
11/12/2015 2:24:00 AM	4.9	49.0
11/12/2015 2:25:00 AM	5.0	47.2
11/12/2015 2:26:00 AM	4.5	44.5
11/12/2015 2:27:00 AM	5.1	47.0
11/12/2015 2:28:00 AM	3.9	42.2
11/12/2015 2:29:00 AM	3.8	42.7
11/12/2015 2:30:00 AM	4.4	46.3
11/12/2015 2:31:00 AM	5.2	48.0
11/12/2015 2:32:00 AM	5.2	45.9
11/12/2015 2:33:00 AM	4.8	45.7
11/12/2015 2:34:00 AM	4.0	43.3
11/12/2015 2:35:00 AM	4.2	45.1
11/12/2015 2:36:00 AM	4.8	45.5
11/12/2015 2:37:00 AM	4.6	46.4
11/12/2015 2:38:00 AM	5.5	49.4
11/12/2015 2:39:00 AM	4.8	46.6
11/12/2015 2:40:00 AM	4.6	47.9
11/12/2015 2:41:00 AM	4.8	46.5
11/12/2015 2:42:00 AM	4.9	47.8
11/12/2015 2:43:00 AM	6.0	48.5
11/12/2015 2:47:00 AM	6.4	50.8
11/12/2015 2:48:00 AM	7.0	48.3
11/12/2015 2:49:00 AM	5.2	47.8
11/12/2015 2:50:00 AM	5.3	46.5
11/12/2015 2:51:00 AM	5.8	48.1
11/12/2015 2:52:00 AM	6.1	49.9
11/12/2015 2:54:00 AM	5.9	46.2
11/12/2015 2:56:00 AM	6.9	50.7
11/12/2015 2:57:00 AM	5.7	50.0
11/12/2015 2:58:00 AM	6.5	49.1
11/12/2015 3:00:00 AM	5.0	45.5
11/12/2015 3:02:00 AM	5.9	47.3
11/12/2015 3:03:00 AM	5.6	48.7
11/12/2015 3:04:00 AM	6.3	51.1
11/12/2015 3:06:00 AM	6.7	50.4
11/12/2015 3:08:00 AM	6.2	47.7
11/12/2015 3:11:00 AM	7.3	48.8
11/12/2015 3:12:00 AM	4.7	45.4
11/12/2015 3:13:00 AM	5.3	45.4
11/12/2015 3:14:00 AM	4.2	46.5

11/12/2015 3:18:00 AM	6.2	48.9
11/12/2015 3:19:00 AM	5.9	47.1
11/12/2015 3:20:00 AM	5.5	49.4
11/12/2015 3:21:00 AM	6.1	48.5
11/12/2015 3:22:00 AM	5.7	45.5
11/12/2015 3:23:00 AM	5.3	48.4
11/12/2015 3:24:00 AM	6.0	47.1
11/12/2015 3:25:00 AM	5.4	46.9
11/12/2015 3:26:00 AM	5.8	47.6
11/12/2015 3:27:00 AM	5.9	46.3
11/12/2015 3:29:00 AM	6.1	49.4
11/12/2015 3:30:00 AM	5.6	47.7
11/12/2015 3:31:00 AM	6.5	51.4
11/13/2015 4:50:00 AM	6.6	50.8
11/13/2015 10:56:00 PM	7.2	54.1
11/13/2015 11:23:00 PM	7.1	53.6
11/13/2015 11:25:00 PM	6.7	51.7
11/13/2015 11:29:00 PM	7.0	52.3
11/13/2015 11:31:00 PM	5.1	49.6
11/13/2015 11:32:00 PM	5.7	45.7
11/13/2015 11:35:00 PM	7.0	52.9
11/13/2015 11:44:00 PM	6.0	47.7
11/13/2015 11:45:00 PM	6.7	52.7
11/13/2015 11:46:00 PM	6.8	53.7
11/13/2015 11:47:00 PM	6.0	52.0
11/13/2015 11:48:00 PM	5.9	49.2
11/13/2015 11:49:00 PM	5.2	48.1
11/13/2015 11:56:00 PM	5.7	48.8
11/14/2015 12:00:00 AM	5.8	48.6
11/14/2015 12:01:00 AM	6.0	48.6
11/14/2015 12:03:00 AM	6.2	48.3
11/14/2015 12:04:00 AM	6.6	53.2
11/14/2015 12:05:00 AM	5.2	48.2
11/14/2015 12:06:00 AM	5.7	47.1
11/14/2015 12:08:00 AM	4.5	43.0
11/14/2015 12:09:00 AM	6.0	44.8
11/14/2015 12:10:00 AM	5.8	52.0
11/14/2015 12:11:00 AM	5.7	50.2
11/14/2015 12:12:00 AM	5.1	46.2
11/14/2015 12:17:00 AM	6.5	51.6
11/14/2015 12:18:00 AM	6.0	47.3
11/14/2015 12:20:00 AM	6.5	48.2
11/14/2015 12:32:00 AM	6.5	51.3
11/14/2015 12:34:00 AM	7.2	51.4
11/14/2015 12:40:00 AM	6.5	52.6
11/14/2015 12:41:00 AM	6.2	50.6
11/14/2015 12:42:00 AM	6.3	49.7
11/14/2015 12:43:00 AM	6.8	49.7
11/14/2015 12:52:00 AM	5.1	50.3
11/14/2015 12:54:00 AM	6.9	53.3
11/14/2015 1:03:00 AM	6.2	52.2
11/14/2015 1:14:00 AM	5.8	48.5
11/14/2015 1:15:00 AM	5.8	45.1
11/14/2015 1:18:00 AM	5.9	48.6
11/14/2015 1:19:00 AM	6.3	49.9

11/14/2015 1:21:00 AM	7.5	54.5
11/14/2015 1:35:00 AM	6.9	53.7
11/14/2015 1:38:00 AM	6.6	53.0
11/14/2015 1:39:00 AM	6.5	50.5
11/14/2015 1:49:00 AM	6.8	50.8
11/14/2015 1:58:00 AM	6.7	53.8
11/14/2015 1:59:00 AM	6.5	51.3
11/14/2015 2:02:00 AM	7.2	53.3
11/14/2015 2:04:00 AM	6.9	51.4
11/14/2015 2:06:00 AM	5.8	50.0
11/14/2015 2:07:00 AM	6.8	49.5
11/14/2015 2:13:00 AM	7.2	54.2
11/14/2015 2:15:00 AM	5.8	52.0
11/14/2015 2:16:00 AM	6.2	48.9
11/14/2015 2:20:00 AM	5.9	51.6
11/14/2015 2:21:00 AM	6.4	50.2
11/14/2015 2:27:00 AM	6.4	51.1
11/14/2015 2:36:00 AM	7.0	53.7
11/14/2015 2:37:00 AM	5.8	51.1
11/14/2015 2:38:00 AM	6.6	50.9
11/14/2015 2:39:00 AM	6.2	51.2
11/14/2015 2:40:00 AM	6.2	49.5
11/14/2015 2:41:00 AM	6.7	51.2
11/14/2015 2:47:00 AM	6.7	54.1
11/14/2015 2:55:00 AM	5.6	51.0
11/14/2015 3:09:00 AM	6.3	52.2
11/14/2015 3:11:00 AM	5.9	52.3
11/14/2015 3:30:00 AM	6.6	52.1
11/14/2015 3:31:00 AM	6.2	52.2
11/14/2015 3:39:00 AM	4.9	47.8
11/14/2015 3:40:00 AM	5.6	42.7
11/14/2015 3:43:00 AM	6.9	54.6
11/14/2015 3:44:00 AM	7.1	54.2
11/14/2015 3:47:00 AM	7.0	53.1
11/14/2015 3:48:00 AM	6.6	51.2
11/14/2015 3:49:00 AM	6.9	51.8
11/14/2015 4:01:00 AM	6.8	54.4
11/14/2015 4:02:00 AM	5.8	51.4
11/14/2015 4:03:00 AM	6.8	53.0
11/14/2015 4:04:00 AM	6.7	53.0
11/14/2015 4:10:00 AM	5.8	52.0
11/14/2015 4:13:00 AM	6.7	50.4
11/14/2015 4:14:00 AM	5.6	49.5
11/14/2015 4:15:00 AM	6.0	49.8
11/14/2015 4:20:00 AM	6.6	52.5
11/14/2015 4:21:00 AM	6.2	51.6
11/14/2015 4:22:00 AM	6.2	51.2
11/14/2015 4:23:00 AM	6.6	53.1
11/14/2015 4:30:00 AM	6.5	51.0
11/14/2015 4:32:00 AM	5.5	51.8
11/14/2015 4:33:00 AM	6.4	47.6
11/14/2015 4:34:00 AM	7.2	54.0
11/14/2015 4:36:00 AM	7.1	53.0
11/14/2015 4:49:00 AM	7.2	54.0
11/14/2015 4:50:00 AM	7.1	54.0

11/14/2015 4:58:00 AM	7.2	53.0
11/14/2015 10:01:00 PM	4.8	43.3
11/14/2015 10:02:00 PM	4.8	46.0
11/14/2015 10:03:00 PM	4.6	43.8
11/14/2015 10:04:00 PM	5.6	48.4
11/14/2015 10:05:00 PM	4.1	44.7
11/14/2015 10:06:00 PM	5.0	43.4
11/14/2015 10:08:00 PM	4.5	43.4
11/14/2015 10:10:00 PM	5.3	47.4
11/14/2015 10:11:00 PM	5.1	47.4
11/14/2015 10:12:00 PM	5.0	45.7
11/14/2015 10:13:00 PM	4.9	42.4
11/14/2015 10:14:00 PM	5.4	48.6
11/14/2015 10:15:00 PM	5.0	46.6
11/14/2015 10:17:00 PM	4.6	44.9
11/14/2015 10:18:00 PM	4.4	42.6
11/14/2015 10:19:00 PM	5.1	44.5
11/14/2015 10:20:00 PM	4.5	41.8
11/14/2015 10:21:00 PM	5.0	43.1
11/14/2015 10:22:00 PM	5.4	47.8
11/14/2015 10:23:00 PM	5.5	47.1
11/14/2015 10:24:00 PM	4.9	45.1
11/14/2015 10:25:00 PM	4.7	44.8
11/14/2015 10:26:00 PM	5.7	46.3
11/14/2015 10:27:00 PM	4.8	46.4
11/14/2015 10:28:00 PM	5.4	44.6
11/14/2015 10:29:00 PM	5.1	47.2
11/14/2015 10:31:00 PM	5.3	47.9
11/14/2015 10:32:00 PM	5.7	47.6
11/14/2015 10:33:00 PM	5.8	48.5
11/14/2015 10:34:00 PM	5.3	47.8
11/14/2015 10:35:00 PM	5.8	46.3
11/14/2015 10:37:00 PM	5.3	48.6
11/14/2015 10:38:00 PM	4.8	43.3
11/14/2015 10:40:00 PM	5.6	46.5
11/14/2015 10:41:00 PM	4.8	47.1
11/14/2015 10:42:00 PM	4.8	43.6
11/14/2015 10:43:00 PM	4.8	43.1
11/14/2015 10:44:00 PM	5.1	43.6
11/14/2015 10:45:00 PM	4.3	42.6
11/14/2015 10:46:00 PM	4.2	39.6
11/14/2015 10:49:00 PM	4.7	41.7
11/14/2015 10:50:00 PM	4.5	45.2
11/14/2015 10:52:00 PM	4.3	47.2
11/14/2015 10:53:00 PM	3.8	39.0
11/14/2015 10:54:00 PM	4.1	39.6
11/14/2015 10:55:00 PM	5.2	43.4
11/14/2015 10:56:00 PM	4.9	44.2
11/14/2015 10:57:00 PM	4.6	43.4
11/14/2015 10:58:00 PM	4.3	41.6
11/14/2015 10:59:00 PM	4.6	41.7
11/14/2015 11:00:00 PM	4.6	42.1
11/14/2015 11:01:00 PM	4.3	41.7
11/14/2015 11:02:00 PM	4.7	39.9
11/14/2015 11:03:00 PM	4.6	42.5

11/14/2015 11:04:00 PM	4.2	41.9
11/14/2015 11:05:00 PM	4.4	42.4
11/14/2015 11:07:00 PM	4.1	41.5
11/14/2015 11:08:00 PM	4.6	39.8
11/14/2015 11:10:00 PM	4.8	43.9
11/14/2015 11:12:00 PM	5.3	42.1
11/14/2015 11:13:00 PM	4.8	46.1
11/14/2015 11:14:00 PM	4.7	44.2
11/14/2015 11:15:00 PM	4.6	42.3
11/14/2015 11:16:00 PM	4.4	39.9
11/14/2015 11:17:00 PM	4.8	42.8
11/14/2015 11:18:00 PM	4.5	41.1
11/14/2015 11:19:00 PM	4.2	40.9
11/14/2015 11:20:00 PM	4.7	40.7
11/14/2015 11:21:00 PM	4.3	40.3
11/14/2015 11:22:00 PM	4.3	42.9
11/14/2015 11:23:00 PM	3.7	41.8
11/14/2015 11:24:00 PM	4.7	39.5
11/14/2015 11:25:00 PM	4.0	43.0
11/14/2015 11:26:00 PM	4.6	40.6
11/14/2015 11:27:00 PM	4.7	51.3
11/14/2015 11:29:00 PM	4.4	40.9
11/14/2015 11:32:00 PM	4.8	45.3
11/14/2015 11:33:00 PM	4.1	42.6
11/14/2015 11:34:00 PM	4.6	40.9
11/14/2015 11:35:00 PM	3.9	41.4
11/14/2015 11:36:00 PM	4.1	39.7
11/14/2015 11:37:00 PM	4.6	41.2
11/14/2015 11:38:00 PM	4.1	41.6
11/14/2015 11:39:00 PM	4.7	44.2
11/14/2015 11:40:00 PM	4.2	41.6
11/14/2015 11:41:00 PM	4.6	40.5
11/14/2015 11:42:00 PM	4.0	41.8
11/14/2015 11:43:00 PM	4.5	41.9
11/14/2015 11:44:00 PM	4.0	41.6
11/14/2015 11:45:00 PM	4.5	41.3
11/14/2015 11:46:00 PM	3.9	39.6
11/14/2015 11:47:00 PM	4.4	40.0
11/14/2015 11:48:00 PM	4.3	40.9
11/14/2015 11:49:00 PM	5.0	43.0
11/14/2015 11:52:00 PM	4.5	42.4
11/14/2015 11:53:00 PM	4.8	42.2
11/14/2015 11:54:00 PM	4.3	39.0
11/14/2015 11:55:00 PM	4.7	42.8
11/14/2015 11:56:00 PM	5.1	46.2
11/14/2015 11:57:00 PM	4.5	42.9
11/14/2015 11:58:00 PM	4.7	44.3
11/15/2015 12:00:00 AM	4.8	43.8
11/15/2015 12:01:00 AM	5.1	47.3
11/15/2015 12:02:00 AM	4.7	44.5
11/15/2015 12:03:00 AM	4.6	40.7
11/15/2015 12:04:00 AM	4.4	44.6
11/15/2015 12:05:00 AM	4.8	41.6
11/15/2015 12:06:00 AM	4.8	45.6
11/15/2015 12:07:00 AM	4.9	44.0

11/15/2015 12:08:00 AM	4.2	42.5
11/15/2015 12:09:00 AM	5.0	44.4
11/15/2015 12:10:00 AM	4.7	45.0
11/15/2015 12:11:00 AM	4.6	44.5
11/15/2015 12:12:00 AM	4.8	44.2
11/15/2015 12:13:00 AM	5.2	45.1
11/15/2015 12:14:00 AM	4.8	45.0
11/15/2015 12:15:00 AM	4.9	45.1
11/15/2015 12:16:00 AM	4.4	44.8
11/15/2015 12:17:00 AM	5.4	48.5
11/15/2015 12:18:00 AM	4.1	44.9
11/15/2015 12:20:00 AM	5.0	42.8
11/15/2015 12:21:00 AM	5.6	46.3
11/15/2015 12:22:00 AM	5.2	49.0
11/15/2015 12:23:00 AM	5.6	48.9
11/15/2015 12:24:00 AM	5.3	46.8
11/15/2015 12:26:00 AM	4.5	47.2
11/15/2015 12:27:00 AM	4.5	42.5
11/15/2015 12:28:00 AM	5.3	47.3
11/15/2015 12:29:00 AM	4.7	44.8
11/15/2015 12:31:00 AM	5.1	44.4
11/15/2015 12:32:00 AM	5.3	45.7
11/15/2015 12:33:00 AM	4.8	47.3
11/15/2015 12:34:00 AM	5.8	46.3
11/15/2015 12:35:00 AM	5.4	47.5
11/15/2015 12:36:00 AM	5.7	46.8
11/15/2015 12:37:00 AM	5.5	49.7
11/15/2015 12:38:00 AM	5.6	48.1
11/15/2015 12:39:00 AM	4.7	45.9
11/15/2015 12:40:00 AM	5.8	47.4
11/15/2015 12:41:00 AM	5.3	47.0
11/15/2015 12:42:00 AM	5.4	46.3
11/15/2015 12:43:00 AM	6.3	50.0
11/15/2015 12:44:00 AM	5.1	48.7
11/15/2015 12:45:00 AM	5.7	46.2
11/15/2015 12:46:00 AM	5.8	49.1
11/15/2015 12:47:00 AM	5.9	49.1
11/15/2015 12:48:00 AM	5.2	46.6
11/15/2015 12:49:00 AM	5.5	46.1
11/15/2015 12:50:00 AM	5.2	47.9
11/15/2015 12:51:00 AM	5.7	48.6
11/15/2015 12:52:00 AM	5.8	47.2
11/15/2015 12:53:00 AM	5.7	49.2
11/15/2015 12:54:00 AM	5.6	47.7
11/15/2015 12:55:00 AM	6.2	51.1
11/15/2015 12:56:00 AM	5.8	49.0
11/15/2015 12:57:00 AM	5.7	49.1
11/15/2015 12:59:00 AM	5.6	48.5
11/15/2015 1:00:00 AM	5.4	48.1
11/15/2015 1:01:00 AM	5.6	48.1
11/15/2015 1:03:00 AM	4.9	43.6
11/15/2015 1:04:00 AM	5.4	47.4
11/15/2015 1:05:00 AM	5.5	46.9
11/15/2015 1:06:00 AM	5.4	46.0
11/15/2015 1:07:00 AM	5.7	47.0

11/15/2015 1:08:00 AM	5.4	46.5
11/15/2015 1:09:00 AM	5.9	52.2
11/15/2015 1:10:00 AM	6.1	50.0
11/15/2015 1:11:00 AM	6.0	50.2
11/15/2015 1:13:00 AM	5.5	48.2
11/15/2015 1:14:00 AM	5.4	47.7
11/15/2015 1:15:00 AM	5.5	46.4
11/15/2015 1:16:00 AM	5.7	48.2
11/15/2015 1:17:00 AM	5.1	45.6
11/15/2015 1:18:00 AM	6.2	51.3
11/15/2015 1:19:00 AM	6.0	49.5
11/15/2015 1:20:00 AM	5.0	46.2
11/15/2015 1:21:00 AM	5.2	44.4
11/15/2015 1:22:00 AM	5.4	46.6
11/15/2015 1:24:00 AM	5.6	47.4
11/15/2015 1:25:00 AM	4.9	46.3
11/15/2015 1:26:00 AM	5.0	47.5
11/15/2015 1:27:00 AM	5.2	46.2
11/15/2015 1:28:00 AM	5.3	46.1
11/15/2015 1:29:00 AM	5.6	50.0
11/15/2015 1:30:00 AM	5.3	46.3
11/15/2015 1:31:00 AM	5.1	45.2
11/15/2015 1:32:00 AM	5.1	44.0
11/15/2015 1:33:00 AM	5.1	46.8
11/15/2015 1:34:00 AM	5.4	47.3
11/15/2015 1:35:00 AM	5.8	48.7
11/15/2015 1:36:00 AM	5.5	45.4
11/15/2015 1:37:00 AM	5.3	46.9
11/15/2015 1:38:00 AM	5.9	49.0
11/15/2015 1:40:00 AM	4.8	44.9
11/15/2015 1:41:00 AM	5.3	48.8
11/15/2015 1:42:00 AM	5.5	46.1
11/15/2015 1:44:00 AM	5.1	46.8
11/15/2015 1:45:00 AM	5.7	48.6
11/15/2015 1:46:00 AM	5.8	49.2
11/15/2015 1:47:00 AM	6.3	50.9
11/15/2015 1:48:00 AM	6.0	49.8
11/15/2015 1:49:00 AM	5.5	49.4
11/15/2015 1:50:00 AM	5.8	48.2
11/15/2015 1:51:00 AM	5.4	48.9
11/15/2015 1:52:00 AM	6.0	51.3
11/15/2015 1:53:00 AM	6.0	52.1
11/15/2015 1:54:00 AM	5.9	48.3
11/15/2015 1:55:00 AM	5.7	50.3
11/15/2015 1:56:00 AM	5.9	49.8
11/15/2015 1:57:00 AM	5.5	48.6
11/15/2015 1:59:00 AM	6.2	51.2
11/15/2015 2:01:00 AM	6.1	50.9
11/15/2015 2:02:00 AM	5.9	49.5
11/15/2015 2:03:00 AM	5.6	48.3
11/15/2015 2:04:00 AM	4.6	42.2
11/15/2015 2:05:00 AM	5.0	47.1
11/15/2015 2:06:00 AM	4.3	42.2
11/15/2015 2:07:00 AM	5.1	45.0
11/15/2015 2:08:00 AM	5.6	48.8

11/15/2015 2:09:00 AM	5.4	46.7
11/15/2015 2:10:00 AM	5.1	45.5
11/15/2015 2:11:00 AM	5.3	46.3
11/15/2015 2:12:00 AM	4.8	43.0
11/15/2015 2:13:00 AM	5.4	46.2
11/15/2015 2:14:00 AM	5.8	49.5
11/15/2015 2:15:00 AM	5.3	45.7
11/15/2015 2:16:00 AM	5.7	49.1
11/15/2015 2:17:00 AM	4.7	43.6
11/15/2015 2:18:00 AM	4.5	46.9
11/15/2015 2:19:00 AM	4.9	43.5
11/15/2015 2:20:00 AM	4.7	44.7
11/15/2015 2:21:00 AM	4.7	44.5
11/15/2015 2:22:00 AM	4.6	41.8
11/15/2015 2:23:00 AM	4.7	43.8
11/15/2015 2:24:00 AM	5.2	48.4
11/15/2015 2:25:00 AM	5.5	47.8
11/15/2015 2:27:00 AM	5.5	48.3
11/15/2015 2:28:00 AM	5.5	46.7
11/15/2015 2:29:00 AM	5.9	50.9
11/15/2015 2:30:00 AM	6.0	49.6
11/15/2015 2:31:00 AM	5.9	49.0
11/15/2015 2:32:00 AM	5.0	46.5
11/15/2015 2:33:00 AM	5.7	48.7
11/15/2015 2:34:00 AM	4.9	45.9
11/15/2015 2:35:00 AM	5.3	50.8
11/15/2015 2:36:00 AM	5.9	47.9
11/15/2015 2:37:00 AM	5.3	48.4
11/15/2015 2:38:00 AM	5.2	46.7
11/15/2015 2:39:00 AM	5.6	46.6
11/15/2015 2:40:00 AM	5.7	49.6
11/15/2015 2:41:00 AM	5.8	49.8
11/15/2015 2:42:00 AM	5.8	48.9
11/15/2015 2:43:00 AM	5.9	48.1
11/15/2015 2:44:00 AM	6.3	51.1
11/15/2015 2:45:00 AM	5.2	45.6
11/15/2015 2:46:00 AM	5.6	46.4
11/15/2015 2:47:00 AM	5.6	49.0
11/15/2015 2:48:00 AM	5.0	44.4
11/15/2015 2:49:00 AM	5.3	45.8
11/15/2015 2:50:00 AM	5.6	45.0
11/15/2015 2:51:00 AM	6.4	51.1
11/15/2015 2:52:00 AM	5.9	50.8
11/15/2015 2:54:00 AM	5.8	48.5
11/15/2015 2:55:00 AM	5.6	49.5
11/15/2015 2:56:00 AM	5.7	48.1
11/15/2015 2:57:00 AM	5.9	51.7
11/15/2015 2:58:00 AM	5.5	47.1
11/15/2015 2:59:00 AM	6.3	50.8
11/15/2015 3:02:00 AM	6.4	52.0
11/15/2015 3:03:00 AM	5.5	47.5
11/15/2015 3:04:00 AM	6.6	52.8
11/15/2015 3:05:00 AM	5.9	48.9
11/15/2015 3:06:00 AM	5.6	51.8
11/15/2015 3:08:00 AM	6.0	48.6

11/15/2015 3:09:00 AM	5.7	48.4
11/15/2015 3:10:00 AM	5.5	49.7
11/15/2015 3:12:00 AM	4.7	46.5
11/15/2015 3:13:00 AM	5.6	48.9
11/15/2015 3:14:00 AM	6.2	49.8
11/15/2015 3:15:00 AM	6.2	50.9
11/15/2015 3:16:00 AM	6.2	51.7
11/15/2015 3:17:00 AM	6.6	52.5
11/15/2015 3:18:00 AM	5.5	47.8
11/15/2015 3:19:00 AM	5.6	46.8
11/15/2015 3:20:00 AM	5.7	46.4
11/15/2015 3:21:00 AM	5.3	44.4
11/15/2015 3:22:00 AM	6.1	50.2
11/15/2015 3:23:00 AM	5.5	48.8
11/15/2015 3:24:00 AM	5.8	51.1
11/15/2015 3:25:00 AM	5.5	47.7
11/15/2015 3:26:00 AM	6.5	51.0
11/15/2015 3:27:00 AM	6.0	49.7
11/15/2015 3:28:00 AM	5.6	49.2
11/15/2015 3:30:00 AM	5.7	47.1
11/15/2015 3:31:00 AM	5.6	47.2
11/15/2015 3:32:00 AM	5.8	49.1
11/15/2015 3:33:00 AM	5.6	47.3
11/15/2015 3:34:00 AM	6.0	48.8
11/15/2015 3:35:00 AM	5.5	48.3
11/15/2015 3:36:00 AM	5.8	48.6
11/15/2015 3:37:00 AM	5.6	48.4
11/15/2015 3:38:00 AM	5.7	48.0
11/15/2015 3:39:00 AM	5.7	49.1
11/15/2015 3:40:00 AM	6.2	50.5
11/15/2015 3:41:00 AM	5.7	50.0
11/15/2015 3:42:00 AM	5.9	49.4
11/15/2015 3:43:00 AM	5.3	45.8
11/15/2015 3:44:00 AM	5.5	45.8
11/15/2015 3:45:00 AM	5.4	48.5
11/15/2015 3:46:00 AM	4.9	43.6
11/15/2015 3:47:00 AM	5.2	44.4
11/15/2015 3:48:00 AM	5.5	48.1
11/15/2015 3:49:00 AM	5.0	44.5
11/15/2015 3:50:00 AM	5.1	46.7
11/15/2015 3:51:00 AM	4.6	43.0
11/15/2015 3:52:00 AM	5.2	47.3
11/15/2015 3:53:00 AM	6.6	51.8
11/15/2015 3:54:00 AM	5.5	46.8
11/15/2015 3:55:00 AM	5.5	47.3
11/15/2015 3:56:00 AM	6.6	53.3
11/15/2015 3:57:00 AM	5.5	46.9
11/15/2015 3:58:00 AM	5.4	49.3
11/15/2015 3:59:00 AM	5.4	49.9
11/15/2015 4:00:00 AM	5.5	48.3
11/15/2015 4:01:00 AM	6.0	48.8
11/15/2015 4:02:00 AM	5.6	49.0
11/15/2015 4:03:00 AM	4.9	45.5
11/15/2015 4:04:00 AM	5.6	49.4
11/15/2015 4:05:00 AM	5.1	47.0

11/15/2015 4:06:00 AM	5.4	46.5
11/15/2015 4:07:00 AM	4.8	43.8
11/15/2015 4:08:00 AM	4.9	44.6
11/15/2015 4:09:00 AM	4.7	43.0
11/15/2015 4:10:00 AM	4.8	42.3
11/15/2015 4:11:00 AM	5.1	45.3
11/15/2015 4:12:00 AM	5.2	43.6
11/15/2015 4:13:00 AM	4.5	44.4
11/15/2015 4:14:00 AM	5.7	47.9
11/15/2015 4:15:00 AM	5.0	44.4
11/15/2015 4:16:00 AM	5.2	44.9
11/15/2015 4:17:00 AM	5.0	43.9
11/15/2015 4:18:00 AM	4.5	41.8
11/15/2015 4:19:00 AM	4.4	43.6
11/15/2015 4:20:00 AM	5.0	44.5
11/15/2015 4:21:00 AM	4.8	47.3
11/15/2015 4:22:00 AM	5.3	45.8
11/15/2015 4:23:00 AM	4.6	42.8
11/15/2015 4:24:00 AM	4.6	42.0
11/15/2015 4:25:00 AM	5.0	45.5
11/15/2015 4:26:00 AM	5.5	48.5
11/15/2015 4:27:00 AM	5.3	47.5
11/15/2015 4:28:00 AM	5.5	47.1
11/15/2015 4:29:00 AM	4.9	45.2
11/15/2015 4:30:00 AM	4.2	43.5
11/15/2015 4:31:00 AM	5.1	45.3
11/15/2015 4:32:00 AM	5.0	42.6
11/15/2015 4:33:00 AM	4.7	42.5
11/15/2015 4:34:00 AM	4.8	44.7
11/15/2015 4:35:00 AM	4.7	44.0
11/15/2015 4:36:00 AM	5.1	45.0
11/15/2015 4:37:00 AM	5.2	46.4
11/15/2015 4:38:00 AM	5.2	43.9
11/15/2015 4:39:00 AM	4.9	44.5
11/15/2015 4:40:00 AM	5.2	48.4
11/15/2015 4:41:00 AM	5.6	46.5
11/15/2015 4:42:00 AM	4.7	44.0
11/15/2015 4:43:00 AM	4.4	41.8
11/15/2015 4:44:00 AM	5.1	45.5
11/15/2015 4:45:00 AM	5.5	46.3
11/15/2015 4:46:00 AM	4.7	45.7
11/15/2015 4:47:00 AM	4.6	44.3
11/15/2015 4:48:00 AM	4.9	43.7
11/15/2015 4:50:00 AM	4.9	46.2
11/15/2015 4:51:00 AM	4.7	43.8
11/15/2015 4:52:00 AM	4.7	43.2
11/15/2015 4:53:00 AM	5.4	46.6
11/15/2015 4:54:00 AM	5.0	44.2
11/15/2015 4:55:00 AM	4.3	41.4
11/15/2015 4:56:00 AM	4.5	44.6
11/15/2015 4:57:00 AM	5.0	47.1
11/15/2015 4:58:00 AM	4.9	42.2
11/15/2015 4:59:00 AM	4.2	41.7
11/15/2015 10:02:00 PM	3.7	40.2
11/15/2015 10:03:00 PM	3.9	40.5

11/15/2015 10:04:00 PM	4.3	40.5
11/15/2015 10:05:00 PM	3.9	40.3
11/15/2015 10:08:00 PM	3.8	45.1
11/15/2015 10:09:00 PM	4.0	40.6
11/15/2015 10:10:00 PM	4.2	42.8
11/15/2015 10:12:00 PM	4.0	40.4
11/15/2015 10:13:00 PM	3.9	40.3
11/15/2015 10:14:00 PM	4.1	40.0
11/15/2015 10:16:00 PM	4.1	40.5
11/15/2015 10:17:00 PM	4.0	41.0
11/15/2015 10:18:00 PM	4.1	42.2
11/15/2015 10:20:00 PM	4.4	42.1
11/15/2015 10:21:00 PM	3.9	41.7
11/15/2015 10:22:00 PM	4.2	40.4
11/15/2015 10:26:00 PM	4.4	41.7
11/15/2015 10:27:00 PM	4.1	41.2
11/15/2015 10:28:00 PM	4.0	40.8
11/15/2015 10:29:00 PM	4.0	40.9
11/15/2015 10:30:00 PM	4.4	42.1
11/15/2015 10:31:00 PM	4.2	41.3
11/15/2015 10:32:00 PM	4.8	42.8
11/15/2015 10:33:00 PM	4.7	42.4
11/15/2015 10:35:00 PM	4.6	42.7
11/15/2015 10:36:00 PM	4.3	41.7
11/15/2015 10:37:00 PM	4.5	42.0
11/15/2015 10:38:00 PM	4.1	38.9
11/15/2015 10:39:00 PM	4.1	38.7
11/15/2015 10:40:00 PM	3.9	38.8
11/15/2015 10:41:00 PM	4.6	39.7
11/15/2015 10:42:00 PM	4.1	40.6
11/15/2015 10:43:00 PM	4.4	42.2
11/15/2015 10:44:00 PM	4.3	39.4
11/15/2015 10:45:00 PM	4.6	40.5
11/15/2015 10:46:00 PM	3.8	37.0
11/15/2015 10:47:00 PM	4.0	38.0
11/15/2015 10:48:00 PM	4.3	39.4
11/15/2015 10:49:00 PM	4.4	39.8
11/15/2015 10:50:00 PM	4.5	41.2
11/15/2015 11:08:00 PM	4.1	37.5
11/15/2015 11:09:00 PM	4.1	38.1
11/15/2015 11:10:00 PM	4.5	40.8
11/15/2015 11:11:00 PM	4.6	39.4
11/15/2015 11:12:00 PM	4.5	39.8
11/15/2015 11:13:00 PM	4.5	40.5
11/15/2015 11:14:00 PM	5.1	42.6
11/15/2015 11:15:00 PM	4.4	40.0
11/15/2015 11:16:00 PM	4.3	41.4
11/15/2015 11:17:00 PM	4.2	39.3
11/15/2015 11:18:00 PM	4.8	43.4
11/15/2015 11:19:00 PM	4.4	38.2
11/15/2015 11:20:00 PM	4.2	38.6
11/15/2015 11:21:00 PM	3.9	36.9
11/15/2015 11:22:00 PM	3.8	36.7
11/15/2015 11:23:00 PM	4.2	40.1
11/15/2015 11:24:00 PM	4.2	39.7

11/15/2015 11:25:00 PM	4.0	38.1
11/15/2015 11:26:00 PM	4.2	38.6
11/15/2015 11:27:00 PM	4.3	37.3
11/15/2015 11:28:00 PM	4.3	40.5
11/15/2015 11:29:00 PM	4.3	38.6
11/15/2015 11:30:00 PM	4.3	39.6
11/15/2015 11:31:00 PM	4.3	38.7
11/15/2015 11:32:00 PM	3.9	37.2
11/15/2015 11:33:00 PM	4.1	38.9
11/15/2015 11:34:00 PM	4.0	39.2
11/15/2015 11:35:00 PM	3.9	39.3
11/15/2015 11:36:00 PM	3.9	37.4
11/15/2015 11:57:00 PM	3.5	37.1
11/15/2015 11:58:00 PM	3.6	36.1
11/15/2015 11:59:00 PM	3.6	35.9
11/16/2015 12:01:00 AM	3.7	37.6
11/16/2015 12:02:00 AM	3.6	36.1
11/16/2015 12:20:00 AM	3.7	36.8
11/16/2015 12:23:00 AM	3.8	39.2
11/16/2015 12:25:00 AM	3.9	36.8
11/16/2015 12:27:00 AM	3.6	36.3
11/16/2015 12:28:00 AM	3.9	36.7
11/16/2015 12:29:00 AM	3.5	35.7
11/16/2015 12:31:00 AM	3.5	35.8
11/16/2015 12:34:00 AM	3.7	37.1
11/16/2015 12:35:00 AM	3.5	36.5
11/16/2015 12:36:00 AM	3.6	35.9
11/16/2015 12:37:00 AM	3.8	36.5
11/16/2015 12:38:00 AM	3.9	36.9
11/16/2015 12:40:00 AM	3.9	37.3
11/16/2015 12:42:00 AM	3.9	40.4
11/16/2015 12:43:00 AM	3.6	37.4
11/16/2015 12:44:00 AM	3.9	37.4
11/16/2015 12:45:00 AM	3.6	36.3
11/16/2015 12:47:00 AM	3.7	36.2
11/16/2015 12:49:00 AM	3.9	36.6
11/16/2015 12:50:00 AM	3.7	36.0
11/16/2015 12:51:00 AM	3.6	36.4
11/16/2015 12:52:00 AM	3.7	36.6
11/16/2015 12:54:00 AM	3.9	36.9
11/16/2015 12:57:00 AM	3.8	37.2
11/16/2015 12:58:00 AM	3.9	37.1
11/16/2015 12:59:00 AM	3.7	36.2
11/16/2015 1:00:00 AM	3.7	36.2
11/16/2015 1:01:00 AM	3.8	37.0
11/16/2015 1:02:00 AM	4.0	37.9
11/16/2015 1:03:00 AM	4.0	37.1
11/16/2015 1:04:00 AM	3.6	37.3
11/16/2015 1:05:00 AM	4.0	38.0
11/16/2015 1:06:00 AM	3.9	37.2
11/16/2015 1:07:00 AM	3.6	35.9
11/16/2015 1:08:00 AM	3.9	37.4
11/16/2015 1:09:00 AM	4.1	38.2
11/16/2015 1:10:00 AM	3.8	38.3
11/16/2015 1:13:00 AM	3.7	36.4

11/16/2015 1:14:00 AM	3.5	36.1
11/16/2015 1:15:00 AM	3.9	38.5
11/16/2015 1:17:00 AM	3.6	36.7
11/16/2015 1:18:00 AM	3.6	37.2
11/16/2015 1:19:00 AM	3.7	36.8
11/16/2015 1:20:00 AM	3.7	36.2
11/16/2015 1:22:00 AM	3.7	50.6
11/16/2015 1:26:00 AM	3.8	36.4
11/16/2015 1:27:00 AM	3.6	37.0
11/16/2015 1:38:00 AM	3.5	38.6
11/16/2015 1:39:00 AM	3.5	39.2
11/16/2015 1:43:00 AM	3.7	38.9
11/16/2015 1:44:00 AM	3.7	38.7
11/16/2015 1:45:00 AM	3.8	38.8
11/16/2015 1:46:00 AM	3.5	37.8
11/16/2015 1:47:00 AM	3.5	37.8
11/16/2015 1:48:00 AM	3.7	37.1
11/16/2015 1:51:00 AM	3.6	37.6
11/16/2015 1:54:00 AM	3.7	35.7
11/16/2015 1:56:00 AM	4.1	38.0
11/16/2015 1:57:00 AM	4.0	37.3
11/16/2015 1:58:00 AM	4.4	37.9
11/16/2015 1:59:00 AM	3.6	36.3
11/16/2015 2:01:00 AM	3.6	36.3
11/16/2015 2:02:00 AM	3.7	36.2
11/16/2015 2:03:00 AM	3.9	38.1
11/16/2015 2:04:00 AM	3.7	36.1
11/16/2015 2:05:00 AM	3.9	38.1
11/16/2015 2:06:00 AM	3.5	36.7
11/16/2015 2:07:00 AM	4.1	43.8
11/16/2015 2:10:00 AM	3.7	40.1
11/16/2015 2:11:00 AM	4.3	40.0
11/16/2015 2:12:00 AM	3.8	39.6
11/16/2015 2:13:00 AM	3.6	39.0
11/16/2015 2:14:00 AM	4.1	40.4
11/16/2015 2:15:00 AM	4.1	39.8
11/16/2015 2:16:00 AM	3.9	41.1
11/16/2015 2:17:00 AM	4.5	41.9
11/16/2015 2:18:00 AM	4.0	40.2
11/16/2015 2:19:00 AM	4.1	41.7
11/16/2015 2:20:00 AM	4.3	42.3
11/16/2015 2:21:00 AM	3.9	40.3
11/16/2015 2:22:00 AM	3.8	40.5
11/16/2015 2:23:00 AM	4.0	40.8
11/16/2015 2:24:00 AM	4.3	40.7
11/16/2015 2:25:00 AM	4.0	38.6
11/16/2015 2:27:00 AM	3.7	39.7
11/16/2015 2:28:00 AM	3.7	41.1
11/16/2015 2:29:00 AM	4.5	41.7
11/16/2015 2:30:00 AM	3.9	40.3
11/16/2015 2:31:00 AM	3.7	39.1
11/16/2015 2:32:00 AM	4.1	40.8
11/16/2015 2:33:00 AM	3.8	42.3
11/16/2015 2:35:00 AM	4.2	42.1
11/16/2015 2:36:00 AM	4.3	41.0

11/16/2015 2:37:00 AM	4.0	38.7
11/16/2015 2:39:00 AM	3.6	38.2
11/16/2015 2:40:00 AM	3.6	38.1
11/16/2015 2:42:00 AM	4.3	39.8
11/16/2015 2:44:00 AM	4.1	39.8
11/16/2015 2:45:00 AM	3.9	40.9
11/16/2015 2:46:00 AM	3.7	39.8
11/16/2015 2:47:00 AM	4.1	40.5
11/16/2015 2:48:00 AM	4.0	40.1
11/16/2015 2:49:00 AM	3.6	38.1
11/16/2015 2:51:00 AM	3.7	38.7
11/16/2015 2:52:00 AM	3.6	37.8
11/16/2015 2:54:00 AM	3.9	41.5
11/16/2015 2:55:00 AM	4.2	39.9
11/16/2015 2:56:00 AM	4.3	40.4
11/16/2015 2:57:00 AM	4.5	41.0
11/16/2015 2:58:00 AM	4.5	40.9
11/16/2015 3:01:00 AM	3.6	37.2
11/16/2015 3:05:00 AM	3.7	36.9
11/16/2015 3:09:00 AM	3.6	40.1
11/16/2015 3:10:00 AM	4.3	40.6
11/16/2015 3:11:00 AM	4.0	37.3
11/16/2015 3:14:00 AM	3.8	37.4
11/16/2015 3:15:00 AM	4.1	38.3
11/16/2015 3:16:00 AM	4.1	38.1
11/16/2015 3:17:00 AM	3.8	36.3
11/16/2015 3:19:00 AM	4.4	42.4
11/16/2015 3:21:00 AM	3.7	37.0
11/16/2015 3:23:00 AM	3.8	37.9
11/16/2015 3:24:00 AM	3.6	36.7
11/16/2015 3:25:00 AM	4.0	38.5
11/16/2015 3:27:00 AM	4.6	40.2
11/16/2015 3:28:00 AM	3.6	37.7
11/16/2015 3:29:00 AM	3.7	37.9
11/16/2015 3:30:00 AM	3.7	39.7
11/16/2015 3:31:00 AM	4.4	39.8
11/16/2015 3:32:00 AM	3.9	36.7
11/16/2015 3:33:00 AM	3.5	37.3
11/16/2015 3:34:00 AM	4.0	38.3
11/16/2015 3:35:00 AM	4.1	37.5
11/16/2015 3:36:00 AM	4.1	39.4
11/16/2015 3:37:00 AM	3.8	38.2
11/16/2015 3:38:00 AM	4.2	39.8
11/16/2015 3:39:00 AM	3.8	36.3
11/16/2015 3:40:00 AM	3.8	37.1
11/16/2015 3:41:00 AM	3.7	36.2
11/16/2015 3:42:00 AM	3.6	37.6
11/16/2015 3:43:00 AM	4.3	38.1
11/16/2015 3:44:00 AM	4.1	37.6
11/16/2015 3:45:00 AM	3.8	37.0
11/16/2015 3:46:00 AM	3.6	36.1
11/16/2015 3:47:00 AM	3.7	36.9
11/16/2015 3:48:00 AM	3.7	38.6
11/16/2015 3:49:00 AM	3.7	41.2
11/16/2015 3:50:00 AM	4.0	38.5

11/16/2015 3:51:00 AM	3.6	36.2
11/16/2015 3:54:00 AM	3.5	36.3
11/16/2015 4:03:00 AM	3.7	36.8
11/16/2015 4:04:00 AM	3.7	37.0
11/16/2015 4:11:00 AM	3.9	36.5
11/16/2015 4:12:00 AM	3.7	36.5
11/16/2015 4:47:00 AM	3.7	37.0
11/16/2015 4:55:00 AM	3.6	36.9
11/16/2015 10:07:00 PM	3.8	42.1
11/16/2015 10:09:00 PM	3.6	37.7
11/16/2015 10:10:00 PM	3.9	38.3
11/16/2015 10:39:00 PM	3.7	39.2
11/16/2015 10:55:00 PM	3.5	39.2
11/16/2015 10:57:00 PM	4.2	42.3
11/16/2015 10:58:00 PM	3.6	41.0
11/16/2015 11:03:00 PM	3.6	42.6
11/16/2015 11:04:00 PM	3.8	44.0
11/16/2015 11:05:00 PM	4.0	43.5
11/16/2015 11:07:00 PM	4.1	42.7
11/16/2015 11:08:00 PM	4.1	44.1
11/16/2015 11:09:00 PM	3.8	46.6
11/16/2015 11:11:00 PM	3.7	41.9
11/16/2015 11:12:00 PM	3.5	40.6
11/16/2015 11:13:00 PM	4.1	42.5
11/16/2015 11:14:00 PM	4.4	44.3
11/16/2015 11:15:00 PM	3.6	41.6
11/16/2015 11:17:00 PM	3.7	40.0
11/16/2015 11:18:00 PM	3.9	40.5
11/16/2015 11:20:00 PM	4.0	43.8
11/16/2015 11:21:00 PM	4.0	42.7
11/16/2015 11:22:00 PM	3.7	40.6
11/16/2015 11:23:00 PM	3.6	41.7
11/16/2015 11:24:00 PM	3.7	41.9
11/16/2015 11:25:00 PM	3.7	41.6
11/16/2015 11:27:00 PM	3.6	41.3
11/16/2015 11:28:00 PM	3.8	40.8
11/16/2015 11:29:00 PM	4.1	41.7
11/16/2015 11:30:00 PM	4.0	40.9
11/16/2015 11:31:00 PM	4.2	44.0
11/16/2015 11:32:00 PM	4.1	44.3
11/16/2015 11:33:00 PM	4.3	43.0
11/16/2015 11:34:00 PM	4.6	44.3
11/16/2015 11:35:00 PM	4.1	43.2
11/16/2015 11:37:00 PM	4.1	43.2
11/16/2015 11:38:00 PM	4.3	44.4
11/16/2015 11:39:00 PM	4.7	46.7
11/16/2015 11:40:00 PM	4.1	49.7
11/16/2015 11:42:00 PM	4.8	46.1
11/16/2015 11:43:00 PM	4.0	42.9
11/16/2015 11:45:00 PM	3.7	40.8
11/16/2015 11:46:00 PM	4.2	41.9
11/16/2015 11:47:00 PM	3.7	42.2
11/16/2015 11:49:00 PM	4.0	41.4
11/16/2015 11:50:00 PM	4.3	42.9
11/16/2015 11:51:00 PM	3.9	41.7

11/16/2015 11:52:00 PM	4.0	42.6
11/16/2015 11:53:00 PM	3.9	40.9
11/16/2015 11:54:00 PM	3.7	43.2
11/16/2015 11:55:00 PM	4.0	42.5
11/16/2015 11:56:00 PM	4.3	40.2
11/16/2015 11:57:00 PM	4.1	44.4
11/17/2015 12:01:00 AM	3.8	40.2
11/17/2015 12:02:00 AM	3.6	41.4
11/17/2015 12:03:00 AM	4.1	42.7
11/17/2015 12:04:00 AM	3.9	42.3
11/17/2015 12:05:00 AM	3.9	42.8
11/17/2015 12:06:00 AM	3.9	43.0
11/17/2015 12:07:00 AM	3.6	41.5
11/17/2015 12:08:00 AM	3.8	43.0
11/17/2015 12:10:00 AM	3.6	40.3
11/17/2015 12:12:00 AM	3.7	41.5
11/17/2015 12:15:00 AM	4.0	41.5
11/17/2015 12:18:00 AM	3.7	41.5
11/17/2015 12:19:00 AM	3.6	40.6
11/17/2015 12:21:00 AM	3.5	41.6
11/17/2015 12:22:00 AM	3.5	40.2
11/17/2015 12:27:00 AM	3.9	41.5
11/17/2015 12:33:00 AM	3.5	50.0
11/17/2015 12:34:00 AM	3.7	40.6
11/17/2015 12:35:00 AM	3.5	39.2
11/17/2015 12:36:00 AM	4.3	42.6
11/17/2015 12:37:00 AM	3.6	41.8
11/17/2015 12:38:00 AM	3.5	41.4
11/17/2015 12:39:00 AM	4.0	41.8
11/17/2015 12:40:00 AM	3.6	39.2
11/17/2015 12:41:00 AM	3.7	40.7
11/17/2015 12:42:00 AM	3.5	40.7
11/17/2015 12:43:00 AM	4.1	40.6
11/17/2015 12:44:00 AM	3.7	39.4
11/17/2015 12:45:00 AM	3.7	40.2
11/17/2015 12:46:00 AM	3.9	41.0
11/17/2015 12:47:00 AM	4.2	43.3
11/17/2015 12:48:00 AM	4.3	43.9
11/17/2015 12:49:00 AM	3.6	40.0
11/17/2015 12:50:00 AM	3.6	42.3
11/17/2015 12:51:00 AM	4.3	41.5
11/17/2015 12:52:00 AM	4.0	43.4
11/17/2015 12:53:00 AM	4.2	43.3
11/17/2015 12:56:00 AM	3.8	40.8
11/17/2015 12:57:00 AM	4.1	42.0
11/17/2015 12:58:00 AM	3.6	40.8
11/17/2015 12:59:00 AM	3.6	39.9
11/17/2015 1:00:00 AM	3.6	41.3
11/17/2015 1:01:00 AM	3.9	42.6
11/17/2015 1:04:00 AM	4.2	41.5
11/17/2015 1:05:00 AM	3.7	42.0
11/17/2015 1:06:00 AM	4.5	44.5
11/17/2015 1:07:00 AM	4.1	43.2
11/17/2015 1:08:00 AM	3.7	41.8
11/17/2015 1:09:00 AM	3.5	40.7

11/17/2015 1:10:00 AM	3.7	42.3
11/17/2015 1:12:00 AM	3.7	42.1
11/17/2015 1:13:00 AM	3.7	41.1
11/17/2015 1:15:00 AM	4.1	44.1
11/17/2015 1:16:00 AM	3.5	40.6
11/17/2015 1:17:00 AM	3.7	41.7
11/17/2015 1:18:00 AM	3.6	41.8
11/17/2015 1:19:00 AM	4.0	44.4
11/17/2015 1:20:00 AM	4.1	43.3
11/17/2015 1:21:00 AM	3.8	41.3
11/17/2015 1:22:00 AM	4.1	44.8
11/17/2015 1:23:00 AM	3.9	43.9
11/17/2015 1:24:00 AM	3.9	42.4
11/17/2015 1:25:00 AM	4.1	44.4
11/17/2015 1:27:00 AM	4.5	44.6
11/17/2015 1:28:00 AM	4.0	43.1
11/17/2015 1:29:00 AM	3.9	41.9
11/17/2015 1:30:00 AM	5.0	47.3
11/17/2015 1:31:00 AM	4.4	43.1
11/17/2015 1:32:00 AM	3.6	40.2
11/17/2015 1:33:00 AM	4.4	43.0
11/17/2015 1:34:00 AM	4.2	42.3
11/17/2015 1:35:00 AM	3.6	39.7
11/17/2015 1:36:00 AM	4.0	42.2
11/17/2015 1:37:00 AM	3.9	39.6
11/17/2015 1:38:00 AM	4.1	42.2
11/17/2015 1:39:00 AM	4.0	42.9
11/17/2015 1:40:00 AM	4.0	41.9
11/17/2015 1:41:00 AM	3.6	39.8
11/17/2015 1:45:00 AM	3.9	42.6
11/17/2015 1:46:00 AM	4.0	40.9
11/17/2015 1:47:00 AM	3.9	41.1
11/17/2015 1:48:00 AM	3.6	40.4
11/17/2015 1:49:00 AM	3.8	41.5
11/17/2015 1:50:00 AM	3.7	40.3
11/17/2015 1:51:00 AM	3.8	40.4
11/17/2015 1:52:00 AM	4.0	41.8
11/17/2015 1:53:00 AM	3.7	40.3
11/17/2015 1:54:00 AM	3.8	42.6
11/17/2015 1:55:00 AM	4.8	44.7
11/17/2015 1:56:00 AM	4.1	42.5
11/17/2015 1:57:00 AM	3.8	40.6
11/17/2015 1:58:00 AM	4.1	42.8
11/17/2015 1:59:00 AM	4.3	42.3
11/17/2015 2:00:00 AM	4.2	43.5
11/17/2015 2:01:00 AM	3.8	41.8
11/17/2015 2:02:00 AM	3.7	41.5
11/17/2015 2:03:00 AM	4.1	42.5
11/17/2015 2:04:00 AM	4.1	42.4
11/17/2015 2:06:00 AM	4.0	42.9
11/17/2015 2:07:00 AM	3.8	41.4
11/17/2015 2:08:00 AM	4.0	41.9
11/17/2015 2:09:00 AM	4.1	42.9
11/17/2015 2:10:00 AM	4.0	41.0
11/17/2015 2:11:00 AM	3.8	41.0

11/17/2015 2:12:00 AM	3.7	40.8
11/17/2015 2:13:00 AM	3.6	39.9
11/17/2015 2:14:00 AM	3.5	38.9
11/17/2015 2:15:00 AM	4.0	41.0
11/17/2015 2:18:00 AM	4.0	41.5
11/17/2015 2:19:00 AM	3.9	41.1
11/17/2015 2:20:00 AM	4.0	40.3
11/17/2015 2:21:00 AM	4.0	41.3
11/17/2015 2:24:00 AM	4.2	42.1
11/17/2015 2:25:00 AM	4.0	41.0
11/17/2015 2:26:00 AM	3.9	40.6
11/17/2015 2:27:00 AM	4.1	42.4
11/17/2015 2:28:00 AM	4.4	43.2
11/17/2015 2:29:00 AM	3.7	40.1
11/17/2015 2:30:00 AM	4.1	42.9
11/17/2015 2:31:00 AM	4.1	40.9
11/17/2015 2:32:00 AM	3.7	39.2
11/17/2015 2:33:00 AM	4.1	41.6
11/17/2015 2:34:00 AM	4.1	42.3
11/17/2015 2:35:00 AM	4.7	45.1
11/17/2015 2:36:00 AM	4.4	42.8
11/17/2015 2:37:00 AM	5.3	48.4
11/17/2015 2:38:00 AM	4.8	47.4
11/17/2015 2:39:00 AM	4.5	44.8
11/17/2015 2:40:00 AM	4.8	47.1
11/17/2015 2:41:00 AM	5.3	47.9
11/17/2015 2:42:00 AM	4.7	46.2
11/17/2015 2:43:00 AM	5.1	48.7
11/17/2015 2:44:00 AM	5.1	48.5
11/17/2015 2:45:00 AM	5.4	49.3
11/17/2015 2:46:00 AM	5.1	47.6
11/17/2015 2:47:00 AM	5.4	48.4
11/17/2015 2:48:00 AM	5.9	52.2
11/17/2015 2:49:00 AM	4.5	44.2
11/17/2015 2:50:00 AM	5.2	49.2
11/17/2015 2:51:00 AM	5.2	47.0
11/17/2015 2:52:00 AM	5.4	49.3
11/17/2015 2:53:00 AM	4.8	44.8
11/17/2015 2:54:00 AM	4.4	42.4
11/17/2015 2:55:00 AM	3.9	41.7
11/17/2015 2:56:00 AM	5.1	48.2
11/17/2015 2:57:00 AM	4.9	46.0
11/17/2015 2:58:00 AM	4.6	45.3
11/17/2015 2:59:00 AM	4.9	46.7
11/17/2015 3:00:00 AM	4.1	43.6
11/17/2015 3:01:00 AM	4.6	44.3
11/17/2015 3:02:00 AM	4.3	44.0
11/17/2015 3:03:00 AM	4.3	43.5
11/17/2015 3:04:00 AM	4.9	47.6
11/17/2015 3:05:00 AM	4.5	45.3
11/17/2015 3:06:00 AM	5.1	49.5
11/17/2015 3:07:00 AM	4.5	45.0
11/17/2015 3:08:00 AM	4.5	44.2
11/17/2015 3:09:00 AM	4.3	43.6
11/17/2015 3:10:00 AM	4.5	44.5

11/17/2015 3:11:00 AM	4.4	44.3
11/17/2015 3:12:00 AM	4.2	43.5
11/17/2015 3:13:00 AM	4.1	42.3
11/17/2015 3:14:00 AM	4.0	41.7
11/17/2015 3:15:00 AM	4.2	41.3
11/17/2015 3:16:00 AM	4.5	43.1
11/17/2015 3:17:00 AM	4.3	42.4
11/17/2015 3:18:00 AM	4.3	42.9
11/17/2015 3:19:00 AM	3.7	40.4
11/17/2015 3:20:00 AM	3.9	41.0
11/17/2015 3:21:00 AM	3.6	39.5
11/17/2015 3:22:00 AM	4.7	47.3
11/17/2015 3:23:00 AM	4.4	44.0
11/17/2015 3:24:00 AM	4.0	40.2
11/17/2015 3:25:00 AM	3.8	38.3
11/17/2015 3:28:00 AM	3.8	40.3
11/17/2015 3:29:00 AM	4.1	43.6
11/17/2015 3:30:00 AM	4.0	40.5
11/17/2015 3:31:00 AM	3.8	41.8
11/17/2015 3:32:00 AM	3.7	41.3
11/17/2015 3:33:00 AM	3.6	42.5
11/17/2015 3:34:00 AM	4.1	43.3
11/17/2015 3:35:00 AM	3.9	41.6
11/17/2015 3:36:00 AM	4.7	45.0
11/17/2015 3:37:00 AM	3.7	40.8
11/17/2015 3:38:00 AM	3.6	39.6
11/17/2015 3:39:00 AM	4.2	45.4
11/17/2015 3:40:00 AM	4.0	43.0
11/17/2015 3:41:00 AM	3.6	39.4
11/17/2015 3:42:00 AM	3.9	41.2
11/17/2015 3:43:00 AM	4.4	42.8
11/17/2015 3:44:00 AM	4.9	46.5
11/17/2015 3:45:00 AM	4.1	41.6
11/17/2015 3:46:00 AM	4.2	43.4
11/17/2015 3:47:00 AM	4.6	44.3
11/17/2015 3:48:00 AM	4.1	41.1
11/17/2015 3:49:00 AM	4.4	45.1
11/17/2015 3:50:00 AM	4.7	45.4
11/17/2015 3:51:00 AM	4.7	44.1
11/17/2015 3:52:00 AM	4.7	44.6
11/17/2015 3:53:00 AM	4.4	43.5
11/17/2015 3:54:00 AM	4.0	42.2
11/17/2015 3:56:00 AM	5.2	47.2
11/17/2015 3:57:00 AM	5.4	48.5
11/17/2015 3:58:00 AM	4.5	46.0
11/17/2015 4:00:00 AM	4.7	44.3
11/17/2015 4:01:00 AM	4.5	46.3
11/17/2015 4:02:00 AM	4.7	47.1
11/17/2015 4:03:00 AM	4.7	43.9
11/17/2015 4:05:00 AM	5.2	50.0
11/17/2015 4:06:00 AM	5.5	48.7
11/17/2015 4:07:00 AM	4.7	44.7
11/17/2015 4:08:00 AM	5.9	52.4
11/17/2015 4:09:00 AM	5.1	47.9
11/17/2015 4:10:00 AM	4.2	42.4

11/17/2015 4:11:00 AM	5.9	51.9
11/17/2015 4:12:00 AM	5.4	47.5
11/17/2015 4:13:00 AM	5.0	46.5
11/17/2015 4:14:00 AM	4.4	45.9
11/17/2015 4:15:00 AM	4.9	45.5
11/17/2015 4:16:00 AM	4.7	45.9
11/17/2015 4:18:00 AM	4.3	42.7
11/17/2015 4:19:00 AM	4.4	44.0
11/17/2015 4:20:00 AM	4.7	45.0
11/17/2015 4:21:00 AM	5.1	47.0
11/17/2015 4:22:00 AM	5.3	47.9
11/17/2015 4:25:00 AM	4.3	41.7
11/17/2015 4:26:00 AM	3.9	41.3
11/17/2015 4:27:00 AM	4.5	44.9
11/17/2015 4:28:00 AM	4.0	40.5
11/17/2015 4:29:00 AM	4.3	44.1
11/17/2015 4:30:00 AM	4.3	43.9
11/17/2015 4:31:00 AM	3.7	39.5
11/17/2015 4:32:00 AM	4.3	42.6
11/17/2015 4:33:00 AM	3.5	40.7
11/17/2015 4:34:00 AM	4.5	44.4
11/17/2015 4:35:00 AM	3.7	42.1
11/17/2015 4:36:00 AM	3.7	41.5
11/17/2015 4:37:00 AM	3.7	38.8
11/17/2015 4:38:00 AM	3.7	41.8
11/17/2015 4:40:00 AM	4.6	42.9
11/17/2015 4:41:00 AM	3.9	41.5
11/17/2015 4:42:00 AM	5.0	46.7
11/17/2015 4:43:00 AM	4.1	42.3
11/17/2015 4:44:00 AM	4.1	43.2
11/17/2015 4:45:00 AM	3.7	41.1
11/17/2015 4:46:00 AM	4.1	42.5
11/17/2015 4:47:00 AM	4.5	45.5
11/17/2015 4:48:00 AM	4.1	41.9
11/17/2015 4:49:00 AM	4.8	47.6
11/17/2015 4:50:00 AM	4.9	46.9
11/17/2015 4:51:00 AM	4.2	41.6
11/17/2015 4:52:00 AM	5.2	48.1
11/17/2015 4:53:00 AM	4.8	45.5
11/17/2015 4:54:00 AM	4.9	47.7
11/17/2015 4:55:00 AM	5.2	49.3
11/17/2015 4:56:00 AM	4.7	44.5
11/17/2015 4:58:00 AM	5.5	48.9
11/17/2015 4:59:00 AM	5.8	51.3
11/17/2015 10:01:00 PM	3.5	43.4
11/17/2015 10:02:00 PM	4.7	45.4
11/17/2015 10:04:00 PM	4.4	45.7
11/17/2015 10:06:00 PM	4.9	48.7
11/17/2015 10:09:00 PM	5.3	47.3
11/17/2015 10:10:00 PM	4.5	45.0
11/17/2015 10:11:00 PM	5.7	46.7
11/17/2015 10:12:00 PM	4.7	44.3
11/17/2015 10:15:00 PM	4.7	44.5
11/17/2015 10:16:00 PM	4.8	47.1
11/17/2015 10:18:00 PM	5.7	49.1

11/17/2015 10:19:00 PM	5.6	47.4
11/17/2015 10:20:00 PM	5.2	48.4
11/17/2015 10:21:00 PM	5.6	50.1
11/17/2015 10:22:00 PM	6.0	49.7
11/17/2015 10:24:00 PM	5.2	46.5
11/17/2015 10:25:00 PM	5.7	47.9
11/17/2015 10:26:00 PM	5.3	47.4
11/17/2015 10:29:00 PM	5.4	46.3
11/17/2015 10:30:00 PM	4.7	45.3
11/17/2015 10:31:00 PM	6.0	48.4
11/17/2015 10:40:00 PM	5.8	49.5
11/17/2015 10:44:00 PM	5.5	48.9
11/17/2015 10:46:00 PM	5.8	50.3
11/17/2015 10:47:00 PM	5.5	47.9
11/17/2015 10:49:00 PM	5.2	46.9
11/17/2015 10:50:00 PM	5.5	49.8
11/17/2015 10:51:00 PM	5.9	48.5
11/17/2015 10:56:00 PM	6.3	49.1
11/17/2015 10:59:00 PM	6.4	48.6
11/17/2015 11:00:00 PM	4.9	47.0
11/17/2015 11:02:00 PM	5.3	47.8
11/17/2015 11:03:00 PM	6.6	51.9
11/17/2015 11:04:00 PM	5.7	50.4
11/17/2015 11:07:00 PM	7.2	52.7
11/17/2015 11:09:00 PM	4.7	46.9
11/17/2015 11:10:00 PM	5.4	46.9
11/17/2015 11:12:00 PM	7.2	53.0
11/17/2015 11:13:00 PM	5.9	49.3
11/17/2015 11:14:00 PM	5.6	47.5
11/17/2015 11:15:00 PM	5.8	49.7
11/17/2015 11:20:00 PM	5.2	48.5
11/17/2015 11:22:00 PM	5.6	48.9
11/17/2015 11:23:00 PM	5.1	46.3
11/17/2015 11:25:00 PM	6.1	49.5
11/17/2015 11:27:00 PM	5.3	49.2
11/17/2015 11:28:00 PM	6.4	51.2
11/17/2015 11:29:00 PM	6.0	48.0
11/17/2015 11:31:00 PM	6.0	48.5
11/17/2015 11:32:00 PM	5.8	46.9
11/17/2015 11:34:00 PM	5.7	47.5
11/17/2015 11:36:00 PM	5.1	45.5
11/17/2015 11:37:00 PM	4.7	44.0
11/17/2015 11:43:00 PM	6.3	48.8
11/17/2015 11:44:00 PM	6.6	51.7
11/17/2015 11:45:00 PM	5.2	47.1
11/17/2015 11:46:00 PM	5.8	48.0
11/17/2015 11:47:00 PM	5.4	44.6
11/17/2015 11:48:00 PM	6.6	52.8
11/17/2015 11:52:00 PM	7.5	53.5
11/17/2015 11:53:00 PM	6.2	47.9
11/17/2015 11:54:00 PM	5.6	45.8
11/17/2015 11:55:00 PM	5.8	47.1
11/17/2015 11:56:00 PM	5.6	47.7
11/17/2015 11:57:00 PM	7.4	52.7
11/17/2015 11:58:00 PM	5.6	47.8

11/17/2015 11:59:00 PM	6.9	51.8
11/18/2015 12:02:00 AM	6.1	49.8
11/18/2015 12:03:00 AM	5.9	50.0
11/18/2015 12:04:00 AM	6.6	51.3
11/18/2015 12:05:00 AM	5.6	46.5
11/18/2015 12:06:00 AM	6.1	49.7
11/18/2015 12:07:00 AM	6.0	48.4
11/18/2015 12:08:00 AM	5.0	44.6
11/18/2015 12:09:00 AM	5.5	48.9
11/18/2015 12:10:00 AM	6.3	51.0
11/18/2015 12:11:00 AM	6.4	51.6
11/18/2015 12:15:00 AM	6.6	51.0
11/18/2015 12:16:00 AM	6.0	49.4
11/18/2015 12:20:00 AM	5.5	47.8
11/18/2015 12:21:00 AM	6.0	50.9
11/18/2015 12:22:00 AM	5.3	46.2
11/18/2015 12:23:00 AM	5.9	50.2
11/18/2015 12:25:00 AM	6.9	51.6
11/18/2015 12:27:00 AM	6.8	50.2
11/18/2015 12:28:00 AM	7.4	53.0
11/18/2015 12:29:00 AM	7.2	52.5
11/18/2015 12:31:00 AM	6.8	51.1
11/18/2015 12:32:00 AM	6.7	53.1
11/18/2015 12:39:00 AM	6.1	49.7
11/18/2015 12:40:00 AM	5.9	51.2
11/18/2015 12:41:00 AM	4.7	48.6
11/18/2015 12:43:00 AM	4.8	48.9
11/18/2015 12:44:00 AM	6.6	51.6
11/18/2015 12:45:00 AM	6.7	52.1
11/18/2015 12:49:00 AM	6.5	50.5
11/18/2015 12:50:00 AM	5.6	48.3
11/18/2015 12:54:00 AM	6.3	51.7
11/18/2015 12:55:00 AM	6.1	51.9
11/18/2015 12:56:00 AM	6.5	51.3
11/18/2015 12:57:00 AM	6.1	51.4
11/18/2015 12:59:00 AM	6.5	52.4
11/18/2015 1:01:00 AM	5.9	48.6
11/18/2015 1:04:00 AM	5.9	49.8
11/18/2015 1:05:00 AM	6.5	52.4
11/18/2015 1:08:00 AM	6.3	49.2
11/18/2015 1:11:00 AM	7.3	54.1
11/18/2015 1:12:00 AM	6.8	53.5
11/18/2015 1:13:00 AM	5.9	48.4
11/18/2015 1:15:00 AM	6.3	51.0
11/18/2015 1:17:00 AM	6.6	52.5
11/18/2015 1:18:00 AM	6.4	51.7
11/18/2015 1:19:00 AM	5.7	48.6
11/18/2015 1:21:00 AM	5.8	47.4
11/18/2015 1:22:00 AM	5.6	45.8
11/18/2015 1:24:00 AM	7.5	52.9
11/18/2015 1:25:00 AM	5.5	48.0
11/18/2015 1:26:00 AM	4.8	47.3
11/18/2015 1:29:00 AM	5.8	49.6
11/18/2015 1:30:00 AM	6.5	51.4
11/18/2015 1:31:00 AM	6.4	50.6

11/18/2015 1:32:00 AM	7.0	51.8
11/18/2015 1:34:00 AM	5.8	47.9
11/18/2015 1:38:00 AM	6.2	51.3
11/18/2015 1:42:00 AM	6.8	52.8
11/18/2015 1:43:00 AM	7.0	53.1
11/18/2015 1:44:00 AM	5.8	47.9
11/18/2015 1:47:00 AM	5.0	44.4
11/18/2015 1:48:00 AM	5.0	47.8
11/18/2015 1:50:00 AM	5.8	50.1
11/18/2015 1:51:00 AM	6.3	49.5
11/18/2015 1:52:00 AM	5.3	47.1
11/18/2015 1:53:00 AM	5.2	46.9
11/18/2015 1:54:00 AM	5.5	47.7
11/18/2015 1:55:00 AM	4.9	44.6
11/18/2015 1:56:00 AM	4.8	43.6
11/18/2015 1:57:00 AM	4.5	43.4
11/18/2015 1:58:00 AM	4.6	43.7
11/18/2015 1:59:00 AM	4.2	43.6
11/18/2015 2:00:00 AM	5.2	45.2
11/18/2015 2:01:00 AM	4.5	43.4
11/18/2015 2:03:00 AM	4.9	44.6
11/18/2015 2:04:00 AM	3.7	42.4
11/18/2015 2:05:00 AM	5.2	48.1
11/18/2015 2:06:00 AM	4.8	42.4
11/18/2015 2:07:00 AM	3.8	41.5
11/18/2015 2:08:00 AM	4.7	46.4
11/18/2015 2:09:00 AM	4.1	43.4
11/18/2015 2:10:00 AM	4.0	41.3
11/18/2015 2:11:00 AM	4.7	44.3
11/18/2015 2:12:00 AM	4.9	45.2
11/18/2015 2:13:00 AM	4.2	43.4
11/18/2015 2:14:00 AM	4.3	42.6
11/18/2015 2:15:00 AM	4.1	42.8
11/18/2015 2:16:00 AM	4.0	42.3
11/18/2015 2:17:00 AM	4.3	42.5
11/18/2015 2:18:00 AM	4.5	44.3
11/18/2015 2:19:00 AM	4.9	44.5
11/18/2015 2:20:00 AM	4.4	42.5
11/18/2015 2:21:00 AM	4.3	42.4
11/18/2015 2:22:00 AM	3.8	42.3
11/18/2015 2:23:00 AM	4.5	43.0
11/18/2015 2:24:00 AM	4.0	43.3
11/18/2015 2:25:00 AM	4.1	43.3
11/18/2015 2:26:00 AM	4.1	43.5
11/18/2015 2:27:00 AM	4.6	44.0
11/18/2015 2:28:00 AM	4.8	48.4
11/18/2015 2:29:00 AM	5.7	49.2
11/18/2015 2:30:00 AM	5.1	46.9
11/18/2015 2:32:00 AM	4.5	43.1
11/18/2015 2:33:00 AM	3.8	41.3
11/18/2015 2:34:00 AM	5.2	46.8
11/18/2015 2:35:00 AM	5.1	45.8
11/18/2015 2:36:00 AM	4.6	44.5
11/18/2015 2:37:00 AM	3.8	42.8
11/18/2015 2:38:00 AM	4.1	42.2

11/18/2015 2:39:00 AM	4.1	43.4
11/18/2015 2:40:00 AM	4.9	46.9
11/18/2015 2:41:00 AM	5.2	46.6
11/18/2015 2:42:00 AM	4.7	44.6
11/18/2015 2:43:00 AM	4.4	43.9
11/18/2015 2:44:00 AM	3.8	42.2
11/18/2015 2:45:00 AM	4.8	44.0
11/18/2015 2:46:00 AM	4.5	42.5
11/18/2015 2:47:00 AM	4.2	43.7
11/18/2015 2:49:00 AM	3.6	41.3
11/18/2015 2:50:00 AM	4.4	42.9
11/18/2015 2:51:00 AM	5.2	46.9
11/18/2015 2:52:00 AM	5.1	45.8
11/18/2015 2:54:00 AM	4.4	44.8
11/18/2015 2:56:00 AM	5.4	46.0
11/18/2015 2:57:00 AM	4.3	42.8
11/18/2015 2:58:00 AM	5.0	46.9
11/18/2015 2:59:00 AM	4.3	42.8
11/18/2015 3:00:00 AM	4.4	42.5
11/18/2015 3:02:00 AM	5.4	47.8
11/18/2015 3:03:00 AM	5.4	45.4
11/18/2015 3:04:00 AM	5.1	46.1
11/18/2015 3:05:00 AM	5.2	50.1
11/18/2015 3:07:00 AM	4.9	47.5
11/18/2015 3:08:00 AM	5.1	46.0
11/18/2015 3:09:00 AM	6.0	48.5
11/18/2015 3:10:00 AM	4.9	45.6
11/18/2015 3:12:00 AM	5.1	46.8
11/18/2015 3:15:00 AM	4.4	43.9
11/18/2015 3:16:00 AM	4.9	45.0
11/18/2015 3:17:00 AM	4.7	44.8
11/18/2015 3:18:00 AM	5.5	46.8
11/18/2015 3:19:00 AM	5.0	44.7
11/18/2015 3:20:00 AM	5.1	46.3
11/18/2015 3:21:00 AM	4.1	44.7
11/18/2015 3:24:00 AM	5.4	46.6
11/18/2015 3:25:00 AM	5.5	49.3
11/18/2015 3:26:00 AM	5.4	46.1
11/18/2015 3:28:00 AM	5.1	45.0
11/18/2015 3:29:00 AM	4.8	45.9
11/18/2015 3:30:00 AM	5.6	47.8
11/18/2015 3:31:00 AM	5.3	45.6
11/18/2015 3:32:00 AM	4.2	44.8
11/18/2015 3:33:00 AM	4.9	44.0
11/18/2015 3:34:00 AM	4.8	45.1
11/18/2015 3:35:00 AM	5.2	43.1
11/18/2015 3:36:00 AM	5.1	44.0
11/18/2015 3:38:00 AM	5.3	44.7
11/18/2015 3:39:00 AM	5.1	44.3
11/18/2015 3:40:00 AM	4.9	46.1
11/18/2015 3:42:00 AM	4.8	45.9
11/18/2015 3:43:00 AM	5.5	45.8
11/18/2015 3:44:00 AM	5.3	44.9
11/18/2015 3:45:00 AM	6.1	49.5
11/18/2015 3:46:00 AM	5.8	48.5

11/18/2015 3:47:00 AM	5.7	46.9
11/18/2015 3:49:00 AM	6.2	50.8
11/18/2015 3:50:00 AM	5.4	45.2
11/18/2015 3:51:00 AM	4.8	43.0
11/18/2015 3:52:00 AM	5.2	44.1
11/18/2015 3:53:00 AM	5.4	48.2
11/18/2015 3:55:00 AM	5.2	45.0
11/18/2015 3:56:00 AM	5.8	49.0
11/18/2015 3:57:00 AM	5.2	45.3
11/18/2015 3:58:00 AM	5.2	48.5
11/18/2015 3:59:00 AM	6.4	48.4
11/18/2015 4:00:00 AM	4.9	43.6
11/18/2015 4:02:00 AM	5.0	44.5
11/18/2015 4:03:00 AM	5.3	44.7
11/18/2015 4:04:00 AM	5.8	46.4
11/18/2015 4:05:00 AM	5.1	46.0
11/18/2015 4:06:00 AM	4.8	43.6
11/18/2015 4:07:00 AM	5.7	48.5
11/18/2015 4:09:00 AM	5.2	46.0
11/18/2015 4:10:00 AM	5.1	46.4
11/18/2015 4:11:00 AM	5.2	45.0
11/18/2015 4:12:00 AM	6.1	48.7
11/18/2015 4:14:00 AM	5.3	45.6
11/18/2015 4:15:00 AM	5.0	46.7
11/18/2015 4:16:00 AM	6.3	50.2
11/18/2015 4:17:00 AM	5.8	46.5
11/18/2015 4:18:00 AM	5.1	46.6
11/18/2015 4:19:00 AM	5.7	48.2
11/18/2015 4:20:00 AM	5.4	45.4
11/18/2015 4:21:00 AM	5.8	48.5
11/18/2015 4:22:00 AM	6.5	50.5
11/18/2015 4:23:00 AM	5.8	49.7
11/18/2015 4:25:00 AM	5.3	46.2
11/18/2015 4:26:00 AM	6.4	51.4
11/18/2015 4:27:00 AM	5.9	46.8
11/18/2015 4:30:00 AM	6.0	45.5
11/18/2015 4:31:00 AM	4.5	43.7
11/18/2015 4:32:00 AM	5.3	47.7
11/18/2015 4:33:00 AM	6.0	48.9
11/18/2015 4:35:00 AM	5.6	48.2
11/18/2015 4:37:00 AM	6.7	50.1
11/18/2015 4:38:00 AM	6.1	48.8
11/18/2015 4:39:00 AM	6.2	49.6
11/18/2015 4:40:00 AM	6.2	49.4
11/18/2015 4:41:00 AM	6.2	49.6
11/18/2015 4:43:00 AM	7.3	52.8
11/18/2015 4:44:00 AM	6.3	50.5
11/18/2015 4:46:00 AM	6.0	49.3
11/18/2015 4:49:00 AM	6.3	49.0
11/18/2015 4:50:00 AM	6.4	50.8
11/18/2015 4:51:00 AM	5.4	46.6
11/18/2015 4:52:00 AM	5.2	45.9
11/18/2015 4:53:00 AM	5.6	48.5
11/18/2015 4:54:00 AM	5.2	46.7
11/18/2015 4:55:00 AM	5.4	47.0

11/18/2015 4:56:00 AM	5.1	47.4
11/18/2015 4:57:00 AM	6.2	48.0
11/18/2015 4:58:00 AM	5.1	47.6
11/18/2015 4:59:00 AM	4.6	43.4
11/18/2015 10:15:00 PM	5.9	51.9
11/18/2015 10:21:00 PM	6.9	53.5
11/18/2015 10:22:00 PM	5.9	51.2
11/18/2015 10:33:00 PM	6.3	51.8
11/18/2015 10:34:00 PM	6.9	54.6
11/18/2015 10:53:00 PM	7.0	53.7
11/18/2015 10:58:00 PM	5.4	51.0
11/18/2015 10:59:00 PM	5.9	52.1
11/18/2015 11:00:00 PM	6.6	54.5
11/19/2015 12:43:00 AM	5.7	45.3
11/19/2015 12:44:00 AM	6.0	48.9
11/19/2015 12:46:00 AM	6.2	47.1
11/19/2015 12:47:00 AM	4.9	44.0
11/19/2015 12:48:00 AM	6.1	45.5
11/19/2015 12:49:00 AM	5.3	44.0
11/19/2015 12:51:00 AM	5.3	44.7
11/19/2015 12:53:00 AM	5.2	43.3
11/19/2015 12:54:00 AM	4.9	45.8
11/19/2015 12:55:00 AM	5.2	43.3
11/19/2015 12:56:00 AM	4.8	43.0
11/19/2015 12:57:00 AM	4.6	43.2
11/19/2015 12:58:00 AM	4.6	43.0
11/19/2015 12:59:00 AM	5.4	45.9
11/19/2015 1:00:00 AM	4.9	42.5
11/19/2015 1:01:00 AM	5.0	43.0
11/19/2015 1:02:00 AM	5.9	47.8
11/19/2015 1:05:00 AM	5.4	47.7
11/19/2015 1:06:00 AM	5.2	45.6
11/19/2015 1:07:00 AM	4.6	42.2
11/19/2015 1:10:00 AM	4.5	42.9
11/19/2015 1:11:00 AM	5.3	47.7
11/19/2015 1:13:00 AM	4.9	43.8
11/19/2015 1:14:00 AM	5.0	48.1
11/19/2015 1:15:00 AM	6.1	43.9
11/19/2015 1:17:00 AM	5.5	45.3
11/19/2015 1:18:00 AM	5.5	44.8
11/19/2015 1:21:00 AM	4.9	41.3
11/19/2015 1:22:00 AM	4.6	43.4
11/19/2015 1:23:00 AM	4.8	44.6
11/19/2015 1:24:00 AM	4.8	42.3
11/19/2015 1:25:00 AM	4.9	44.1
11/19/2015 1:26:00 AM	5.6	44.9
11/19/2015 1:27:00 AM	4.6	41.0
11/19/2015 1:28:00 AM	4.1	41.5
11/19/2015 1:30:00 AM	5.2	43.0
11/19/2015 1:31:00 AM	4.7	41.3
11/19/2015 1:32:00 AM	4.3	40.8
11/19/2015 1:33:00 AM	5.5	44.5
11/19/2015 1:34:00 AM	4.6	42.3
11/19/2015 1:36:00 AM	3.8	39.5
11/19/2015 1:37:00 AM	3.7	39.2

11/19/2015 1:38:00 AM	4.2	40.6
11/19/2015 1:39:00 AM	3.8	40.2
11/19/2015 1:40:00 AM	4.9	41.7
11/19/2015 1:41:00 AM	5.0	40.5
11/19/2015 1:42:00 AM	3.9	40.9
11/19/2015 1:43:00 AM	5.2	44.0
11/19/2015 1:44:00 AM	5.4	42.1
11/19/2015 1:45:00 AM	5.1	41.2
11/19/2015 1:46:00 AM	3.7	39.3
11/19/2015 1:47:00 AM	4.6	40.4
11/19/2015 1:48:00 AM	4.4	41.8
11/19/2015 1:49:00 AM	4.7	40.6
11/19/2015 1:50:00 AM	5.0	43.5
11/19/2015 1:51:00 AM	5.7	43.3
11/19/2015 1:52:00 AM	4.8	40.5
11/19/2015 1:57:00 AM	5.0	42.0
11/19/2015 1:58:00 AM	4.5	39.8
11/19/2015 1:59:00 AM	4.6	42.0
11/19/2015 2:01:00 AM	5.2	42.6
11/19/2015 2:03:00 AM	5.6	43.5
11/19/2015 2:04:00 AM	4.9	43.7
11/19/2015 2:05:00 AM	4.4	40.7
11/19/2015 2:06:00 AM	4.8	41.3
11/19/2015 2:07:00 AM	4.8	43.6
11/19/2015 2:08:00 AM	5.4	45.8
11/19/2015 2:10:00 AM	5.4	42.1
11/19/2015 2:11:00 AM	3.9	39.3
11/19/2015 2:16:00 AM	5.1	42.3
11/19/2015 2:17:00 AM	5.9	47.4
11/19/2015 2:18:00 AM	5.4	45.0
11/19/2015 2:19:00 AM	5.3	42.7
11/19/2015 2:21:00 AM	5.8	44.5
11/19/2015 2:22:00 AM	6.1	48.0
11/19/2015 2:25:00 AM	6.8	48.3
11/19/2015 2:30:00 AM	5.5	48.7
11/19/2015 2:38:00 AM	6.5	49.8
11/19/2015 2:46:00 AM	7.5	51.6
11/19/2015 2:47:00 AM	6.3	51.8
11/19/2015 2:49:00 AM	6.7	54.0
11/19/2015 3:01:00 AM	7.3	53.5
11/19/2015 3:03:00 AM	6.6	52.6
11/19/2015 3:05:00 AM	6.3	51.5
11/19/2015 3:07:00 AM	6.7	51.1
11/19/2015 3:10:00 AM	6.3	50.5
11/19/2015 3:15:00 AM	7.0	51.7
11/19/2015 3:17:00 AM	7.1	52.9
11/19/2015 3:26:00 AM	6.7	51.8
11/19/2015 3:28:00 AM	7.4	54.3
11/19/2015 3:30:00 AM	7.1	54.5
11/19/2015 3:31:00 AM	6.6	51.4
11/19/2015 3:33:00 AM	6.5	51.7
11/19/2015 3:34:00 AM	7.1	51.0
11/19/2015 3:35:00 AM	7.4	52.9
11/19/2015 3:40:00 AM	6.1	48.8
11/19/2015 3:41:00 AM	6.0	50.8

11/19/2015 3:42:00 AM	5.8	50.3
11/19/2015 3:44:00 AM	6.1	50.4
11/19/2015 3:49:00 AM	6.4	49.8
11/19/2015 3:52:00 AM	6.5	51.0
11/19/2015 3:53:00 AM	5.4	46.5
11/19/2015 3:54:00 AM	6.9	52.3
11/19/2015 3:55:00 AM	6.9	54.5
11/19/2015 3:57:00 AM	6.8	52.6
11/19/2015 4:01:00 AM	6.3	48.8
11/19/2015 4:02:00 AM	5.6	49.4
11/19/2015 4:06:00 AM	7.1	53.8
11/19/2015 4:07:00 AM	5.8	48.3
11/19/2015 4:08:00 AM	6.2	48.7
11/19/2015 4:09:00 AM	6.9	52.5
11/19/2015 4:10:00 AM	7.2	51.5
11/19/2015 4:12:00 AM	6.5	50.7
11/19/2015 4:13:00 AM	5.6	49.5
11/19/2015 4:14:00 AM	5.8	46.4
11/19/2015 4:17:00 AM	5.9	47.2
11/19/2015 4:18:00 AM	6.9	52.3
11/19/2015 4:19:00 AM	6.3	50.6
11/19/2015 4:20:00 AM	6.0	46.1
11/19/2015 4:21:00 AM	6.5	52.2
11/19/2015 4:22:00 AM	6.7	51.2
11/19/2015 4:25:00 AM	6.0	51.7
11/19/2015 4:26:00 AM	5.6	47.2
11/19/2015 4:27:00 AM	7.3	54.0
11/19/2015 4:28:00 AM	6.6	50.9
11/19/2015 4:29:00 AM	5.1	43.6
11/19/2015 4:32:00 AM	6.5	50.8
11/19/2015 4:33:00 AM	5.4	46.3
11/19/2015 4:34:00 AM	6.8	53.0
11/19/2015 4:35:00 AM	5.6	45.8
11/19/2015 4:36:00 AM	5.4	45.3
11/19/2015 4:37:00 AM	5.2	44.4
11/19/2015 4:38:00 AM	6.1	51.1
11/19/2015 4:39:00 AM	5.9	49.0
11/19/2015 4:40:00 AM	5.6	49.9
11/19/2015 4:41:00 AM	6.1	50.5
11/19/2015 4:44:00 AM	6.0	47.5
11/19/2015 4:45:00 AM	6.1	52.3
11/19/2015 4:46:00 AM	6.2	51.5
11/19/2015 4:47:00 AM	6.2	51.0
11/19/2015 4:48:00 AM	5.2	48.0
11/19/2015 4:49:00 AM	6.6	51.8
11/19/2015 4:51:00 AM	5.7	47.8
11/19/2015 4:52:00 AM	6.4	50.9
11/19/2015 4:54:00 AM	6.5	52.3
11/19/2015 4:55:00 AM	6.1	49.8
11/19/2015 10:00:00 PM	6.7	53.5
11/19/2015 10:02:00 PM	6.5	52.3
11/19/2015 10:03:00 PM	6.6	51.8
11/19/2015 10:10:00 PM	5.8	51.8
11/19/2015 10:12:00 PM	6.7	54.4
11/19/2015 10:14:00 PM	7.2	54.3

11/19/2015 10:15:00 PM	5.9	48.2
11/19/2015 10:17:00 PM	6.1	50.4
11/19/2015 10:18:00 PM	6.6	53.3
11/19/2015 10:19:00 PM	5.9	49.2
11/19/2015 10:20:00 PM	6.7	52.3
11/19/2015 10:21:00 PM	5.9	50.2
11/19/2015 10:22:00 PM	5.9	49.2
11/19/2015 10:23:00 PM	5.5	48.5
11/19/2015 10:24:00 PM	6.5	49.5
11/19/2015 10:27:00 PM	5.9	48.2
11/19/2015 10:28:00 PM	5.9	51.9
11/19/2015 10:31:00 PM	6.1	51.8
11/19/2015 10:33:00 PM	5.9	48.5
11/19/2015 10:34:00 PM	6.0	52.4
11/19/2015 10:35:00 PM	5.4	48.4
11/19/2015 10:36:00 PM	6.0	48.5
11/19/2015 10:38:00 PM	6.9	52.5
11/19/2015 10:39:00 PM	6.7	53.5
11/19/2015 10:42:00 PM	5.7	50.3
11/19/2015 10:43:00 PM	5.7	48.3
11/19/2015 10:44:00 PM	5.4	47.9
11/19/2015 10:45:00 PM	6.6	54.0
11/19/2015 10:46:00 PM	4.7	43.4
11/19/2015 10:47:00 PM	4.7	42.7
11/19/2015 10:48:00 PM	5.4	49.7
11/19/2015 10:49:00 PM	6.1	50.4
11/19/2015 10:51:00 PM	4.6	45.5
11/19/2015 10:52:00 PM	4.6	42.0
11/19/2015 10:54:00 PM	5.0	45.5
11/19/2015 10:55:00 PM	4.8	44.2
11/19/2015 10:56:00 PM	5.9	50.8
11/19/2015 10:58:00 PM	4.6	46.1
11/19/2015 11:00:00 PM	5.4	46.6
11/19/2015 11:01:00 PM	4.9	46.6
11/19/2015 11:02:00 PM	5.4	45.8
11/19/2015 11:03:00 PM	4.9	43.3
11/19/2015 11:04:00 PM	4.8	42.4
11/19/2015 11:05:00 PM	3.8	41.2
11/19/2015 11:06:00 PM	5.0	46.4
11/19/2015 11:08:00 PM	5.2	45.5
11/19/2015 11:09:00 PM	5.0	45.8
11/19/2015 11:10:00 PM	4.3	40.3
11/19/2015 11:11:00 PM	5.1	44.3
11/19/2015 11:12:00 PM	4.5	43.3
11/19/2015 11:13:00 PM	4.3	41.4
11/19/2015 11:14:00 PM	5.1	48.8
11/19/2015 11:15:00 PM	4.9	44.0
11/19/2015 11:16:00 PM	5.4	48.1
11/19/2015 11:17:00 PM	4.7	42.1
11/19/2015 11:18:00 PM	4.3	43.4
11/19/2015 11:19:00 PM	5.4	46.3
11/19/2015 11:20:00 PM	4.3	42.8
11/19/2015 11:21:00 PM	4.8	43.7
11/19/2015 11:22:00 PM	4.4	44.6
11/19/2015 11:23:00 PM	5.0	47.0

11/19/2015 11:24:00 PM	5.7	49.8
11/19/2015 11:25:00 PM	4.8	44.8
11/19/2015 11:26:00 PM	6.0	49.9
11/19/2015 11:27:00 PM	5.1	47.1
11/19/2015 11:28:00 PM	5.7	47.4
11/19/2015 11:29:00 PM	5.3	48.0
11/19/2015 11:30:00 PM	5.8	49.9
11/19/2015 11:31:00 PM	5.6	48.9
11/19/2015 11:32:00 PM	5.5	48.9
11/19/2015 11:33:00 PM	5.9	49.6
11/19/2015 11:34:00 PM	6.1	49.8
11/19/2015 11:35:00 PM	4.7	44.6
11/19/2015 11:37:00 PM	4.7	45.6
11/19/2015 11:38:00 PM	5.3	46.8
11/19/2015 11:39:00 PM	5.0	44.5
11/19/2015 11:40:00 PM	4.5	44.8
11/19/2015 11:41:00 PM	6.4	52.0
11/19/2015 11:43:00 PM	5.1	49.1
11/19/2015 11:44:00 PM	5.2	46.1
11/19/2015 11:45:00 PM	5.6	47.4
11/19/2015 11:46:00 PM	5.0	46.7
11/19/2015 11:47:00 PM	5.0	47.2
11/19/2015 11:49:00 PM	6.3	50.2
11/19/2015 11:50:00 PM	6.2	51.7
11/19/2015 11:51:00 PM	6.6	52.6
11/19/2015 11:52:00 PM	6.1	49.5
11/19/2015 11:55:00 PM	6.8	54.4
11/19/2015 11:56:00 PM	6.8	53.5
11/19/2015 11:57:00 PM	6.4	49.5
11/19/2015 11:58:00 PM	5.9	49.0
11/20/2015 12:01:00 AM	6.7	51.3
11/20/2015 12:02:00 AM	6.7	54.5
11/20/2015 12:03:00 AM	5.3	45.6
11/20/2015 12:04:00 AM	5.8	51.5
11/20/2015 12:06:00 AM	7.0	54.2
11/20/2015 12:07:00 AM	6.6	54.2
11/20/2015 12:08:00 AM	6.3	52.0
11/20/2015 12:09:00 AM	6.5	52.5
11/20/2015 12:10:00 AM	6.3	52.0
11/20/2015 12:11:00 AM	5.2	45.5
11/20/2015 12:12:00 AM	5.4	46.9
11/20/2015 12:13:00 AM	4.9	45.8
11/20/2015 12:14:00 AM	5.0	45.0
11/20/2015 12:15:00 AM	4.5	45.4
11/20/2015 12:16:00 AM	4.6	44.4
11/20/2015 12:17:00 AM	5.2	47.1
11/20/2015 12:18:00 AM	6.0	47.6
11/20/2015 12:20:00 AM	6.2	50.0
11/20/2015 12:21:00 AM	5.6	47.6
11/20/2015 12:22:00 AM	5.6	49.9
11/20/2015 12:23:00 AM	6.0	48.3
11/20/2015 12:24:00 AM	5.4	48.4
11/20/2015 12:25:00 AM	5.8	48.9
11/20/2015 12:26:00 AM	5.4	49.7
11/20/2015 12:27:00 AM	5.1	46.1

11/20/2015 12:28:00 AM	5.3	47.0
11/20/2015 12:29:00 AM	5.8	48.7
11/20/2015 12:30:00 AM	5.7	46.3
11/20/2015 12:31:00 AM	4.6	45.8
11/20/2015 12:32:00 AM	5.6	47.5
11/20/2015 12:33:00 AM	5.6	50.5
11/20/2015 12:34:00 AM	6.1	47.5
11/20/2015 12:35:00 AM	5.3	47.9
11/20/2015 12:36:00 AM	5.6	48.8
11/20/2015 12:38:00 AM	5.4	45.7
11/20/2015 12:39:00 AM	5.7	50.9
11/20/2015 12:40:00 AM	5.0	45.1
11/20/2015 12:41:00 AM	5.5	47.4
11/20/2015 12:42:00 AM	5.8	47.7
11/20/2015 12:43:00 AM	5.4	46.8
11/20/2015 12:44:00 AM	5.3	45.3
11/20/2015 12:46:00 AM	6.8	53.7
11/20/2015 12:47:00 AM	5.0	44.0
11/20/2015 12:48:00 AM	5.7	50.9
11/20/2015 12:49:00 AM	6.5	49.5
11/20/2015 12:50:00 AM	5.0	44.6
11/20/2015 12:51:00 AM	6.2	51.2
11/20/2015 12:53:00 AM	5.8	50.4
11/20/2015 12:54:00 AM	5.5	46.9
11/20/2015 12:55:00 AM	5.1	45.7
11/20/2015 12:56:00 AM	5.7	49.7
11/20/2015 12:57:00 AM	5.7	50.8
11/20/2015 12:58:00 AM	5.9	49.6
11/20/2015 12:59:00 AM	5.8	48.1
11/20/2015 1:00:00 AM	5.8	50.0
11/20/2015 1:01:00 AM	6.1	50.3
11/20/2015 1:02:00 AM	5.8	48.5
11/20/2015 1:03:00 AM	4.7	43.4
11/20/2015 1:05:00 AM	6.7	52.8
11/20/2015 1:06:00 AM	6.3	51.1
11/20/2015 1:08:00 AM	6.6	52.5
11/20/2015 1:09:00 AM	5.5	49.1
11/20/2015 1:10:00 AM	6.5	52.0
11/20/2015 1:11:00 AM	5.5	47.7
11/20/2015 1:12:00 AM	5.5	48.6
11/20/2015 1:13:00 AM	5.6	49.2
11/20/2015 1:14:00 AM	5.8	49.8
11/20/2015 1:15:00 AM	6.0	50.2
11/20/2015 1:16:00 AM	5.3	47.6
11/20/2015 1:17:00 AM	5.9	52.2
11/20/2015 1:18:00 AM	6.1	50.1
11/20/2015 1:19:00 AM	5.0	48.5
11/20/2015 1:20:00 AM	5.9	49.6
11/20/2015 1:21:00 AM	5.2	47.0
11/20/2015 1:22:00 AM	5.3	46.9
11/20/2015 1:25:00 AM	6.6	50.8
11/20/2015 1:26:00 AM	6.2	51.3
11/20/2015 1:27:00 AM	6.6	52.0
11/20/2015 1:28:00 AM	6.6	51.8
11/20/2015 1:29:00 AM	5.8	52.3

11/20/2015 1:30:00 AM	5.9	52.0
11/20/2015 1:31:00 AM	6.9	52.7
11/20/2015 1:32:00 AM	6.1	49.6
11/20/2015 1:33:00 AM	6.2	51.0
11/20/2015 1:35:00 AM	6.3	52.3
11/20/2015 1:37:00 AM	6.5	52.4
11/20/2015 1:38:00 AM	5.9	48.5
11/20/2015 1:39:00 AM	6.0	51.4
11/20/2015 1:40:00 AM	6.0	46.0
11/20/2015 1:42:00 AM	5.4	46.4
11/20/2015 1:43:00 AM	6.3	52.0
11/20/2015 1:45:00 AM	5.9	51.9
11/20/2015 1:46:00 AM	6.2	49.3
11/20/2015 1:47:00 AM	5.2	47.0
11/20/2015 1:48:00 AM	6.2	51.6
11/20/2015 1:49:00 AM	6.1	51.7
11/20/2015 1:50:00 AM	6.6	50.9
11/20/2015 1:51:00 AM	5.5	49.0
11/20/2015 1:52:00 AM	5.9	48.7
11/20/2015 1:53:00 AM	5.0	43.3
11/20/2015 1:54:00 AM	4.5	43.5
11/20/2015 1:55:00 AM	5.7	49.5
11/20/2015 1:56:00 AM	6.5	50.8
11/20/2015 1:57:00 AM	5.6	45.0
11/20/2015 1:58:00 AM	5.4	47.3
11/20/2015 1:59:00 AM	4.9	43.6
11/20/2015 2:00:00 AM	5.4	46.5
11/20/2015 2:01:00 AM	5.8	50.0
11/20/2015 2:03:00 AM	5.1	45.6
11/20/2015 2:04:00 AM	5.5	48.0
11/20/2015 2:05:00 AM	5.2	47.1
11/20/2015 2:06:00 AM	5.9	50.4
11/20/2015 2:07:00 AM	5.8	51.9
11/20/2015 2:08:00 AM	5.7	50.0
11/20/2015 2:10:00 AM	6.3	51.1
11/20/2015 2:11:00 AM	5.2	44.7
11/20/2015 2:12:00 AM	5.0	47.7
11/20/2015 2:13:00 AM	6.4	50.6
11/20/2015 2:14:00 AM	6.2	50.9
11/20/2015 2:15:00 AM	5.4	45.1
11/20/2015 2:16:00 AM	5.1	45.7
11/20/2015 2:17:00 AM	5.4	50.7
11/20/2015 2:18:00 AM	5.6	48.3
11/20/2015 2:19:00 AM	5.3	45.4
11/20/2015 2:20:00 AM	4.9	45.6
11/20/2015 2:21:00 AM	4.7	43.3
11/20/2015 2:22:00 AM	4.1	43.5
11/20/2015 2:23:00 AM	4.7	42.9
11/20/2015 2:24:00 AM	4.3	41.0
11/20/2015 2:25:00 AM	5.1	46.5
11/20/2015 2:26:00 AM	4.7	43.5
11/20/2015 2:27:00 AM	4.9	46.3
11/20/2015 2:29:00 AM	5.2	47.0
11/20/2015 2:30:00 AM	5.6	45.6
11/20/2015 2:31:00 AM	5.0	46.8

11/20/2015 2:32:00 AM	4.5	41.8
11/20/2015 2:33:00 AM	4.4	42.8
11/20/2015 2:34:00 AM	5.2	44.5
11/20/2015 2:35:00 AM	5.5	47.9
11/20/2015 2:36:00 AM	4.1	41.9
11/20/2015 2:37:00 AM	5.2	48.0
11/20/2015 2:38:00 AM	5.1	41.8
11/20/2015 2:39:00 AM	5.0	45.5
11/20/2015 2:40:00 AM	4.4	44.6
11/20/2015 2:41:00 AM	4.7	44.4
11/20/2015 2:42:00 AM	5.5	47.8
11/20/2015 2:43:00 AM	4.6	41.4
11/20/2015 2:45:00 AM	6.0	50.5
11/20/2015 2:46:00 AM	4.9	44.8
11/20/2015 2:47:00 AM	5.3	46.1
11/20/2015 2:48:00 AM	4.8	45.2
11/20/2015 2:49:00 AM	5.8	50.2
11/20/2015 2:50:00 AM	5.8	49.9
11/20/2015 2:51:00 AM	6.0	50.9
11/20/2015 2:53:00 AM	5.4	48.4
11/20/2015 2:54:00 AM	5.5	48.0
11/20/2015 2:55:00 AM	5.4	48.6
11/20/2015 2:56:00 AM	5.5	46.8
11/20/2015 2:57:00 AM	5.0	46.7
11/20/2015 2:59:00 AM	5.8	47.6
11/20/2015 3:00:00 AM	6.0	49.5
11/20/2015 3:02:00 AM	4.9	42.8
11/20/2015 3:03:00 AM	5.2	48.2
11/20/2015 3:04:00 AM	5.2	47.8
11/20/2015 3:05:00 AM	5.6	45.3
11/20/2015 3:08:00 AM	5.1	45.0
11/20/2015 3:09:00 AM	4.8	46.1
11/20/2015 3:10:00 AM	5.6	47.4
11/20/2015 3:11:00 AM	5.5	47.4
11/20/2015 3:12:00 AM	5.7	48.7
11/20/2015 3:13:00 AM	5.1	45.3
11/20/2015 3:14:00 AM	5.6	49.3
11/20/2015 3:15:00 AM	4.8	44.1
11/20/2015 3:16:00 AM	5.7	49.9
11/20/2015 3:17:00 AM	5.9	51.0
11/20/2015 3:18:00 AM	6.4	51.9
11/20/2015 3:19:00 AM	5.4	47.6
11/20/2015 3:20:00 AM	6.6	53.7
11/20/2015 3:21:00 AM	5.3	47.7
11/20/2015 3:22:00 AM	5.4	48.0
11/20/2015 3:23:00 AM	6.3	51.0
11/20/2015 3:24:00 AM	5.4	45.7
11/20/2015 3:25:00 AM	5.1	47.9
11/20/2015 3:26:00 AM	5.8	50.2
11/20/2015 3:27:00 AM	4.9	43.5
11/20/2015 3:28:00 AM	5.5	47.3
11/20/2015 3:29:00 AM	5.5	48.3
11/20/2015 3:30:00 AM	5.2	46.1
11/20/2015 3:31:00 AM	5.1	45.0
11/20/2015 3:32:00 AM	5.7	45.6

11/20/2015 3:33:00 AM	4.4	45.4
11/20/2015 3:34:00 AM	5.9	51.3
11/20/2015 3:35:00 AM	5.7	46.5
11/20/2015 3:36:00 AM	4.3	41.7
11/20/2015 3:37:00 AM	5.1	43.8
11/20/2015 3:38:00 AM	4.3	40.8
11/20/2015 3:39:00 AM	4.7	44.5
11/20/2015 3:40:00 AM	5.9	49.3
11/20/2015 3:42:00 AM	5.5	47.6
11/20/2015 3:43:00 AM	5.4	50.8
11/20/2015 3:45:00 AM	4.9	45.5
11/20/2015 3:46:00 AM	4.9	44.4
11/20/2015 3:47:00 AM	5.6	51.6
11/20/2015 3:48:00 AM	6.0	49.9
11/20/2015 3:49:00 AM	5.9	48.9
11/20/2015 3:50:00 AM	5.5	46.3
11/20/2015 3:51:00 AM	5.2	47.7
11/20/2015 3:52:00 AM	5.3	46.4
11/20/2015 3:53:00 AM	5.1	47.2
11/20/2015 3:54:00 AM	5.5	45.7
11/20/2015 3:55:00 AM	5.0	47.4
11/20/2015 3:56:00 AM	6.2	51.9
11/20/2015 3:57:00 AM	5.5	47.8
11/20/2015 3:58:00 AM	5.3	46.9
11/20/2015 4:00:00 AM	5.5	44.4
11/20/2015 4:01:00 AM	5.4	48.9
11/20/2015 4:02:00 AM	4.6	44.0
11/20/2015 4:04:00 AM	5.5	47.8
11/20/2015 4:05:00 AM	5.2	48.8
11/20/2015 4:06:00 AM	5.3	48.6
11/20/2015 4:07:00 AM	4.8	46.7
11/20/2015 4:08:00 AM	5.9	50.0
11/20/2015 4:09:00 AM	5.5	45.6
11/20/2015 4:10:00 AM	4.9	47.2
11/20/2015 4:11:00 AM	5.6	49.5
11/20/2015 4:12:00 AM	6.8	54.6
11/20/2015 4:13:00 AM	6.0	48.0
11/20/2015 4:14:00 AM	5.6	52.3
11/20/2015 4:15:00 AM	5.2	50.3
11/20/2015 4:17:00 AM	5.2	47.0
11/20/2015 4:18:00 AM	5.1	51.0
11/20/2015 4:19:00 AM	6.6	52.3
11/20/2015 4:20:00 AM	5.4	47.1
11/20/2015 4:21:00 AM	6.0	50.0
11/20/2015 4:22:00 AM	5.3	48.2
11/20/2015 4:23:00 AM	4.6	46.6
11/20/2015 4:24:00 AM	5.8	49.8
11/20/2015 4:25:00 AM	5.3	45.9
11/20/2015 4:26:00 AM	5.2	48.5
11/20/2015 4:27:00 AM	5.4	45.7
11/20/2015 4:28:00 AM	5.1	45.3
11/20/2015 4:31:00 AM	5.8	49.5
11/20/2015 4:32:00 AM	4.6	44.3
11/20/2015 4:33:00 AM	5.1	46.0
11/20/2015 4:34:00 AM	5.8	49.5

11/20/2015 4:35:00 AM	6.0	50.7
11/20/2015 4:36:00 AM	5.8	49.9
11/20/2015 4:37:00 AM	5.1	48.2
11/20/2015 4:38:00 AM	5.7	47.3
11/20/2015 4:39:00 AM	5.1	48.1
11/20/2015 4:40:00 AM	5.0	48.4
11/20/2015 4:41:00 AM	5.8	48.2
11/20/2015 4:42:00 AM	4.9	45.4
11/20/2015 4:43:00 AM	4.9	45.3
11/20/2015 4:44:00 AM	5.4	48.5
11/20/2015 4:45:00 AM	4.8	47.3
11/20/2015 4:46:00 AM	4.7	45.4
11/20/2015 4:47:00 AM	5.8	46.0
11/20/2015 4:49:00 AM	5.6	48.8
11/20/2015 4:50:00 AM	5.2	45.8
11/20/2015 4:51:00 AM	4.7	46.0
11/20/2015 4:52:00 AM	4.9	48.5
11/20/2015 4:53:00 AM	6.0	49.0
11/20/2015 4:54:00 AM	4.6	44.4
11/20/2015 4:55:00 AM	6.0	51.4
11/20/2015 4:56:00 AM	7.1	53.7
11/20/2015 4:57:00 AM	5.4	45.6
11/20/2015 4:58:00 AM	5.7	49.5
11/20/2015 10:11:00 PM	3.6	36.1
11/20/2015 10:12:00 PM	3.7	35.6
11/20/2015 10:13:00 PM	3.9	36.7
11/20/2015 10:14:00 PM	4.0	39.8
11/20/2015 10:15:00 PM	4.1	38.1
11/20/2015 10:18:00 PM	3.5	34.4
11/20/2015 10:22:00 PM	3.8	37.9
11/20/2015 10:23:00 PM	4.3	39.5
11/20/2015 10:24:00 PM	3.5	35.1
11/20/2015 10:25:00 PM	3.6	35.8
11/20/2015 10:30:00 PM	3.9	38.0
11/20/2015 10:31:00 PM	4.2	38.4
11/20/2015 10:32:00 PM	3.9	37.7
11/20/2015 10:33:00 PM	3.6	36.7
11/20/2015 10:35:00 PM	3.6	43.5
11/20/2015 10:36:00 PM	3.6	37.0
11/20/2015 10:38:00 PM	3.8	36.0
11/20/2015 10:40:00 PM	3.6	38.2
11/20/2015 10:43:00 PM	5.0	47.9
11/20/2015 10:44:00 PM	4.9	43.3
11/20/2015 10:45:00 PM	4.8	46.3
11/20/2015 10:46:00 PM	5.5	45.1
11/20/2015 10:47:00 PM	5.6	46.3
11/20/2015 10:48:00 PM	5.2	44.3
11/20/2015 10:49:00 PM	4.8	40.9
11/20/2015 10:50:00 PM	3.9	35.9
11/20/2015 10:51:00 PM	4.4	40.2
11/20/2015 10:52:00 PM	4.3	47.9
11/20/2015 10:54:00 PM	4.9	41.2
11/20/2015 10:55:00 PM	4.6	40.9
11/20/2015 10:56:00 PM	4.5	39.8
11/20/2015 10:57:00 PM	4.5	38.5

11/20/2015 10:58:00 PM	4.2	37.2
11/20/2015 10:59:00 PM	4.1	36.7
11/20/2015 11:00:00 PM	4.3	40.3
11/20/2015 11:01:00 PM	5.0	39.9
11/20/2015 11:02:00 PM	4.7	40.2
11/20/2015 11:03:00 PM	4.5	39.5
11/20/2015 11:04:00 PM	4.0	39.3
11/20/2015 11:06:00 PM	3.8	37.8
11/20/2015 11:07:00 PM	5.0	42.7
11/20/2015 11:08:00 PM	5.1	44.0
11/20/2015 11:09:00 PM	4.7	40.8
11/20/2015 11:10:00 PM	4.8	41.3
11/20/2015 11:11:00 PM	4.4	44.1
11/20/2015 11:14:00 PM	4.6	42.9
11/20/2015 11:15:00 PM	3.8	35.9
11/20/2015 11:16:00 PM	4.4	39.9
11/20/2015 11:18:00 PM	3.8	35.5
11/20/2015 11:19:00 PM	4.0	34.4
11/20/2015 11:20:00 PM	4.0	34.7
11/20/2015 11:21:00 PM	3.8	33.9
11/20/2015 11:22:00 PM	4.0	35.8
11/20/2015 11:24:00 PM	3.8	34.4
11/20/2015 11:26:00 PM	3.8	37.9
11/20/2015 11:27:00 PM	3.8	35.6
11/20/2015 11:29:00 PM	3.7	36.8
11/20/2015 11:30:00 PM	4.0	38.2
11/20/2015 11:31:00 PM	4.3	38.8
11/20/2015 11:33:00 PM	5.1	42.1
11/20/2015 11:34:00 PM	3.9	36.1
11/20/2015 11:35:00 PM	4.1	37.1
11/20/2015 11:36:00 PM	3.8	35.2
11/20/2015 11:37:00 PM	4.0	36.3
11/20/2015 11:38:00 PM	4.1	37.6
11/20/2015 11:39:00 PM	3.9	34.1
11/20/2015 11:40:00 PM	4.2	37.2
11/20/2015 11:42:00 PM	3.9	36.1
11/20/2015 11:43:00 PM	3.8	35.8
11/20/2015 11:51:00 PM	3.5	35.4
11/20/2015 11:52:00 PM	4.1	38.4
11/20/2015 11:53:00 PM	4.1	37.2
11/20/2015 11:54:00 PM	3.8	36.2
11/20/2015 11:55:00 PM	3.9	36.0
11/20/2015 11:56:00 PM	3.5	33.0
11/20/2015 11:57:00 PM	4.2	37.3
11/20/2015 11:58:00 PM	3.7	35.0
11/20/2015 11:59:00 PM	4.1	35.2
11/21/2015 12:00:00 AM	3.6	36.6
11/21/2015 12:01:00 AM	3.9	35.6
11/21/2015 12:02:00 AM	3.9	34.6
11/21/2015 12:05:00 AM	3.5	33.8
11/21/2015 12:08:00 AM	3.5	33.4
11/21/2015 12:26:00 AM	3.5	37.6
11/22/2015 1:13:00 AM	6.7	52.9
11/22/2015 1:16:00 AM	6.6	52.4
11/22/2015 1:24:00 AM	7.4	54.6

11/22/2015 1:51:00 AM	6.6	52.8
11/22/2015 1:55:00 AM	6.6	52.6
11/22/2015 2:01:00 AM	7.2	54.4
11/22/2015 2:58:00 AM	7.0	53.9
11/22/2015 3:18:00 AM	6.9	53.8
11/22/2015 3:19:00 AM	6.0	50.1
11/22/2015 3:25:00 AM	6.5	52.3
11/22/2015 3:44:00 AM	6.9	53.9
11/22/2015 3:56:00 AM	6.3	50.7
11/22/2015 3:59:00 AM	6.9	54.5
11/22/2015 4:06:00 AM	7.0	53.1
11/22/2015 4:09:00 AM	5.7	48.1
11/22/2015 4:10:00 AM	6.2	51.7
11/22/2015 4:11:00 AM	5.9	50.1
11/22/2015 4:12:00 AM	6.4	51.5
11/22/2015 4:29:00 AM	5.9	47.8
11/22/2015 4:30:00 AM	6.0	48.9
11/22/2015 4:31:00 AM	5.4	51.0
11/22/2015 4:32:00 AM	7.1	54.6
11/22/2015 4:39:00 AM	6.8	53.3
11/22/2015 4:40:00 AM	6.8	53.8
11/22/2015 4:42:00 AM	6.4	49.7
11/22/2015 4:43:00 AM	6.3	49.0
11/22/2015 4:44:00 AM	5.9	48.6
11/22/2015 4:48:00 AM	6.9	51.0
11/22/2015 4:50:00 AM	5.8	48.5
11/22/2015 4:57:00 AM	6.6	52.7
11/22/2015 4:58:00 AM	5.5	46.5
11/22/2015 4:59:00 AM	5.8	47.6
11/22/2015 10:56:00 PM	3.7	37.3
11/22/2015 10:59:00 PM	3.5	37.1
11/22/2015 11:00:00 PM	3.6	37.5
11/22/2015 11:42:00 PM	3.7	41.1
11/22/2015 11:47:00 PM	3.9	38.8
11/22/2015 11:48:00 PM	4.4	43.5
11/22/2015 11:49:00 PM	4.1	42.1
11/22/2015 11:50:00 PM	4.3	40.6
11/22/2015 11:51:00 PM	3.8	37.9
11/22/2015 11:52:00 PM	3.7	37.9
11/22/2015 11:55:00 PM	4.0	39.8
11/22/2015 11:56:00 PM	4.1	39.9
11/23/2015 12:03:00 AM	3.7	40.8
11/23/2015 12:10:00 AM	3.6	38.1
11/23/2015 12:13:00 AM	3.8	40.8
11/23/2015 12:14:00 AM	4.6	41.0
11/23/2015 12:15:00 AM	4.2	42.8
11/23/2015 12:16:00 AM	3.9	38.5
11/23/2015 12:17:00 AM	3.7	38.2
11/23/2015 12:20:00 AM	3.5	36.8
11/23/2015 12:21:00 AM	3.5	38.2
11/23/2015 12:27:00 AM	3.7	39.2
11/23/2015 12:28:00 AM	3.7	37.8
11/23/2015 12:29:00 AM	3.6	37.4
11/23/2015 12:30:00 AM	3.9	40.2
11/23/2015 12:31:00 AM	4.0	40.1

11/23/2015 12:32:00 AM	4.0	40.5
11/23/2015 12:33:00 AM	4.0	40.0
11/23/2015 12:34:00 AM	4.0	39.9
11/23/2015 12:35:00 AM	3.9	39.2
11/23/2015 12:36:00 AM	3.7	37.6
11/23/2015 12:37:00 AM	3.7	37.5
11/23/2015 12:38:00 AM	3.6	38.0
11/23/2015 12:39:00 AM	3.9	38.5
11/23/2015 12:40:00 AM	3.9	37.7
11/23/2015 12:41:00 AM	3.7	37.6
11/23/2015 12:42:00 AM	3.6	37.3
11/23/2015 12:51:00 AM	3.6	38.9
11/23/2015 12:52:00 AM	3.6	35.8
11/23/2015 1:04:00 AM	3.7	36.2
11/23/2015 1:17:00 AM	3.5	35.8
11/23/2015 1:21:00 AM	3.6	36.3
11/23/2015 1:22:00 AM	3.7	36.5
11/23/2015 1:24:00 AM	3.7	37.7
11/23/2015 1:34:00 AM	3.7	36.6
11/23/2015 1:45:00 AM	3.5	37.1
11/23/2015 1:55:00 AM	3.5	37.8
11/23/2015 1:57:00 AM	3.6	36.9
11/23/2015 1:59:00 AM	3.6	37.7
11/23/2015 2:00:00 AM	3.9	40.1
11/23/2015 2:01:00 AM	3.6	38.6
11/23/2015 2:08:00 AM	3.8	39.0
11/23/2015 2:09:00 AM	3.7	38.3
11/23/2015 2:10:00 AM	3.6	37.1
11/23/2015 2:11:00 AM	3.5	37.0
11/23/2015 2:25:00 AM	3.6	37.0
11/23/2015 2:30:00 AM	3.5	38.1
11/23/2015 2:56:00 AM	3.5	37.7
11/23/2015 2:57:00 AM	3.5	38.2
11/23/2015 2:58:00 AM	3.5	36.5
11/23/2015 2:59:00 AM	3.5	38.0
11/23/2015 3:00:00 AM	3.5	37.7
11/23/2015 3:01:00 AM	3.6	38.1
11/23/2015 3:02:00 AM	3.7	40.0
11/23/2015 3:03:00 AM	3.7	38.4
11/23/2015 3:04:00 AM	3.9	39.4
11/23/2015 3:05:00 AM	4.0	39.3
11/23/2015 3:55:00 AM	3.6	36.3
11/23/2015 10:04:00 PM	3.7	37.8
11/23/2015 10:05:00 PM	3.5	37.4
11/23/2015 10:07:00 PM	3.8	38.6
11/23/2015 10:16:00 PM	3.9	38.6
11/23/2015 10:17:00 PM	3.6	37.2
11/23/2015 10:19:00 PM	3.6	36.7
11/23/2015 10:21:00 PM	4.0	42.0
11/23/2015 10:23:00 PM	3.6	36.6
11/23/2015 10:24:00 PM	3.5	36.8
11/23/2015 10:25:00 PM	3.6	37.0
11/23/2015 10:26:00 PM	3.8	36.7
11/23/2015 10:57:00 PM	3.6	36.9
11/23/2015 11:58:00 PM	3.7	38.9

11/24/2015 12:43:00 AM	4.0	41.0
11/24/2015 12:44:00 AM	4.0	40.2
11/24/2015 12:46:00 AM	5.2	48.0
11/24/2015 12:47:00 AM	5.8	49.9
11/24/2015 12:48:00 AM	5.9	47.8
11/24/2015 12:49:00 AM	5.5	48.5
11/24/2015 12:50:00 AM	5.5	45.5
11/24/2015 12:52:00 AM	6.2	49.8
11/24/2015 12:53:00 AM	5.8	48.3
11/24/2015 12:54:00 AM	4.8	46.1
11/24/2015 12:55:00 AM	5.3	46.4
11/24/2015 12:56:00 AM	4.7	44.1
11/24/2015 12:57:00 AM	5.2	49.5
11/24/2015 12:58:00 AM	5.7	48.2
11/24/2015 12:59:00 AM	5.8	49.0
11/24/2015 1:00:00 AM	5.3	46.5
11/24/2015 1:01:00 AM	5.9	48.8
11/24/2015 1:02:00 AM	6.1	50.4
11/24/2015 1:03:00 AM	5.0	47.2
11/24/2015 1:04:00 AM	6.0	49.7
11/24/2015 1:05:00 AM	5.4	46.1
11/24/2015 1:06:00 AM	5.4	46.3
11/24/2015 1:07:00 AM	5.1	45.7
11/24/2015 1:08:00 AM	4.8	45.8
11/24/2015 1:09:00 AM	5.2	45.8
11/24/2015 1:10:00 AM	4.3	41.4
11/24/2015 1:11:00 AM	4.8	44.3
11/24/2015 1:12:00 AM	4.7	43.4
11/24/2015 1:13:00 AM	5.1	44.2
11/24/2015 1:14:00 AM	4.5	44.4
11/24/2015 1:15:00 AM	4.6	42.4
11/24/2015 1:16:00 AM	4.7	44.0
11/24/2015 1:17:00 AM	5.0	45.0
11/24/2015 1:18:00 AM	5.4	45.2
11/24/2015 1:19:00 AM	4.1	39.6
11/24/2015 1:20:00 AM	4.8	45.5
11/24/2015 1:21:00 AM	5.2	43.2
11/24/2015 1:22:00 AM	4.5	42.0
11/24/2015 1:23:00 AM	4.5	41.0
11/24/2015 1:24:00 AM	4.6	42.5
11/24/2015 1:25:00 AM	4.4	42.3
11/24/2015 1:26:00 AM	4.4	40.6
11/24/2015 1:27:00 AM	4.5	40.8
11/24/2015 1:28:00 AM	4.0	39.8
11/24/2015 1:29:00 AM	4.1	37.8
11/24/2015 1:30:00 AM	4.1	39.0
11/24/2015 1:31:00 AM	4.0	38.1
11/24/2015 1:32:00 AM	3.6	38.4
11/24/2015 1:33:00 AM	4.1	41.0
11/24/2015 1:34:00 AM	4.5	42.8
11/24/2015 1:35:00 AM	4.8	44.6
11/24/2015 1:36:00 AM	5.0	46.4
11/24/2015 1:37:00 AM	5.2	44.9
11/24/2015 1:38:00 AM	4.9	44.1
11/24/2015 1:39:00 AM	4.9	45.4

11/24/2015 1:40:00 AM	4.5	40.4
11/24/2015 1:41:00 AM	4.2	43.1
11/24/2015 1:42:00 AM	3.8	39.1
11/24/2015 1:43:00 AM	5.0	44.0
11/24/2015 1:44:00 AM	4.6	41.4
11/24/2015 1:45:00 AM	4.8	45.3
11/24/2015 1:46:00 AM	5.5	47.1
11/24/2015 1:47:00 AM	5.4	45.3
11/24/2015 1:48:00 AM	5.1	43.0
11/24/2015 1:50:00 AM	5.3	46.4
11/24/2015 1:51:00 AM	5.4	45.3
11/24/2015 1:52:00 AM	4.2	40.8
11/24/2015 1:53:00 AM	3.8	39.1
11/24/2015 1:54:00 AM	4.3	42.0
11/24/2015 1:55:00 AM	4.1	39.2
11/24/2015 1:56:00 AM	3.6	36.8
11/24/2015 1:57:00 AM	4.1	40.7
11/24/2015 1:58:00 AM	3.9	40.7
11/24/2015 1:59:00 AM	3.6	38.1
11/24/2015 2:00:00 AM	4.9	46.0
11/24/2015 2:01:00 AM	4.3	42.0
11/24/2015 2:02:00 AM	4.5	42.3
11/24/2015 2:03:00 AM	5.6	48.8
11/24/2015 2:04:00 AM	5.7	46.3
11/24/2015 2:05:00 AM	5.3	48.5
11/24/2015 2:06:00 AM	5.4	45.1
11/24/2015 2:07:00 AM	4.7	42.8
11/24/2015 2:08:00 AM	4.2	41.2
11/24/2015 2:09:00 AM	4.6	42.0
11/24/2015 2:10:00 AM	3.8	38.7
11/24/2015 2:11:00 AM	4.3	41.3
11/24/2015 2:12:00 AM	4.5	43.5
11/24/2015 2:13:00 AM	4.7	46.3
11/24/2015 2:14:00 AM	4.1	39.7
11/24/2015 2:15:00 AM	5.0	45.0
11/24/2015 2:16:00 AM	5.1	47.3
11/24/2015 2:17:00 AM	6.0	47.1
11/24/2015 2:18:00 AM	5.1	44.4
11/24/2015 2:19:00 AM	4.7	42.0
11/24/2015 2:20:00 AM	4.2	41.3
11/24/2015 2:21:00 AM	4.2	39.6
11/24/2015 2:22:00 AM	4.2	39.9
11/24/2015 2:23:00 AM	4.2	40.3
11/24/2015 2:24:00 AM	3.9	38.4
11/24/2015 2:25:00 AM	4.2	41.8
11/24/2015 2:26:00 AM	4.3	41.3
11/24/2015 2:27:00 AM	4.4	41.2
11/24/2015 2:28:00 AM	4.6	41.2
11/24/2015 2:29:00 AM	4.2	39.8
11/24/2015 2:30:00 AM	4.0	42.0
11/24/2015 2:31:00 AM	5.1	44.0
11/24/2015 2:32:00 AM	4.3	40.4
11/24/2015 2:33:00 AM	4.3	40.3
11/24/2015 2:34:00 AM	4.8	43.7
11/24/2015 2:35:00 AM	4.1	38.2

11/24/2015 2:36:00 AM	4.0	39.8
11/24/2015 2:37:00 AM	4.3	40.3
11/24/2015 2:38:00 AM	3.9	37.1
11/24/2015 2:39:00 AM	3.7	37.8
11/24/2015 2:40:00 AM	4.2	39.4
11/24/2015 2:41:00 AM	4.1	38.9
11/24/2015 2:42:00 AM	3.7	36.7
11/24/2015 2:43:00 AM	3.5	35.3
11/24/2015 2:45:00 AM	3.8	37.1
11/24/2015 2:47:00 AM	4.2	39.5
11/24/2015 3:01:00 AM	3.6	35.5
11/24/2015 3:02:00 AM	3.6	36.2
11/24/2015 3:03:00 AM	3.7	35.9
11/24/2015 3:04:00 AM	3.6	36.5
11/24/2015 3:05:00 AM	4.2	39.5
11/24/2015 3:06:00 AM	4.0	37.7
11/24/2015 3:08:00 AM	3.5	35.9
11/24/2015 3:12:00 AM	3.8	38.7
11/24/2015 3:13:00 AM	3.9	37.5
11/24/2015 3:14:00 AM	3.8	37.9
11/24/2015 3:15:00 AM	3.6	36.7
11/24/2015 3:16:00 AM	3.7	37.4
11/24/2015 3:17:00 AM	3.6	35.7
11/24/2015 3:18:00 AM	4.3	40.6
11/24/2015 3:19:00 AM	3.8	35.6
11/24/2015 3:20:00 AM	3.7	36.4
11/24/2015 3:24:00 AM	3.7	35.7
11/24/2015 3:29:00 AM	3.6	36.8
11/24/2015 3:30:00 AM	3.5	36.2
11/24/2015 3:34:00 AM	4.3	43.3
11/24/2015 3:35:00 AM	5.2	44.6
11/24/2015 3:36:00 AM	4.8	43.8
11/24/2015 3:37:00 AM	4.5	43.1
11/24/2015 3:38:00 AM	4.7	42.7
11/24/2015 3:39:00 AM	4.4	41.4
11/24/2015 3:40:00 AM	4.5	43.2
11/24/2015 3:41:00 AM	5.4	45.9
11/24/2015 3:42:00 AM	5.4	46.7
11/24/2015 3:43:00 AM	5.4	45.9
11/24/2015 3:44:00 AM	5.4	46.6
11/24/2015 3:45:00 AM	5.3	46.6
11/24/2015 3:46:00 AM	5.6	46.1
11/24/2015 3:47:00 AM	5.4	45.6
11/24/2015 3:48:00 AM	4.9	44.6
11/24/2015 3:49:00 AM	4.9	43.5
11/24/2015 3:50:00 AM	4.9	49.0
11/24/2015 3:51:00 AM	5.4	45.8
11/24/2015 3:54:00 AM	5.0	46.2
11/24/2015 3:55:00 AM	4.4	41.2
11/24/2015 3:56:00 AM	3.9	40.7
11/24/2015 3:57:00 AM	3.9	43.1
11/24/2015 3:58:00 AM	5.6	49.7
11/24/2015 4:00:00 AM	5.3	47.0
11/24/2015 4:01:00 AM	4.9	43.5
11/24/2015 4:02:00 AM	4.9	44.5

11/24/2015 4:03:00 AM	4.5	42.9
11/24/2015 4:04:00 AM	3.9	38.8
11/24/2015 4:05:00 AM	4.4	39.9
11/24/2015 4:06:00 AM	4.0	40.8
11/24/2015 4:07:00 AM	4.2	40.5
11/24/2015 4:08:00 AM	3.8	37.0
11/24/2015 4:09:00 AM	3.7	38.3
11/24/2015 4:10:00 AM	4.2	40.0
11/24/2015 4:11:00 AM	4.4	41.2
11/24/2015 4:12:00 AM	3.8	37.5
11/24/2015 4:13:00 AM	4.2	37.4
11/24/2015 4:14:00 AM	4.2	39.6
11/24/2015 4:15:00 AM	4.4	41.2
11/24/2015 4:16:00 AM	3.7	36.0
11/24/2015 4:18:00 AM	4.7	40.0
11/24/2015 4:19:00 AM	4.0	39.9
11/24/2015 4:20:00 AM	4.5	42.8
11/24/2015 4:21:00 AM	3.7	37.9
11/24/2015 4:22:00 AM	4.1	39.8
11/24/2015 4:23:00 AM	4.0	40.7
11/24/2015 4:24:00 AM	4.7	44.1
11/24/2015 4:25:00 AM	4.1	38.2
11/24/2015 4:26:00 AM	4.2	38.7
11/24/2015 4:27:00 AM	4.1	39.3
11/24/2015 4:28:00 AM	4.7	42.8
11/24/2015 4:29:00 AM	4.4	40.4
11/24/2015 4:30:00 AM	4.0	38.8
11/24/2015 4:31:00 AM	4.4	41.3
11/24/2015 4:32:00 AM	4.7	41.1
11/24/2015 4:33:00 AM	3.5	35.9
11/24/2015 4:34:00 AM	3.7	37.5
11/24/2015 4:36:00 AM	4.6	42.0
11/24/2015 4:37:00 AM	4.2	38.2
11/24/2015 4:38:00 AM	3.7	37.0
11/24/2015 4:39:00 AM	4.4	41.3
11/24/2015 4:41:00 AM	3.9	38.5
11/24/2015 4:42:00 AM	3.9	38.5
11/24/2015 4:46:00 AM	4.3	39.5
11/24/2015 4:47:00 AM	3.6	37.8
11/24/2015 4:48:00 AM	4.1	38.8
11/24/2015 4:49:00 AM	3.6	36.8
11/24/2015 4:50:00 AM	3.6	37.9
11/24/2015 4:52:00 AM	3.9	39.0
11/24/2015 4:54:00 AM	3.9	40.5
11/24/2015 4:55:00 AM	4.7	42.1
11/24/2015 4:56:00 AM	3.9	39.4
11/24/2015 4:57:00 AM	5.2	47.8
11/24/2015 4:58:00 AM	4.4	39.2
11/24/2015 4:59:00 AM	4.2	39.2
11/25/2015 10:02:00 PM	4.5	42.3
11/25/2015 10:03:00 PM	4.3	40.3
11/25/2015 10:04:00 PM	4.2	39.3
11/25/2015 10:06:00 PM	4.9	45.7
11/25/2015 10:08:00 PM	4.7	40.6
11/25/2015 10:09:00 PM	3.7	38.8

11/25/2015 10:10:00 PM	4.1	44.3
11/25/2015 10:12:00 PM	4.2	40.3
11/25/2015 10:13:00 PM	4.7	44.0
11/25/2015 10:15:00 PM	4.5	42.4
11/25/2015 10:16:00 PM	4.0	40.5
11/25/2015 10:17:00 PM	4.1	41.3
11/25/2015 10:18:00 PM	4.1	40.6
11/25/2015 10:19:00 PM	4.4	40.7
11/25/2015 10:20:00 PM	4.3	45.1
11/25/2015 10:22:00 PM	4.5	44.3
11/25/2015 10:23:00 PM	4.7	42.7
11/25/2015 10:24:00 PM	3.7	41.2
11/25/2015 10:26:00 PM	4.5	41.4
11/25/2015 10:27:00 PM	3.8	38.9
11/25/2015 10:28:00 PM	3.9	39.7
11/25/2015 10:29:00 PM	4.1	43.0
11/25/2015 10:32:00 PM	4.0	46.8
11/25/2015 10:34:00 PM	4.5	42.7
11/25/2015 10:36:00 PM	4.9	43.2
11/25/2015 10:38:00 PM	4.2	41.5
11/25/2015 10:39:00 PM	4.7	43.0
11/25/2015 10:41:00 PM	5.2	43.3
11/25/2015 10:42:00 PM	4.6	40.5
11/25/2015 10:43:00 PM	4.3	40.8
11/25/2015 10:45:00 PM	4.5	40.1
11/25/2015 10:46:00 PM	4.4	39.9
11/25/2015 10:47:00 PM	4.0	39.2
11/25/2015 10:48:00 PM	4.1	39.5
11/25/2015 10:49:00 PM	4.1	38.7
11/25/2015 10:50:00 PM	4.5	38.4
11/25/2015 10:51:00 PM	4.3	37.5
11/25/2015 10:53:00 PM	4.2	37.3
11/25/2015 10:54:00 PM	4.2	42.5
11/25/2015 10:55:00 PM	4.0	40.0
11/25/2015 10:56:00 PM	3.9	38.6
11/25/2015 10:57:00 PM	4.1	38.4
11/25/2015 10:58:00 PM	3.9	37.5
11/25/2015 10:59:00 PM	4.4	37.5
11/25/2015 11:00:00 PM	3.8	38.6
11/25/2015 11:01:00 PM	3.7	39.4
11/25/2015 11:02:00 PM	3.9	39.0
11/25/2015 11:03:00 PM	3.8	38.7
11/25/2015 11:04:00 PM	3.9	37.0
11/25/2015 11:05:00 PM	3.9	37.9
11/25/2015 11:06:00 PM	3.6	37.5
11/25/2015 11:07:00 PM	3.9	38.6
11/25/2015 11:08:00 PM	3.9	39.1
11/25/2015 11:09:00 PM	3.8	37.8
11/25/2015 11:10:00 PM	3.6	37.3
11/25/2015 11:12:00 PM	3.8	38.1
11/25/2015 11:14:00 PM	4.2	39.4
11/25/2015 11:15:00 PM	4.4	41.6
11/25/2015 11:16:00 PM	4.6	39.1
11/25/2015 11:17:00 PM	4.4	38.7
11/25/2015 11:18:00 PM	4.1	41.2

11/25/2015 11:19:00 PM	4.4	37.2
11/25/2015 11:20:00 PM	4.8	38.2
11/25/2015 11:21:00 PM	4.3	35.2
11/25/2015 11:22:00 PM	3.7	37.2
11/25/2015 11:23:00 PM	4.5	40.4
11/25/2015 11:24:00 PM	5.3	40.7
11/25/2015 11:25:00 PM	4.3	37.4
11/25/2015 11:26:00 PM	3.7	38.7
11/25/2015 11:27:00 PM	4.7	37.9
11/25/2015 11:28:00 PM	4.4	37.9
11/25/2015 11:29:00 PM	3.7	35.9
11/25/2015 11:30:00 PM	3.5	36.3
11/25/2015 11:33:00 PM	4.4	39.5
11/25/2015 11:34:00 PM	3.6	37.1
11/25/2015 11:35:00 PM	4.1	36.0
11/25/2015 11:36:00 PM	3.9	35.6
11/25/2015 11:37:00 PM	4.2	38.6
11/25/2015 11:38:00 PM	4.0	36.9
11/25/2015 11:39:00 PM	4.1	38.2
11/25/2015 11:40:00 PM	4.1	37.1
11/25/2015 11:41:00 PM	4.1	38.8
11/25/2015 11:42:00 PM	3.6	36.3
11/25/2015 11:43:00 PM	4.1	40.7
11/25/2015 11:44:00 PM	4.7	39.9
11/25/2015 11:45:00 PM	4.1	38.4
11/25/2015 11:46:00 PM	4.0	37.4
11/25/2015 11:47:00 PM	4.1	39.4
11/25/2015 11:48:00 PM	4.1	38.6
11/25/2015 11:49:00 PM	4.8	41.2
11/25/2015 11:50:00 PM	4.9	42.0
11/25/2015 11:51:00 PM	5.0	41.5
11/25/2015 11:52:00 PM	4.3	38.3
11/25/2015 11:53:00 PM	3.9	37.2
11/25/2015 11:54:00 PM	4.3	38.8
11/25/2015 11:55:00 PM	4.2	39.2
11/25/2015 11:56:00 PM	3.9	37.2
11/25/2015 11:57:00 PM	4.4	37.9
11/25/2015 11:58:00 PM	4.0	40.2
11/25/2015 11:59:00 PM	4.0	36.7
11/26/2015 12:00:00 AM	4.4	37.9
11/26/2015 12:01:00 AM	3.7	35.9
11/26/2015 12:02:00 AM	4.0	42.9
11/26/2015 12:03:00 AM	4.5	37.6
11/26/2015 12:04:00 AM	4.4	37.4
11/26/2015 12:05:00 AM	3.7	35.6
11/26/2015 12:07:00 AM	4.3	38.5
11/26/2015 12:08:00 AM	4.5	39.2
11/26/2015 12:09:00 AM	4.8	42.3
11/26/2015 12:10:00 AM	4.8	38.6
11/26/2015 12:12:00 AM	5.2	41.2
11/26/2015 12:13:00 AM	5.1	48.6
11/26/2015 12:15:00 AM	4.0	40.0
11/26/2015 12:16:00 AM	5.2	44.0
11/26/2015 12:17:00 AM	4.5	39.4
11/26/2015 12:20:00 AM	5.2	46.6

11/26/2015 12:22:00 AM	4.8	43.3
11/26/2015 12:23:00 AM	5.8	46.8
11/26/2015 12:24:00 AM	6.4	49.1
11/26/2015 12:28:00 AM	6.1	46.9
11/26/2015 12:29:00 AM	5.2	46.0
11/26/2015 12:30:00 AM	5.6	46.8
11/26/2015 12:32:00 AM	5.9	46.1
11/26/2015 12:34:00 AM	5.2	48.5
11/26/2015 12:36:00 AM	6.9	50.4
11/26/2015 12:38:00 AM	5.9	45.9
11/26/2015 12:43:00 AM	6.0	49.8
11/26/2015 12:44:00 AM	6.1	46.8
11/26/2015 12:46:00 AM	5.7	44.5
11/26/2015 12:47:00 AM	5.3	51.3
11/26/2015 12:49:00 AM	6.7	49.0
11/26/2015 12:51:00 AM	6.5	47.7
11/26/2015 12:54:00 AM	6.1	50.3
11/26/2015 12:58:00 AM	5.0	46.6
11/26/2015 12:59:00 AM	6.2	47.4
11/26/2015 1:00:00 AM	7.0	48.9
11/26/2015 1:01:00 AM	6.0	46.4
11/26/2015 1:02:00 AM	5.0	47.5
11/26/2015 1:03:00 AM	6.0	48.0
11/26/2015 1:05:00 AM	5.4	45.1
11/26/2015 1:06:00 AM	5.5	42.8
11/26/2015 1:08:00 AM	4.5	40.2
11/26/2015 1:10:00 AM	4.9	43.8
11/26/2015 1:11:00 AM	5.1	44.0
11/26/2015 1:12:00 AM	5.6	45.8
11/26/2015 1:13:00 AM	5.1	45.4
11/26/2015 1:15:00 AM	5.7	42.2
11/26/2015 1:16:00 AM	4.8	42.7
11/26/2015 1:17:00 AM	5.2	46.9
11/26/2015 1:18:00 AM	6.1	47.9
11/26/2015 1:21:00 AM	4.7	46.5
11/26/2015 1:22:00 AM	6.2	47.8
11/26/2015 1:23:00 AM	5.4	41.2
11/26/2015 1:24:00 AM	5.3	49.0
11/26/2015 1:25:00 AM	5.8	46.7
11/26/2015 1:26:00 AM	5.0	43.3
11/26/2015 1:27:00 AM	5.3	41.5
11/26/2015 1:28:00 AM	4.6	43.7
11/26/2015 1:29:00 AM	5.6	44.3
11/26/2015 1:30:00 AM	5.3	42.0
11/26/2015 1:31:00 AM	5.3	42.9
11/26/2015 1:32:00 AM	5.7	44.1
11/26/2015 1:33:00 AM	4.8	44.1
11/26/2015 1:34:00 AM	6.4	44.8
11/26/2015 1:35:00 AM	5.5	45.7
11/26/2015 1:36:00 AM	5.5	41.5
11/26/2015 1:37:00 AM	4.7	39.4
11/26/2015 1:38:00 AM	5.4	44.2
11/26/2015 1:39:00 AM	4.7	41.3
11/26/2015 1:40:00 AM	5.5	46.3
11/26/2015 1:41:00 AM	5.1	43.9

11/26/2015 1:43:00 AM	4.9	41.0
11/26/2015 1:44:00 AM	5.3	39.8
11/26/2015 1:45:00 AM	4.3	39.0
11/26/2015 1:46:00 AM	4.2	39.5
11/26/2015 1:47:00 AM	4.4	37.5
11/26/2015 1:48:00 AM	4.3	38.0
11/26/2015 1:49:00 AM	4.1	37.6
11/26/2015 1:50:00 AM	4.4	40.1
11/26/2015 1:51:00 AM	4.6	37.1
11/26/2015 1:52:00 AM	3.6	36.1
11/26/2015 1:53:00 AM	4.2	37.2
11/26/2015 1:54:00 AM	5.0	41.4
11/26/2015 1:55:00 AM	4.5	41.4
11/26/2015 1:56:00 AM	4.8	38.6
11/26/2015 1:57:00 AM	4.4	36.0
11/26/2015 1:58:00 AM	4.6	42.2
11/26/2015 1:59:00 AM	4.3	39.0
11/26/2015 2:00:00 AM	4.4	37.3
11/26/2015 2:01:00 AM	4.5	37.5
11/26/2015 2:02:00 AM	4.3	37.2
11/26/2015 2:03:00 AM	3.8	37.6
11/26/2015 2:04:00 AM	4.7	39.9
11/26/2015 2:05:00 AM	5.2	41.7
11/26/2015 2:06:00 AM	4.2	39.0
11/26/2015 2:07:00 AM	4.8	40.3
11/26/2015 2:08:00 AM	4.8	39.9
11/26/2015 2:09:00 AM	5.4	41.4
11/26/2015 2:10:00 AM	5.2	45.4
11/26/2015 2:13:00 AM	4.5	37.9
11/26/2015 2:14:00 AM	4.7	40.0
11/26/2015 2:15:00 AM	4.2	38.7
11/26/2015 2:16:00 AM	4.7	40.3
11/26/2015 2:17:00 AM	4.5	38.5
11/26/2015 2:18:00 AM	4.9	38.5
11/26/2015 2:19:00 AM	3.9	36.5
11/26/2015 2:20:00 AM	4.1	37.7
11/26/2015 2:21:00 AM	3.9	36.3
11/26/2015 2:22:00 AM	3.7	36.2
11/26/2015 2:23:00 AM	4.4	40.3
11/26/2015 2:24:00 AM	4.8	38.5
11/26/2015 2:25:00 AM	4.0	38.0
11/26/2015 2:26:00 AM	3.8	36.1
11/26/2015 2:27:00 AM	4.4	39.7
11/26/2015 2:28:00 AM	4.1	37.9
11/26/2015 2:29:00 AM	4.5	42.5
11/26/2015 2:30:00 AM	3.9	38.3
11/26/2015 2:31:00 AM	3.6	36.6
11/26/2015 2:33:00 AM	4.7	38.8
11/26/2015 2:34:00 AM	5.0	41.7
11/26/2015 2:35:00 AM	4.5	42.5
11/26/2015 2:36:00 AM	5.2	44.0
11/26/2015 2:38:00 AM	5.9	43.4
11/26/2015 2:39:00 AM	4.4	41.9
11/26/2015 2:40:00 AM	5.3	40.9
11/26/2015 2:41:00 AM	4.6	39.1

11/26/2015 2:42:00 AM	4.7	42.2
11/26/2015 2:43:00 AM	4.3	42.1
11/26/2015 2:45:00 AM	4.7	41.6
11/26/2015 2:46:00 AM	5.2	40.8
11/26/2015 2:47:00 AM	4.1	36.2
11/26/2015 2:48:00 AM	3.6	37.0
11/26/2015 2:50:00 AM	4.6	38.2
11/26/2015 2:51:00 AM	4.7	39.7
11/26/2015 2:52:00 AM	4.5	42.9
11/26/2015 2:53:00 AM	4.7	37.8
11/26/2015 2:54:00 AM	4.8	41.6
11/26/2015 2:55:00 AM	4.8	39.8
11/26/2015 2:56:00 AM	5.1	41.6
11/26/2015 2:57:00 AM	4.8	39.5
11/26/2015 2:58:00 AM	4.8	43.8
11/26/2015 2:59:00 AM	4.5	39.4
11/26/2015 3:01:00 AM	4.0	38.2
11/26/2015 3:02:00 AM	4.1	37.6
11/26/2015 3:03:00 AM	3.8	41.7
11/26/2015 3:04:00 AM	4.8	37.7
11/26/2015 3:05:00 AM	4.2	38.6
11/26/2015 3:06:00 AM	4.7	42.7
11/26/2015 3:07:00 AM	5.0	43.1
11/26/2015 3:08:00 AM	4.1	37.9
11/26/2015 3:10:00 AM	6.2	44.8
11/26/2015 3:11:00 AM	4.0	38.5
11/26/2015 3:12:00 AM	4.2	36.7
11/26/2015 3:14:00 AM	5.7	41.4
11/26/2015 3:15:00 AM	5.2	45.1
11/26/2015 3:16:00 AM	5.1	37.7
11/26/2015 3:17:00 AM	4.3	39.5
11/26/2015 3:18:00 AM	4.7	40.2
11/26/2015 3:19:00 AM	4.6	40.5
11/26/2015 3:20:00 AM	5.1	42.8
11/26/2015 3:21:00 AM	5.6	44.2
11/26/2015 3:22:00 AM	4.7	41.4
11/26/2015 3:23:00 AM	4.8	39.7
11/26/2015 3:25:00 AM	5.3	40.5
11/26/2015 3:26:00 AM	4.9	39.9
11/26/2015 3:27:00 AM	5.3	43.9
11/26/2015 3:28:00 AM	5.2	44.5
11/26/2015 3:29:00 AM	5.1	43.5
11/26/2015 3:30:00 AM	5.2	39.8
11/26/2015 3:31:00 AM	5.5	45.9
11/26/2015 3:32:00 AM	5.1	39.9
11/26/2015 3:33:00 AM	5.0	40.8
11/26/2015 3:34:00 AM	4.0	40.4
11/26/2015 3:35:00 AM	5.1	41.0
11/26/2015 3:36:00 AM	5.1	40.9
11/26/2015 3:37:00 AM	4.1	38.6
11/26/2015 3:38:00 AM	5.0	40.1
11/26/2015 3:39:00 AM	4.9	39.4
11/26/2015 3:40:00 AM	5.1	39.3
11/26/2015 3:41:00 AM	4.3	39.2
11/26/2015 3:42:00 AM	5.0	41.8

11/26/2015 3:43:00 AM	4.5	38.2
11/26/2015 3:44:00 AM	5.5	44.1
11/26/2015 3:45:00 AM	5.0	41.8
11/26/2015 3:46:00 AM	4.4	39.4
11/26/2015 3:47:00 AM	4.6	39.2
11/26/2015 3:48:00 AM	4.3	40.3
11/26/2015 3:49:00 AM	4.3	39.8
11/26/2015 3:50:00 AM	4.9	41.6
11/26/2015 3:51:00 AM	4.6	37.7
11/26/2015 3:52:00 AM	4.6	41.4
11/26/2015 3:53:00 AM	4.6	38.8
11/26/2015 3:54:00 AM	5.0	42.8
11/26/2015 3:55:00 AM	4.5	39.5
11/26/2015 3:56:00 AM	5.2	43.1
11/26/2015 3:57:00 AM	4.8	38.6
11/26/2015 3:58:00 AM	4.5	39.2
11/26/2015 3:59:00 AM	4.7	40.4
11/26/2015 4:00:00 AM	4.6	41.1
11/26/2015 4:01:00 AM	4.4	37.8
11/26/2015 4:03:00 AM	4.9	38.8
11/26/2015 4:04:00 AM	4.6	38.2
11/26/2015 4:05:00 AM	4.1	40.0
11/26/2015 10:01:00 PM	6.2	51.7
11/26/2015 10:05:00 PM	7.3	51.2
11/26/2015 10:10:00 PM	7.1	52.1
11/26/2015 10:13:00 PM	6.7	51.1
11/26/2015 10:14:00 PM	6.8	52.5
11/26/2015 11:10:00 PM	7.5	53.3
11/26/2015 11:17:00 PM	7.1	54.4
11/27/2015 12:32:00 AM	7.4	53.5
11/27/2015 1:02:00 AM	7.1	53.5
11/27/2015 1:08:00 AM	6.7	52.4
11/27/2015 1:09:00 AM	6.7	53.0
11/27/2015 1:10:00 AM	6.8	53.3
11/27/2015 1:18:00 AM	7.2	53.1
11/27/2015 1:27:00 AM	7.2	54.1
11/27/2015 1:28:00 AM	7.1	52.8
11/27/2015 1:30:00 AM	7.1	53.9
11/27/2015 1:31:00 AM	7.2	54.7
11/27/2015 1:32:00 AM	7.5	54.4
11/27/2015 2:39:00 AM	6.4	50.4
11/27/2015 2:40:00 AM	5.9	49.0
11/27/2015 2:42:00 AM	5.6	49.0
11/27/2015 2:43:00 AM	6.9	53.7
11/27/2015 2:44:00 AM	7.4	54.7
11/27/2015 2:45:00 AM	7.2	52.7
11/27/2015 2:48:00 AM	5.9	47.9
11/27/2015 2:49:00 AM	6.0	51.0
11/27/2015 2:50:00 AM	6.5	51.2
11/27/2015 2:51:00 AM	6.0	48.7
11/27/2015 2:53:00 AM	6.5	52.4
11/27/2015 2:54:00 AM	7.1	50.6
11/27/2015 2:59:00 AM	6.0	51.3
11/27/2015 3:02:00 AM	6.7	52.1
11/27/2015 3:06:00 AM	7.4	53.1

11/27/2015 3:09:00 AM	6.9	53.0
11/27/2015 3:13:00 AM	7.1	53.8
11/27/2015 3:20:00 AM	7.0	52.7
11/27/2015 3:21:00 AM	6.7	54.1
11/27/2015 3:24:00 AM	6.6	51.9
11/27/2015 3:25:00 AM	6.2	51.2
11/27/2015 3:27:00 AM	6.5	51.3
11/27/2015 3:29:00 AM	6.4	50.2
11/27/2015 3:30:00 AM	6.4	49.3
11/27/2015 3:32:00 AM	7.0	53.0
11/27/2015 3:33:00 AM	6.3	49.8
11/27/2015 3:34:00 AM	6.7	54.6
11/27/2015 3:38:00 AM	6.4	50.5
11/27/2015 3:41:00 AM	6.9	51.3
11/27/2015 3:42:00 AM	6.7	53.1
11/27/2015 3:43:00 AM	6.6	52.6
11/27/2015 3:46:00 AM	6.8	53.3
11/27/2015 3:47:00 AM	6.0	49.2
11/27/2015 3:48:00 AM	6.7	50.1
11/27/2015 3:49:00 AM	6.4	50.7
11/27/2015 3:51:00 AM	5.9	48.3
11/27/2015 3:52:00 AM	5.6	44.5
11/27/2015 3:53:00 AM	5.5	45.5
11/27/2015 3:54:00 AM	5.8	48.6
11/27/2015 3:55:00 AM	5.8	50.2
11/27/2015 3:56:00 AM	6.1	48.4
11/27/2015 3:57:00 AM	6.2	50.3
11/27/2015 3:58:00 AM	6.6	53.4
11/27/2015 3:59:00 AM	6.4	50.4
11/27/2015 4:00:00 AM	5.8	48.0
11/27/2015 4:01:00 AM	6.3	50.2
11/27/2015 4:02:00 AM	6.1	50.0
11/27/2015 4:06:00 AM	6.9	52.7
11/27/2015 4:08:00 AM	6.9	52.2
11/27/2015 4:09:00 AM	6.7	51.3
11/27/2015 4:10:00 AM	6.0	49.8
11/27/2015 4:11:00 AM	7.3	52.5
11/27/2015 4:13:00 AM	6.8	53.4
11/27/2015 4:14:00 AM	6.7	50.2
11/27/2015 4:16:00 AM	6.6	51.8
11/27/2015 4:17:00 AM	6.5	52.2
11/27/2015 4:18:00 AM	6.9	52.2
11/27/2015 4:19:00 AM	6.5	50.6
11/27/2015 4:23:00 AM	7.3	53.3
11/27/2015 4:24:00 AM	6.7	53.1
11/27/2015 4:27:00 AM	7.3	52.0
11/27/2015 4:29:00 AM	7.2	52.0
11/27/2015 4:30:00 AM	6.6	52.4
11/27/2015 4:31:00 AM	7.0	53.4
11/27/2015 4:32:00 AM	7.4	51.8
11/27/2015 4:33:00 AM	6.7	51.4
11/27/2015 4:34:00 AM	6.4	51.6
11/27/2015 4:39:00 AM	6.5	51.4
11/27/2015 4:46:00 AM	7.1	53.9
11/27/2015 4:47:00 AM	7.3	52.0

11/27/2015 4:49:00 AM	5.4	46.5
11/27/2015 4:50:00 AM	7.0	51.3
11/27/2015 4:55:00 AM	7.5	52.5
11/27/2015 4:56:00 AM	6.8	51.0
11/27/2015 4:57:00 AM	6.8	53.7
11/27/2015 4:59:00 AM	7.4	53.9
11/30/2015 10:00:00 PM	3.7	40.4
11/30/2015 10:01:00 PM	4.2	41.1
11/30/2015 10:04:00 PM	4.0	42.7
11/30/2015 10:05:00 PM	4.0	45.4
11/30/2015 10:06:00 PM	4.4	42.8
11/30/2015 10:07:00 PM	4.3	42.7
11/30/2015 10:08:00 PM	4.0	42.9
11/30/2015 10:09:00 PM	3.9	42.8
11/30/2015 10:10:00 PM	4.7	45.4
11/30/2015 10:11:00 PM	4.9	45.8
11/30/2015 10:12:00 PM	5.0	46.2
11/30/2015 10:13:00 PM	5.0	46.0
11/30/2015 10:14:00 PM	5.0	45.0
11/30/2015 10:15:00 PM	4.9	45.5
11/30/2015 10:16:00 PM	4.8	44.7
11/30/2015 10:17:00 PM	4.9	46.3
11/30/2015 10:19:00 PM	4.3	44.2
11/30/2015 10:20:00 PM	5.0	44.5
11/30/2015 10:21:00 PM	4.1	43.4
11/30/2015 10:23:00 PM	3.9	43.4
11/30/2015 10:25:00 PM	4.2	41.6
11/30/2015 10:27:00 PM	3.6	42.2
11/30/2015 10:28:00 PM	4.0	42.4
11/30/2015 10:29:00 PM	3.8	41.6
11/30/2015 10:30:00 PM	3.5	41.3
11/30/2015 10:31:00 PM	3.9	42.8
11/30/2015 10:32:00 PM	4.3	43.6
11/30/2015 10:33:00 PM	3.9	40.0
11/30/2015 10:40:00 PM	3.5	41.4
11/30/2015 10:46:00 PM	3.6	39.2
11/30/2015 10:47:00 PM	3.6	40.7
11/30/2015 11:12:00 PM	3.5	39.0
11/30/2015 11:13:00 PM	3.8	43.2
11/30/2015 11:14:00 PM	3.9	40.0
11/30/2015 11:17:00 PM	3.7	39.9
11/30/2015 11:19:00 PM	3.5	38.2
11/30/2015 11:23:00 PM	4.3	41.8
11/30/2015 11:27:00 PM	3.6	37.5
11/30/2015 11:39:00 PM	3.5	36.8
12/01/2015 12:05:00 AM	3.7	39.0
12/01/2015 12:06:00 AM	3.9	38.0
12/01/2015 12:07:00 AM	3.7	38.7
12/01/2015 12:08:00 AM	4.0	41.8
12/01/2015 12:09:00 AM	4.5	44.3
12/01/2015 12:10:00 AM	4.6	41.2
12/01/2015 12:11:00 AM	4.1	42.0
12/01/2015 12:12:00 AM	4.9	40.7
12/01/2015 12:13:00 AM	4.4	42.0
12/01/2015 12:14:00 AM	4.1	39.1

12/01/2015 12:16:00 AM	3.6	37.4
12/01/2015 12:18:00 AM	4.0	39.1
12/01/2015 12:19:00 AM	3.7	39.5
12/01/2015 12:20:00 AM	4.3	43.2
12/01/2015 12:21:00 AM	4.3	40.3
12/01/2015 12:22:00 AM	3.7	38.0
12/01/2015 12:23:00 AM	3.8	40.1
12/01/2015 12:24:00 AM	4.1	37.2
12/01/2015 12:25:00 AM	4.0	38.4
12/01/2015 12:26:00 AM	4.1	38.9
12/01/2015 12:27:00 AM	4.2	40.8
12/01/2015 12:28:00 AM	3.9	40.6
12/01/2015 12:29:00 AM	3.9	42.3
12/01/2015 12:30:00 AM	4.2	40.9
12/01/2015 12:31:00 AM	4.1	40.6
12/01/2015 12:32:00 AM	3.9	41.4
12/01/2015 12:33:00 AM	3.5	39.2
12/01/2015 12:34:00 AM	4.1	45.9
12/01/2015 12:35:00 AM	4.6	42.5
12/01/2015 12:36:00 AM	4.3	42.9
12/01/2015 12:37:00 AM	3.7	38.7
12/01/2015 12:40:00 AM	3.8	37.7
12/01/2015 12:41:00 AM	3.8	39.2
12/01/2015 12:42:00 AM	3.9	37.9
12/01/2015 12:43:00 AM	3.7	38.3
12/01/2015 12:44:00 AM	3.9	39.8
12/01/2015 12:45:00 AM	4.0	40.0
12/01/2015 12:46:00 AM	3.7	41.0
12/01/2015 12:47:00 AM	4.3	38.3
12/01/2015 12:48:00 AM	3.5	35.4
12/01/2015 12:53:00 AM	3.5	34.7
12/01/2015 12:55:00 AM	3.6	34.7
12/01/2015 1:04:00 AM	3.6	33.4
12/01/2015 1:17:00 AM	3.6	34.3
12/01/2015 1:20:00 AM	3.7	37.9
12/01/2015 1:21:00 AM	3.5	35.9
12/01/2015 1:34:00 AM	3.5	37.0
12/01/2015 2:46:00 AM	3.9	38.3
12/01/2015 2:48:00 AM	3.7	34.7
12/01/2015 2:49:00 AM	3.5	36.1
12/01/2015 2:50:00 AM	4.0	39.5
12/01/2015 2:52:00 AM	4.3	39.0
12/01/2015 2:53:00 AM	3.5	34.0
12/01/2015 2:57:00 AM	4.0	35.3
12/01/2015 3:00:00 AM	3.8	36.9
12/01/2015 3:02:00 AM	3.6	34.3
12/01/2015 3:04:00 AM	3.5	38.1
12/01/2015 3:05:00 AM	4.3	37.2
12/01/2015 3:07:00 AM	3.7	37.6
12/01/2015 3:08:00 AM	3.6	37.3
12/01/2015 3:09:00 AM	3.8	41.1
12/01/2015 3:10:00 AM	3.6	37.7
12/01/2015 3:11:00 AM	3.8	37.5
12/01/2015 3:13:00 AM	4.1	42.0
12/01/2015 3:14:00 AM	3.9	37.7

12/01/2015 3:15:00 AM	3.9	35.2
12/01/2015 3:17:00 AM	4.2	39.7
12/01/2015 3:24:00 AM	4.3	38.8
12/01/2015 3:25:00 AM	3.6	37.1
12/01/2015 3:26:00 AM	3.5	36.6
12/01/2015 3:27:00 AM	4.2	35.9
12/01/2015 3:31:00 AM	3.8	36.1
12/01/2015 3:32:00 AM	4.0	37.1
12/01/2015 3:34:00 AM	4.1	41.8
12/01/2015 3:35:00 AM	4.2	39.1
12/01/2015 3:36:00 AM	3.6	36.1
12/01/2015 3:37:00 AM	3.6	37.9
12/01/2015 3:43:00 AM	3.5	37.8
12/01/2015 3:47:00 AM	3.8	40.8
12/01/2015 3:49:00 AM	3.7	38.1
12/01/2015 3:50:00 AM	3.5	33.4
12/01/2015 4:22:00 AM	4.0	38.5
12/01/2015 4:23:00 AM	3.9	39.2
12/01/2015 4:24:00 AM	3.9	37.0
12/01/2015 4:25:00 AM	3.6	36.3
12/01/2015 4:27:00 AM	3.8	37.3
12/01/2015 4:28:00 AM	4.1	38.2
12/01/2015 4:29:00 AM	4.1	37.5
12/01/2015 4:31:00 AM	4.5	42.3
12/01/2015 4:32:00 AM	4.0	38.0
12/01/2015 4:33:00 AM	4.1	38.3
12/01/2015 4:34:00 AM	3.9	37.3
12/01/2015 4:35:00 AM	4.4	39.3
12/01/2015 4:36:00 AM	4.5	41.7
12/01/2015 4:37:00 AM	3.7	36.6
12/01/2015 4:38:00 AM	3.8	38.7
12/01/2015 4:39:00 AM	4.4	45.1
12/01/2015 4:40:00 AM	4.3	39.7
12/01/2015 4:41:00 AM	3.6	38.8
12/01/2015 4:42:00 AM	3.9	37.9
12/01/2015 4:45:00 AM	4.0	41.2
12/01/2015 4:46:00 AM	3.9	38.5
12/01/2015 4:48:00 AM	3.7	39.3
12/01/2015 4:54:00 AM	3.7	38.0
12/01/2015 4:58:00 AM	4.0	41.8
12/01/2015 10:00:00 PM	3.6	35.4
12/03/2015 3:51:00 AM	3.8	36.0
12/03/2015 3:52:00 AM	3.7	37.3
12/03/2015 3:54:00 AM	3.8	35.8
12/03/2015 3:55:00 AM	3.8	36.0
12/03/2015 3:57:00 AM	3.5	35.1
12/03/2015 3:59:00 AM	3.6	33.5
12/03/2015 4:01:00 AM	4.3	37.1
12/03/2015 4:02:00 AM	3.6	36.7
12/03/2015 4:05:00 AM	3.7	31.1
12/03/2015 4:06:00 AM	3.7	32.8
12/03/2015 4:07:00 AM	5.3	42.3
12/03/2015 4:08:00 AM	4.4	44.1
12/03/2015 4:09:00 AM	4.6	40.5
12/03/2015 4:10:00 AM	6.3	45.7

12/03/2015 4:11:00 AM	5.7	51.3
12/03/2015 4:12:00 AM	6.1	49.0
12/03/2015 4:13:00 AM	5.2	45.4
12/03/2015 4:14:00 AM	4.5	43.2
12/03/2015 4:15:00 AM	5.6	42.4
12/03/2015 4:16:00 AM	4.8	44.7
12/03/2015 4:17:00 AM	4.6	40.8
12/03/2015 4:18:00 AM	4.7	41.6
12/03/2015 4:19:00 AM	4.4	40.5
12/03/2015 4:20:00 AM	4.4	41.4
12/03/2015 4:21:00 AM	4.8	38.8
12/03/2015 4:22:00 AM	4.4	41.4
12/03/2015 4:23:00 AM	5.4	43.8
12/03/2015 4:24:00 AM	5.6	46.0
12/03/2015 4:25:00 AM	4.4	46.0
12/03/2015 4:26:00 AM	5.2	42.8
12/03/2015 4:27:00 AM	6.9	47.9
12/03/2015 4:28:00 AM	5.6	51.8
12/03/2015 4:29:00 AM	5.8	48.5
12/03/2015 4:30:00 AM	5.9	49.3
12/03/2015 4:31:00 AM	5.9	46.2
12/03/2015 4:32:00 AM	5.7	51.2
12/03/2015 4:33:00 AM	4.9	43.8
12/03/2015 4:34:00 AM	5.0	42.2
12/03/2015 4:36:00 AM	5.7	50.4
12/03/2015 4:37:00 AM	6.0	50.1
12/03/2015 4:38:00 AM	5.7	47.2
12/03/2015 4:39:00 AM	6.2	48.3
12/03/2015 4:40:00 AM	5.0	47.9
12/03/2015 4:41:00 AM	6.9	49.5
12/03/2015 4:44:00 AM	6.3	52.0
12/03/2015 4:45:00 AM	5.3	49.2
12/03/2015 4:46:00 AM	5.6	47.3
12/03/2015 4:47:00 AM	4.5	45.3
12/03/2015 4:48:00 AM	4.4	39.8
12/03/2015 4:49:00 AM	5.5	44.0
12/03/2015 4:50:00 AM	4.7	43.2
12/03/2015 4:51:00 AM	5.0	42.9
12/03/2015 4:52:00 AM	5.5	45.8
12/03/2015 4:53:00 AM	5.4	44.3
12/03/2015 4:54:00 AM	6.5	50.8
12/03/2015 4:55:00 AM	6.5	51.1
12/03/2015 4:56:00 AM	5.7	48.9
12/03/2015 4:57:00 AM	6.5	50.0
12/03/2015 4:58:00 AM	5.6	51.3
12/03/2015 4:59:00 AM	5.1	44.5
12/03/2015 10:00:00 PM	4.9	45.2
12/03/2015 10:01:00 PM	5.7	47.9
12/03/2015 10:02:00 PM	6.1	50.5
12/03/2015 10:05:00 PM	5.0	48.5
12/03/2015 10:06:00 PM	4.8	46.2
12/03/2015 10:07:00 PM	5.8	47.7
12/03/2015 10:08:00 PM	4.9	47.9
12/03/2015 10:11:00 PM	4.8	44.7
12/03/2015 10:12:00 PM	5.5	44.8

12/03/2015 10:13:00 PM	4.6	49.3
12/03/2015 10:14:00 PM	4.2	45.3
12/03/2015 10:16:00 PM	4.7	44.4
12/03/2015 10:17:00 PM	3.8	43.5
12/03/2015 10:18:00 PM	3.7	40.3
12/03/2015 10:19:00 PM	3.7	40.5
12/03/2015 10:24:00 PM	5.4	48.8
12/03/2015 10:25:00 PM	4.6	46.8
12/03/2015 10:26:00 PM	4.0	42.6
12/03/2015 10:27:00 PM	4.8	40.4
12/03/2015 10:28:00 PM	4.7	47.0
12/03/2015 10:29:00 PM	6.0	50.1
12/03/2015 10:30:00 PM	4.9	47.7
12/03/2015 10:31:00 PM	4.6	46.1
12/03/2015 10:32:00 PM	4.5	42.5
12/03/2015 10:33:00 PM	5.2	42.3
12/03/2015 10:34:00 PM	4.6	47.3
12/03/2015 10:35:00 PM	4.0	42.8
12/03/2015 10:36:00 PM	4.2	37.4
12/03/2015 10:37:00 PM	4.6	44.8
12/03/2015 10:38:00 PM	4.8	42.2
12/03/2015 10:39:00 PM	4.9	45.9
12/03/2015 10:40:00 PM	5.3	45.5
12/03/2015 10:41:00 PM	4.6	45.3
12/03/2015 10:42:00 PM	5.1	47.0
12/03/2015 10:43:00 PM	4.3	42.9
12/03/2015 10:44:00 PM	4.7	44.2
12/03/2015 10:45:00 PM	3.7	42.7
12/03/2015 10:46:00 PM	3.6	37.5
12/03/2015 10:47:00 PM	4.1	39.1
12/03/2015 10:48:00 PM	3.8	40.3
12/03/2015 10:51:00 PM	4.4	45.0
12/03/2015 10:52:00 PM	4.0	41.7
12/03/2015 10:54:00 PM	4.6	43.4
12/03/2015 10:55:00 PM	4.2	41.7
12/03/2015 10:57:00 PM	4.8	49.3
12/03/2015 10:58:00 PM	4.6	42.5
12/03/2015 10:59:00 PM	4.8	45.6
12/03/2015 11:00:00 PM	4.7	44.5
12/03/2015 11:01:00 PM	5.6	46.0
12/03/2015 11:02:00 PM	5.3	46.7
12/03/2015 11:03:00 PM	5.3	44.2
12/03/2015 11:04:00 PM	5.7	52.0
12/03/2015 11:05:00 PM	5.8	51.4
12/03/2015 11:06:00 PM	5.2	46.7
12/03/2015 11:07:00 PM	4.2	46.5
12/03/2015 11:08:00 PM	4.8	41.0
12/03/2015 11:09:00 PM	4.4	45.8
12/03/2015 11:10:00 PM	3.8	41.5
12/03/2015 11:11:00 PM	4.7	43.8
12/03/2015 11:12:00 PM	5.9	47.5
12/03/2015 11:13:00 PM	4.5	47.2
12/03/2015 11:14:00 PM	4.4	42.3
12/03/2015 11:15:00 PM	4.4	42.0
12/03/2015 11:16:00 PM	4.7	43.0

12/03/2015 11:17:00 PM	4.4	46.2
12/03/2015 11:19:00 PM	4.4	41.7
12/03/2015 11:22:00 PM	4.4	37.5
12/03/2015 11:23:00 PM	4.1	45.2
12/03/2015 11:24:00 PM	4.1	40.1
12/03/2015 11:25:00 PM	4.5	42.9
12/03/2015 11:26:00 PM	4.1	41.4
12/03/2015 11:27:00 PM	4.7	40.9
12/03/2015 11:29:00 PM	4.6	46.2
12/03/2015 11:30:00 PM	5.1	44.1
12/03/2015 11:31:00 PM	4.8	43.5
12/03/2015 11:32:00 PM	4.2	43.1
12/03/2015 11:34:00 PM	4.0	40.3
12/03/2015 11:35:00 PM	4.1	41.2
12/03/2015 11:36:00 PM	4.5	39.5
12/03/2015 11:37:00 PM	5.1	45.5
12/03/2015 11:38:00 PM	3.7	42.5
12/03/2015 11:39:00 PM	3.9	42.3
12/03/2015 11:41:00 PM	4.9	45.4
12/03/2015 11:42:00 PM	5.2	44.4
12/03/2015 11:43:00 PM	4.8	46.6
12/03/2015 11:44:00 PM	5.1	45.2
12/03/2015 11:45:00 PM	4.7	46.2
12/03/2015 11:46:00 PM	6.1	46.2
12/03/2015 11:47:00 PM	6.0	51.8
12/03/2015 11:48:00 PM	5.7	49.6
12/03/2015 11:49:00 PM	5.5	50.8
12/03/2015 11:50:00 PM	5.1	46.6
12/03/2015 11:51:00 PM	5.3	46.2
12/03/2015 11:52:00 PM	4.3	44.4
12/03/2015 11:53:00 PM	6.1	46.3
12/03/2015 11:55:00 PM	4.8	49.5
12/03/2015 11:56:00 PM	4.1	44.4
12/03/2015 11:57:00 PM	4.4	44.0
12/03/2015 11:59:00 PM	3.8	38.0
12/04/2015 12:00:00 AM	3.9	38.8
12/04/2015 12:01:00 AM	4.0	39.6
12/04/2015 12:02:00 AM	4.2	40.6
12/04/2015 12:03:00 AM	4.5	42.4
12/04/2015 12:04:00 AM	4.0	40.5
12/04/2015 12:05:00 AM	3.9	39.6
12/04/2015 12:06:00 AM	3.7	39.3
12/04/2015 12:08:00 AM	5.2	42.0
12/04/2015 12:09:00 AM	5.4	49.9
12/04/2015 12:10:00 AM	5.0	43.5
12/04/2015 12:11:00 AM	3.7	42.7
12/04/2015 12:12:00 AM	4.1	35.8
12/04/2015 12:13:00 AM	4.5	41.4
12/04/2015 12:14:00 AM	4.9	41.5
12/04/2015 12:15:00 AM	4.4	47.2
12/04/2015 12:16:00 AM	4.3	41.4
12/04/2015 12:18:00 AM	5.1	44.0
12/04/2015 12:19:00 AM	5.8	47.3
12/04/2015 12:20:00 AM	4.6	50.5
12/04/2015 12:21:00 AM	4.8	39.8

12/04/2015 12:22:00 AM	4.6	41.1
12/04/2015 12:23:00 AM	3.8	46.5
12/04/2015 12:24:00 AM	5.3	42.1
12/04/2015 12:25:00 AM	5.4	46.0
12/04/2015 12:26:00 AM	5.1	47.3
12/04/2015 12:27:00 AM	4.9	45.3
12/04/2015 12:28:00 AM	4.9	47.7
12/04/2015 12:29:00 AM	4.8	44.3
12/04/2015 12:30:00 AM	4.7	45.1
12/04/2015 12:31:00 AM	5.2	45.4
12/04/2015 12:32:00 AM	4.5	43.1
12/04/2015 12:33:00 AM	4.7	43.2
12/04/2015 12:34:00 AM	5.2	46.8
12/04/2015 12:35:00 AM	4.9	46.5
12/04/2015 12:36:00 AM	4.2	42.3
12/04/2015 12:37:00 AM	4.1	41.3
12/04/2015 12:38:00 AM	4.0	40.1
12/04/2015 12:39:00 AM	3.8	37.7
12/04/2015 12:40:00 AM	4.2	43.2
12/04/2015 12:41:00 AM	4.1	41.3
12/04/2015 12:42:00 AM	4.2	39.4
12/04/2015 12:43:00 AM	4.2	44.0
12/04/2015 12:45:00 AM	3.7	36.2
12/04/2015 12:46:00 AM	4.2	37.7
12/04/2015 12:47:00 AM	4.8	41.9
12/04/2015 12:48:00 AM	5.0	44.3
12/04/2015 12:49:00 AM	4.9	48.3
12/04/2015 12:50:00 AM	5.8	46.8
12/04/2015 12:51:00 AM	4.4	45.4
12/04/2015 12:52:00 AM	3.7	41.7
12/04/2015 12:53:00 AM	4.7	39.1
12/04/2015 12:54:00 AM	5.4	44.8
12/04/2015 12:55:00 AM	5.0	47.5
12/04/2015 12:57:00 AM	5.9	52.0
12/04/2015 12:58:00 AM	5.2	48.2
12/04/2015 12:59:00 AM	4.8	44.3
12/04/2015 1:00:00 AM	6.3	48.1
12/04/2015 1:01:00 AM	5.3	50.2
12/04/2015 1:02:00 AM	4.7	47.5
12/04/2015 1:03:00 AM	5.5	45.0
12/04/2015 1:04:00 AM	4.7	46.5
12/04/2015 1:05:00 AM	4.9	45.3
12/04/2015 1:06:00 AM	5.2	46.0
12/04/2015 1:07:00 AM	5.2	47.0
12/04/2015 1:08:00 AM	4.4	44.1
12/04/2015 1:09:00 AM	4.2	40.3
12/04/2015 1:10:00 AM	4.3	39.5
12/04/2015 1:11:00 AM	4.4	43.3
12/04/2015 1:12:00 AM	4.8	43.0
12/04/2015 1:13:00 AM	5.1	46.0
12/04/2015 1:14:00 AM	5.2	47.7
12/04/2015 1:15:00 AM	4.9	48.1
12/04/2015 1:16:00 AM	4.1	44.5
12/04/2015 1:17:00 AM	4.7	41.8
12/04/2015 1:18:00 AM	4.4	44.4

12/04/2015 1:19:00 AM	4.0	44.1
12/04/2015 1:20:00 AM	3.9	38.6
12/04/2015 1:21:00 AM	4.6	40.4
12/04/2015 1:22:00 AM	4.2	44.3
12/04/2015 1:25:00 AM	5.8	52.0
12/04/2015 1:26:00 AM	4.6	46.5
12/04/2015 1:27:00 AM	5.0	43.3
12/04/2015 1:28:00 AM	5.7	48.6
12/04/2015 1:31:00 AM	5.9	51.0
12/04/2015 1:33:00 AM	4.6	47.5
12/04/2015 1:34:00 AM	5.0	45.7
12/04/2015 1:35:00 AM	4.1	45.9
12/04/2015 1:36:00 AM	4.6	39.2
12/04/2015 1:37:00 AM	5.8	49.3
12/04/2015 1:38:00 AM	4.7	47.0
12/04/2015 1:39:00 AM	6.2	44.2
12/04/2015 1:40:00 AM	4.4	48.7
12/04/2015 1:41:00 AM	5.1	46.6
12/04/2015 1:42:00 AM	4.8	44.1
12/04/2015 1:43:00 AM	4.9	46.5
12/04/2015 1:44:00 AM	4.8	48.3
12/04/2015 1:45:00 AM	4.2	42.6
12/04/2015 1:46:00 AM	4.2	41.0
12/04/2015 1:47:00 AM	5.1	40.2
12/04/2015 1:48:00 AM	5.1	47.5
12/04/2015 1:49:00 AM	5.4	49.4
12/04/2015 1:50:00 AM	5.1	46.7
12/04/2015 1:51:00 AM	4.1	44.3
12/04/2015 1:52:00 AM	4.5	40.8
12/04/2015 1:53:00 AM	4.2	43.9
12/04/2015 1:54:00 AM	4.4	41.4
12/04/2015 1:55:00 AM	4.8	46.5
12/04/2015 1:56:00 AM	4.4	43.1
12/04/2015 1:57:00 AM	4.8	43.3
12/04/2015 1:58:00 AM	4.9	44.3
12/04/2015 1:59:00 AM	4.8	44.6
12/04/2015 2:00:00 AM	4.7	45.4
12/04/2015 2:02:00 AM	4.5	39.0
12/04/2015 2:03:00 AM	4.1	43.3
12/04/2015 2:04:00 AM	3.5	39.2
12/04/2015 2:05:00 AM	3.9	38.3
12/04/2015 2:06:00 AM	4.3	41.6
12/04/2015 2:07:00 AM	3.6	39.8
12/04/2015 2:08:00 AM	3.8	37.8
12/04/2015 2:09:00 AM	3.8	38.3
12/04/2015 2:10:00 AM	4.7	40.1
12/04/2015 2:11:00 AM	4.7	45.0
12/04/2015 2:12:00 AM	4.3	41.2
12/04/2015 2:13:00 AM	5.0	45.2
12/04/2015 2:14:00 AM	4.5	46.4
12/04/2015 2:15:00 AM	5.3	44.6
12/04/2015 2:16:00 AM	4.3	45.8
12/04/2015 2:17:00 AM	4.8	46.1
12/04/2015 2:18:00 AM	5.9	48.2
12/04/2015 2:19:00 AM	5.2	48.6

12/04/2015 2:21:00 AM	5.4	47.9
12/04/2015 2:22:00 AM	5.4	46.9
12/04/2015 2:23:00 AM	6.0	50.9
12/04/2015 2:24:00 AM	5.3	49.8
12/04/2015 2:25:00 AM	4.4	46.0
12/04/2015 2:26:00 AM	4.9	46.6
12/04/2015 2:27:00 AM	6.0	45.3
12/04/2015 2:29:00 AM	6.7	54.5
12/04/2015 2:30:00 AM	5.2	51.3
12/04/2015 2:31:00 AM	4.7	47.4
12/04/2015 2:32:00 AM	5.8	45.1
12/04/2015 2:33:00 AM	6.1	51.0
12/04/2015 2:34:00 AM	5.7	50.4
12/04/2015 2:35:00 AM	5.6	51.2
12/04/2015 2:36:00 AM	5.6	47.6
12/04/2015 2:37:00 AM	5.5	49.6
12/04/2015 2:38:00 AM	7.5	52.3
12/04/2015 2:41:00 AM	6.7	51.5
12/04/2015 2:44:00 AM	5.6	50.0
12/04/2015 2:45:00 AM	5.1	47.8
12/04/2015 2:46:00 AM	5.3	44.7
12/04/2015 2:47:00 AM	5.1	49.5
12/04/2015 2:48:00 AM	4.6	42.5
12/04/2015 2:49:00 AM	4.8	45.2
12/04/2015 2:50:00 AM	4.3	46.3
12/04/2015 2:53:00 AM	5.0	46.0
12/04/2015 2:54:00 AM	4.8	47.6
12/04/2015 2:55:00 AM	5.1	45.9
12/04/2015 2:56:00 AM	5.7	46.9
12/04/2015 2:57:00 AM	6.2	50.8
12/04/2015 2:58:00 AM	5.8	52.2
12/04/2015 2:59:00 AM	4.9	48.3
12/04/2015 3:00:00 AM	4.2	45.9
12/04/2015 3:01:00 AM	4.5	42.2
12/04/2015 3:02:00 AM	5.3	46.2
12/04/2015 3:03:00 AM	4.8	46.0
12/04/2015 3:04:00 AM	4.5	44.8
12/04/2015 3:05:00 AM	4.4	43.3
12/04/2015 3:06:00 AM	4.0	41.0
12/04/2015 3:07:00 AM	4.4	40.6
12/04/2015 3:08:00 AM	4.8	46.3
12/04/2015 3:09:00 AM	3.9	40.6
12/04/2015 3:10:00 AM	5.5	43.6
12/04/2015 3:11:00 AM	4.2	50.2
12/04/2015 3:12:00 AM	5.3	43.4
12/04/2015 3:13:00 AM	5.3	46.5
12/04/2015 3:14:00 AM	6.1	49.1
12/04/2015 3:15:00 AM	5.4	49.6
12/04/2015 3:16:00 AM	5.3	51.1
12/04/2015 3:17:00 AM	5.0	44.5
12/04/2015 3:18:00 AM	5.0	47.8
12/04/2015 3:19:00 AM	4.1	41.7
12/04/2015 3:20:00 AM	4.7	43.7
12/04/2015 3:22:00 AM	5.1	47.7
12/04/2015 3:23:00 AM	4.2	44.6

12/04/2015 3:24:00 AM	4.9	41.9
12/04/2015 3:25:00 AM	4.9	44.6
12/04/2015 3:26:00 AM	4.7	47.2
12/04/2015 3:27:00 AM	3.8	42.3
12/04/2015 3:28:00 AM	3.8	40.4
12/04/2015 3:29:00 AM	3.6	37.3
12/04/2015 3:30:00 AM	4.4	42.4
12/04/2015 3:31:00 AM	4.3	39.6
12/04/2015 3:32:00 AM	4.4	40.8
12/04/2015 3:33:00 AM	4.7	43.7
12/04/2015 3:34:00 AM	4.6	47.3
12/04/2015 3:35:00 AM	4.2	41.3
12/04/2015 3:36:00 AM	5.0	42.2
12/04/2015 3:37:00 AM	4.9	47.5
12/04/2015 3:38:00 AM	4.3	42.2
12/04/2015 3:39:00 AM	4.9	41.7
12/04/2015 3:40:00 AM	5.5	47.8
12/04/2015 3:41:00 AM	4.0	48.5
12/04/2015 3:42:00 AM	3.6	40.6
12/04/2015 3:43:00 AM	4.2	39.6
12/04/2015 3:45:00 AM	3.7	37.3
12/04/2015 3:46:00 AM	4.4	40.0
12/04/2015 3:47:00 AM	3.9	42.1
12/04/2015 3:48:00 AM	3.8	39.0
12/04/2015 3:49:00 AM	3.6	37.6
12/04/2015 3:51:00 AM	3.9	37.7
12/04/2015 3:52:00 AM	4.1	43.1
12/04/2015 3:54:00 AM	4.4	36.3
12/04/2015 3:55:00 AM	4.5	45.5
12/04/2015 3:56:00 AM	5.3	46.6
12/04/2015 3:57:00 AM	3.8	45.5
12/04/2015 4:00:00 AM	3.5	37.7
12/04/2015 4:02:00 AM	3.9	37.2
12/04/2015 4:03:00 AM	3.7	39.5
12/04/2015 4:04:00 AM	4.2	37.8
12/04/2015 4:05:00 AM	4.4	44.9
12/04/2015 4:06:00 AM	4.2	40.9
12/04/2015 4:07:00 AM	4.5	44.3
12/04/2015 4:08:00 AM	4.4	41.9
12/04/2015 4:11:00 AM	3.9	36.1
12/04/2015 4:12:00 AM	5.2	40.1
12/04/2015 4:13:00 AM	4.9	48.0
12/04/2015 4:14:00 AM	4.2	43.4
12/04/2015 4:15:00 AM	4.2	41.4
12/04/2015 4:16:00 AM	4.4	43.8
12/04/2015 4:17:00 AM	3.8	41.6
12/04/2015 4:18:00 AM	4.6	42.3
12/04/2015 4:19:00 AM	4.1	41.5
12/04/2015 4:20:00 AM	4.4	42.6
12/04/2015 4:24:00 AM	4.0	39.4
12/04/2015 4:34:00 AM	4.2	37.0
12/04/2015 4:35:00 AM	4.1	43.0
12/04/2015 4:36:00 AM	3.6	38.5
12/04/2015 4:40:00 AM	3.7	38.9
12/04/2015 4:41:00 AM	3.6	37.6

12/04/2015 4:42:00 AM	4.0	38.5
12/04/2015 4:43:00 AM	4.1	41.9
12/04/2015 4:45:00 AM	3.8	38.7
12/04/2015 4:46:00 AM	4.6	39.1
12/04/2015 4:47:00 AM	3.9	40.4
12/04/2015 4:48:00 AM	4.3	39.3
12/04/2015 4:49:00 AM	4.2	41.7
12/04/2015 4:50:00 AM	4.5	40.2
12/04/2015 4:51:00 AM	4.7	45.0
12/04/2015 4:52:00 AM	5.5	47.2
12/04/2015 4:53:00 AM	5.4	47.3
12/04/2015 4:54:00 AM	4.5	47.2
12/04/2015 4:55:00 AM	5.2	43.4
12/04/2015 4:56:00 AM	4.1	46.2
12/04/2015 4:58:00 AM	4.8	46.0
12/04/2015 4:59:00 AM	3.8	41.5
12/04/2015 10:12:00 PM	3.6	38.2
12/04/2015 10:16:00 PM	3.6	38.8
12/04/2015 10:26:00 PM	3.7	38.7
12/04/2015 10:27:00 PM	3.7	38.6
12/04/2015 10:28:00 PM	4.3	39.5
12/04/2015 10:29:00 PM	3.9	40.3
12/04/2015 10:30:00 PM	3.8	40.7
12/04/2015 10:31:00 PM	4.2	41.4
12/04/2015 10:32:00 PM	4.0	42.5
12/04/2015 10:34:00 PM	3.7	39.9
12/04/2015 10:37:00 PM	3.8	40.5
12/04/2015 10:39:00 PM	3.8	44.4
12/04/2015 10:41:00 PM	4.2	46.4
12/04/2015 10:42:00 PM	4.4	41.2
12/04/2015 10:44:00 PM	4.0	44.4
12/04/2015 10:45:00 PM	3.6	40.8
12/04/2015 10:46:00 PM	4.5	41.2
12/04/2015 10:47:00 PM	3.8	40.2
12/04/2015 10:48:00 PM	4.1	39.5
12/04/2015 10:49:00 PM	3.7	39.7
12/04/2015 10:50:00 PM	3.8	39.1
12/04/2015 10:51:00 PM	3.6	39.5
12/04/2015 10:54:00 PM	3.9	40.1
12/04/2015 10:55:00 PM	3.9	39.2
12/04/2015 11:02:00 PM	3.7	38.3
12/04/2015 11:03:00 PM	4.0	37.5
12/04/2015 11:04:00 PM	3.9	38.1
12/04/2015 11:05:00 PM	3.7	38.5
12/04/2015 11:06:00 PM	3.9	39.2
12/04/2015 11:07:00 PM	4.3	39.7
12/04/2015 11:08:00 PM	4.0	39.3
12/04/2015 11:09:00 PM	4.0	40.6
12/04/2015 11:10:00 PM	3.7	39.7
12/04/2015 11:11:00 PM	4.1	40.4
12/04/2015 11:14:00 PM	4.0	40.4
12/04/2015 11:15:00 PM	3.6	40.5
12/04/2015 11:16:00 PM	3.8	39.6
12/04/2015 11:17:00 PM	3.7	40.1
12/04/2015 11:18:00 PM	3.9	39.5

12/04/2015 11:19:00 PM	3.9	39.4
12/04/2015 11:20:00 PM	3.8	40.1
12/04/2015 11:21:00 PM	3.7	40.0
12/04/2015 11:23:00 PM	3.5	39.3
12/04/2015 11:24:00 PM	3.6	39.6
12/04/2015 11:27:00 PM	3.9	39.1
12/04/2015 11:32:00 PM	3.8	39.2
12/04/2015 11:33:00 PM	3.8	40.3
12/04/2015 11:34:00 PM	4.2	40.8
12/04/2015 11:37:00 PM	3.9	40.4
12/04/2015 11:38:00 PM	3.6	40.5
12/04/2015 11:40:00 PM	4.2	48.4
12/04/2015 11:41:00 PM	4.2	40.4
12/04/2015 11:42:00 PM	4.2	40.8
12/04/2015 11:43:00 PM	4.6	40.4
12/04/2015 11:44:00 PM	4.1	41.3
12/04/2015 11:45:00 PM	4.0	39.9
12/04/2015 11:46:00 PM	4.1	40.0
12/04/2015 11:47:00 PM	4.2	39.8
12/04/2015 11:48:00 PM	4.4	40.7
12/04/2015 11:49:00 PM	3.9	39.5
12/04/2015 11:50:00 PM	4.1	40.1
12/04/2015 11:51:00 PM	4.1	39.9
12/04/2015 11:52:00 PM	4.1	40.6
12/04/2015 11:54:00 PM	3.9	39.3
12/04/2015 11:55:00 PM	4.0	39.6
12/04/2015 11:56:00 PM	4.0	40.0
12/04/2015 11:57:00 PM	3.9	47.9
12/04/2015 11:59:00 PM	3.8	40.3
12/05/2015 12:00:00 AM	4.1	40.0
12/05/2015 12:01:00 AM	3.9	39.7
12/05/2015 12:02:00 AM	4.3	39.0
12/05/2015 12:03:00 AM	4.1	40.2
12/05/2015 12:04:00 AM	4.0	40.5
12/05/2015 12:06:00 AM	4.0	42.2
12/05/2015 12:07:00 AM	3.8	40.0
12/05/2015 12:08:00 AM	3.8	41.2
12/05/2015 12:10:00 AM	3.8	39.7
12/05/2015 12:11:00 AM	3.9	39.3
12/05/2015 12:13:00 AM	3.7	38.7
12/05/2015 12:16:00 AM	3.8	38.3
12/05/2015 12:17:00 AM	3.6	39.3
12/05/2015 12:20:00 AM	3.6	40.4
12/05/2015 12:23:00 AM	3.7	38.7
12/05/2015 12:24:00 AM	3.7	39.3
12/05/2015 12:25:00 AM	3.8	38.8
12/05/2015 12:26:00 AM	3.7	38.5
12/05/2015 12:27:00 AM	4.1	38.8
12/05/2015 12:28:00 AM	4.1	38.9
12/05/2015 12:29:00 AM	4.1	39.1
12/05/2015 12:30:00 AM	4.0	39.8
12/05/2015 12:31:00 AM	3.7	40.8
12/05/2015 12:32:00 AM	3.8	38.7
12/05/2015 12:33:00 AM	3.8	38.8
12/05/2015 12:34:00 AM	4.1	39.0

12/05/2015 12:35:00 AM	4.0	39.1
12/05/2015 12:36:00 AM	4.3	38.9
12/05/2015 12:37:00 AM	4.3	40.1
12/05/2015 12:38:00 AM	3.7	39.5
12/05/2015 12:39:00 AM	4.0	38.8
12/05/2015 12:40:00 AM	4.0	39.0
12/05/2015 12:41:00 AM	3.8	39.0
12/05/2015 12:42:00 AM	3.8	38.7
12/05/2015 12:43:00 AM	3.8	39.2
12/05/2015 12:44:00 AM	3.8	38.2
12/05/2015 12:45:00 AM	3.9	38.7
12/05/2015 12:46:00 AM	3.7	39.0
12/05/2015 12:49:00 AM	3.6	37.1
12/05/2015 12:51:00 AM	3.8	37.6
12/05/2015 12:53:00 AM	3.7	37.5
12/05/2015 12:55:00 AM	3.6	37.5
12/05/2015 12:58:00 AM	3.5	38.9
12/05/2015 1:00:00 AM	3.8	38.5
12/05/2015 1:01:00 AM	3.7	38.2
12/05/2015 1:02:00 AM	3.9	37.8
12/05/2015 1:04:00 AM	3.8	38.5
12/05/2015 1:07:00 AM	3.6	37.3
12/05/2015 1:08:00 AM	3.7	37.6
12/05/2015 1:09:00 AM	3.5	37.4
12/05/2015 1:10:00 AM	3.7	38.3
12/05/2015 1:11:00 AM	3.6	37.8
12/05/2015 1:12:00 AM	3.8	38.3
12/05/2015 1:13:00 AM	4.2	38.6
12/05/2015 1:14:00 AM	4.3	39.9
12/05/2015 1:15:00 AM	4.1	39.5
12/05/2015 1:16:00 AM	4.0	39.1
12/05/2015 1:17:00 AM	4.0	44.2
12/05/2015 1:18:00 AM	4.0	39.6
12/05/2015 1:19:00 AM	3.8	38.0
12/05/2015 1:20:00 AM	3.7	38.4
12/05/2015 1:21:00 AM	3.9	37.8
12/05/2015 1:22:00 AM	3.7	37.9
12/05/2015 1:23:00 AM	3.9	37.7
12/05/2015 1:24:00 AM	3.8	37.8
12/05/2015 1:25:00 AM	3.6	37.6
12/05/2015 1:26:00 AM	3.7	38.0
12/05/2015 1:27:00 AM	4.0	38.2
12/05/2015 1:28:00 AM	3.7	38.8
12/05/2015 1:41:00 AM	3.5	36.7
12/05/2015 1:42:00 AM	3.6	36.3
12/05/2015 3:26:00 AM	3.5	37.2
12/05/2015 3:50:00 AM	3.7	36.0
12/05/2015 3:59:00 AM	3.8	37.5
12/05/2015 4:00:00 AM	3.6	37.8
12/05/2015 4:01:00 AM	3.8	36.6
12/05/2015 4:02:00 AM	3.7	37.3
12/05/2015 4:03:00 AM	3.7	36.2
12/05/2015 4:09:00 AM	3.8	37.0
12/05/2015 4:10:00 AM	3.6	35.7
12/05/2015 4:12:00 AM	3.8	36.2

12/05/2015 4:13:00 AM	3.7	37.1
12/05/2015 4:21:00 AM	4.0	37.5
12/05/2015 4:22:00 AM	3.7	36.0
12/05/2015 4:23:00 AM	3.9	38.2
12/05/2015 4:24:00 AM	4.1	38.8
12/05/2015 4:25:00 AM	4.2	41.1
12/05/2015 4:27:00 AM	3.8	36.9
12/05/2015 4:28:00 AM	3.8	37.5
12/05/2015 4:29:00 AM	4.0	37.9
12/05/2015 4:30:00 AM	3.7	38.1
12/05/2015 4:31:00 AM	3.8	36.1
12/05/2015 4:32:00 AM	3.8	38.6
12/05/2015 4:35:00 AM	3.9	37.9
12/05/2015 4:36:00 AM	3.9	38.7
12/05/2015 4:37:00 AM	3.7	40.0
12/05/2015 4:39:00 AM	3.8	38.7
12/05/2015 4:41:00 AM	4.4	38.8
12/05/2015 4:43:00 AM	3.8	44.7
12/05/2015 4:44:00 AM	3.7	38.8
12/05/2015 4:47:00 AM	4.0	36.9
12/05/2015 4:48:00 AM	3.7	39.1
12/05/2015 4:49:00 AM	4.6	40.0
12/05/2015 4:52:00 AM	3.8	36.8
12/05/2015 4:53:00 AM	4.2	38.9
12/05/2015 4:54:00 AM	3.7	40.9
12/05/2015 4:55:00 AM	4.1	37.8
12/05/2015 4:56:00 AM	4.9	41.3
12/05/2015 4:57:00 AM	4.3	40.8
12/05/2015 4:59:00 AM	4.5	47.5
12/05/2015 10:00:00 PM	4.4	39.7
12/05/2015 10:01:00 PM	4.0	40.4
12/05/2015 10:02:00 PM	4.0	38.5
12/05/2015 10:04:00 PM	3.9	38.4
12/05/2015 10:05:00 PM	4.0	39.5
12/05/2015 10:06:00 PM	4.7	40.4
12/05/2015 10:07:00 PM	4.7	39.9
12/05/2015 10:08:00 PM	4.1	40.7
12/05/2015 10:09:00 PM	4.1	39.5
12/05/2015 10:17:00 PM	3.6	37.5
12/05/2015 10:19:00 PM	3.6	39.7
12/05/2015 10:21:00 PM	3.9	39.6
12/05/2015 10:24:00 PM	3.5	38.8
12/05/2015 10:25:00 PM	4.3	40.6
12/05/2015 10:26:00 PM	4.4	39.6
12/05/2015 10:28:00 PM	4.3	41.7
12/05/2015 10:29:00 PM	4.4	41.0
12/05/2015 10:30:00 PM	3.8	39.6
12/05/2015 10:31:00 PM	4.2	37.8
12/05/2015 10:35:00 PM	4.2	47.8
12/05/2015 10:36:00 PM	3.9	39.3
12/05/2015 10:37:00 PM	4.8	38.8
12/05/2015 10:38:00 PM	4.0	39.7
12/05/2015 10:39:00 PM	4.0	38.6
12/05/2015 10:40:00 PM	3.6	36.8
12/05/2015 10:41:00 PM	3.7	43.8

12/05/2015 10:46:00 PM	3.5	36.9
12/05/2015 10:58:00 PM	4.4	41.2
12/05/2015 11:00:00 PM	3.7	38.1
12/05/2015 11:02:00 PM	4.1	39.1
12/05/2015 11:03:00 PM	4.2	39.0
12/05/2015 11:06:00 PM	3.5	38.3
12/05/2015 11:07:00 PM	4.0	39.0
12/05/2015 11:10:00 PM	3.6	37.8
12/05/2015 11:11:00 PM	3.7	38.8
12/05/2015 11:12:00 PM	3.8	37.5
12/05/2015 11:13:00 PM	4.0	37.2
12/05/2015 11:15:00 PM	3.6	38.2
12/05/2015 11:16:00 PM	4.3	37.2
12/05/2015 11:17:00 PM	4.0	40.8
12/05/2015 11:18:00 PM	4.0	39.2
12/05/2015 11:19:00 PM	3.9	38.7
12/05/2015 11:20:00 PM	4.5	39.4
12/05/2015 11:21:00 PM	4.3	38.8
12/05/2015 11:22:00 PM	4.7	48.8
12/05/2015 11:24:00 PM	4.7	42.4
12/05/2015 11:25:00 PM	4.9	43.0
12/05/2015 11:26:00 PM	3.9	40.4
12/05/2015 11:27:00 PM	4.7	42.1
12/05/2015 11:28:00 PM	4.1	39.3
12/05/2015 11:29:00 PM	4.1	40.3
12/05/2015 11:30:00 PM	3.6	38.3
12/05/2015 11:32:00 PM	4.0	37.0
12/05/2015 11:42:00 PM	3.7	37.6
12/05/2015 11:43:00 PM	4.1	37.9
12/05/2015 11:53:00 PM	4.3	37.9
12/05/2015 11:54:00 PM	4.0	38.2
12/05/2015 11:56:00 PM	3.7	40.9
12/06/2015 12:05:00 AM	3.6	37.0
12/06/2015 12:06:00 AM	4.5	38.4
12/06/2015 12:10:00 AM	3.5	37.2
12/06/2015 12:11:00 AM	3.8	38.3
12/06/2015 12:12:00 AM	4.0	37.4
12/06/2015 12:15:00 AM	4.2	38.2
12/06/2015 12:16:00 AM	4.0	42.0
12/06/2015 12:17:00 AM	3.8	38.5
12/06/2015 12:19:00 AM	3.9	38.1
12/06/2015 12:21:00 AM	4.6	41.5
12/06/2015 12:22:00 AM	4.2	37.3
12/06/2015 12:23:00 AM	4.5	39.3
12/06/2015 12:24:00 AM	3.6	37.8
12/06/2015 12:25:00 AM	4.2	39.4
12/06/2015 12:26:00 AM	4.1	42.3
12/06/2015 12:27:00 AM	3.8	36.6
12/06/2015 12:33:00 AM	4.7	36.3
12/06/2015 12:34:00 AM	4.3	39.6
12/06/2015 12:35:00 AM	4.7	39.4
12/06/2015 12:36:00 AM	5.0	42.9
12/06/2015 12:37:00 AM	3.8	40.2
12/06/2015 12:38:00 AM	3.8	37.5
12/06/2015 12:39:00 AM	3.8	39.2

12/06/2015 12:40:00 AM	4.0	38.7
12/06/2015 12:41:00 AM	3.8	37.0
12/06/2015 12:42:00 AM	4.1	38.5
12/06/2015 12:43:00 AM	3.6	38.4
12/06/2015 12:48:00 AM	3.5	37.0
12/06/2015 1:01:00 AM	3.6	37.5
12/06/2015 1:02:00 AM	4.3	37.0
12/06/2015 1:03:00 AM	4.4	41.9
12/06/2015 1:04:00 AM	3.9	39.0
12/06/2015 1:05:00 AM	3.7	38.2
12/06/2015 1:06:00 AM	4.5	39.6
12/06/2015 1:07:00 AM	4.0	39.4
12/06/2015 1:08:00 AM	4.4	40.1
12/06/2015 1:11:00 AM	3.6	36.5
12/06/2015 1:41:00 AM	3.7	36.3
12/06/2015 1:42:00 AM	3.6	37.4
12/06/2015 1:53:00 AM	3.6	36.8
12/06/2015 1:54:00 AM	3.9	37.3
12/06/2015 1:55:00 AM	3.9	37.4
12/06/2015 1:57:00 AM	4.1	37.6
12/06/2015 1:58:00 AM	4.3	38.5
12/06/2015 2:04:00 AM	4.2	35.9
12/06/2015 2:05:00 AM	3.7	37.9
12/06/2015 2:06:00 AM	3.6	37.0
12/06/2015 2:09:00 AM	3.8	37.5
12/06/2015 2:12:00 AM	3.6	34.7
12/06/2015 3:54:00 AM	3.5	36.3
12/06/2015 3:55:00 AM	3.7	36.6
12/06/2015 4:01:00 AM	3.7	37.4
12/06/2015 4:03:00 AM	4.2	35.7
12/06/2015 4:04:00 AM	3.7	38.3
12/06/2015 4:05:00 AM	3.8	36.2
12/06/2015 4:06:00 AM	3.5	35.5
12/06/2015 4:08:00 AM	3.8	35.8
12/06/2015 4:09:00 AM	4.1	38.1
12/06/2015 4:11:00 AM	3.6	37.7
12/06/2015 4:13:00 AM	3.5	36.7
12/06/2015 4:14:00 AM	3.8	38.3
12/06/2015 11:15:00 PM	3.5	36.2
12/06/2015 11:42:00 PM	3.7	35.7
12/06/2015 11:43:00 PM	4.0	37.0
12/06/2015 11:44:00 PM	3.8	36.5
12/06/2015 11:47:00 PM	4.0	37.9
12/06/2015 11:48:00 PM	4.6	37.9
12/06/2015 11:49:00 PM	4.8	42.0
12/06/2015 11:50:00 PM	5.3	42.7
12/06/2015 11:51:00 PM	4.8	41.8
12/06/2015 11:52:00 PM	5.2	40.5
12/06/2015 11:53:00 PM	5.0	43.2
12/06/2015 11:54:00 PM	4.9	41.7
12/06/2015 11:55:00 PM	5.2	41.5
12/06/2015 11:56:00 PM	4.9	43.5
12/06/2015 11:57:00 PM	5.3	44.8
12/06/2015 11:58:00 PM	4.7	44.2
12/06/2015 11:59:00 PM	4.9	42.5

12/07/2015 12:00:00 AM	4.7	41.3
12/07/2015 12:01:00 AM	4.7	41.0
12/07/2015 12:02:00 AM	4.6	39.7
12/07/2015 12:03:00 AM	5.1	42.6
12/07/2015 12:04:00 AM	4.9	43.6
12/07/2015 12:05:00 AM	4.7	42.3
12/07/2015 12:06:00 AM	4.9	42.8
12/07/2015 12:07:00 AM	4.4	42.9
12/07/2015 12:08:00 AM	4.4	40.3
12/07/2015 12:09:00 AM	4.2	40.5
12/07/2015 12:10:00 AM	4.2	40.8
12/07/2015 12:11:00 AM	4.0	38.3
12/07/2015 12:12:00 AM	3.7	38.2
12/07/2015 12:13:00 AM	3.7	38.6
12/07/2015 10:22:00 PM	3.9	36.8
12/07/2015 10:23:00 PM	3.7	36.2
12/07/2015 10:24:00 PM	3.7	36.8
12/07/2015 10:25:00 PM	3.6	37.0
12/07/2015 10:29:00 PM	3.8	36.4
12/07/2015 10:30:00 PM	4.1	37.2
12/07/2015 10:34:00 PM	3.8	36.5
12/08/2015 11:56:00 PM	3.5	36.0
12/08/2015 11:58:00 PM	3.5	38.0
12/09/2015 12:01:00 AM	3.5	37.7
12/09/2015 1:00:00 AM	3.7	37.0
12/09/2015 1:06:00 AM	4.0	39.3
12/09/2015 1:07:00 AM	4.3	38.5
12/09/2015 1:08:00 AM	3.6	38.5
12/09/2015 1:09:00 AM	4.4	39.2
12/09/2015 1:10:00 AM	4.5	40.5
12/09/2015 1:11:00 AM	4.3	39.4
12/09/2015 1:12:00 AM	3.9	38.6
12/09/2015 1:13:00 AM	3.5	38.3
12/09/2015 1:14:00 AM	3.9	37.1
12/09/2015 1:16:00 AM	3.7	37.9
12/09/2015 1:17:00 AM	4.1	39.1
12/09/2015 1:18:00 AM	4.0	37.0
12/09/2015 1:19:00 AM	3.9	38.0
12/09/2015 1:20:00 AM	4.1	37.0
12/09/2015 1:21:00 AM	4.7	39.2
12/09/2015 1:22:00 AM	3.7	39.8
12/09/2015 1:23:00 AM	4.5	38.6
12/09/2015 1:24:00 AM	3.8	38.3
12/09/2015 1:25:00 AM	3.9	37.5
12/09/2015 1:26:00 AM	3.8	37.5
12/09/2015 1:27:00 AM	3.9	36.9
12/09/2015 1:30:00 AM	4.2	37.5
12/09/2015 1:31:00 AM	4.2	39.4
12/09/2015 1:36:00 AM	3.7	37.6
12/09/2015 1:41:00 AM	3.6	36.7
12/09/2015 1:42:00 AM	3.6	36.4
12/09/2015 1:43:00 AM	3.8	37.8
12/09/2015 1:56:00 AM	3.7	37.6
12/09/2015 1:57:00 AM	3.7	37.1
12/09/2015 1:58:00 AM	3.7	36.8

12/09/2015 2:00:00 AM	3.5	37.2
12/09/2015 2:01:00 AM	3.5	39.3
12/09/2015 2:02:00 AM	3.8	37.7
12/09/2015 2:04:00 AM	3.6	37.6
12/09/2015 2:05:00 AM	3.6	37.5
12/09/2015 2:06:00 AM	3.6	37.3
12/09/2015 2:09:00 AM	3.7	36.0
12/09/2015 2:11:00 AM	3.5	37.9
12/09/2015 2:12:00 AM	3.6	37.9
12/09/2015 2:39:00 AM	3.5	39.3
12/09/2015 2:50:00 AM	3.7	40.0
12/09/2015 2:57:00 AM	3.8	38.6
12/09/2015 3:01:00 AM	4.1	36.2
12/09/2015 3:02:00 AM	4.0	39.4
12/09/2015 3:03:00 AM	3.8	42.0
12/09/2015 3:05:00 AM	3.8	38.0
12/09/2015 3:06:00 AM	4.0	39.3
12/09/2015 3:09:00 AM	3.6	37.9
12/09/2015 3:11:00 AM	3.8	38.3
12/09/2015 3:12:00 AM	3.7	38.5
12/09/2015 3:13:00 AM	3.8	37.7
12/09/2015 3:14:00 AM	3.6	39.1
12/09/2015 3:16:00 AM	3.6	38.2
12/09/2015 3:17:00 AM	3.7	38.4
12/09/2015 3:19:00 AM	3.9	37.6
12/09/2015 3:21:00 AM	3.5	38.8
12/09/2015 3:22:00 AM	3.9	38.4
12/09/2015 4:49:00 AM	3.7	38.5
12/09/2015 4:57:00 AM	4.0	38.4
12/09/2015 10:01:00 PM	3.6	39.0
12/09/2015 10:03:00 PM	4.0	45.5
12/09/2015 10:04:00 PM	3.7	37.2
12/09/2015 10:05:00 PM	4.1	37.5
12/09/2015 10:09:00 PM	3.7	37.2
12/09/2015 10:34:00 PM	3.6	37.2
12/09/2015 10:35:00 PM	3.8	36.1
12/09/2015 10:46:00 PM	3.7	36.9
12/10/2015 3:35:00 AM	3.6	36.6
12/10/2015 3:36:00 AM	3.7	36.3
12/10/2015 3:37:00 AM	3.7	37.3
12/10/2015 3:49:00 AM	3.5	37.7
12/10/2015 3:50:00 AM	3.6	37.5
12/10/2015 3:51:00 AM	3.6	36.7
12/10/2015 3:54:00 AM	3.8	37.6
12/10/2015 3:55:00 AM	3.9	37.6
12/10/2015 3:56:00 AM	3.5	38.0
12/10/2015 4:00:00 AM	3.5	38.0
12/10/2015 4:01:00 AM	3.7	37.7
12/10/2015 4:04:00 AM	3.6	39.9
12/10/2015 4:06:00 AM	3.6	39.2
12/10/2015 4:08:00 AM	3.7	39.7
12/10/2015 4:12:00 AM	3.8	39.3
12/10/2015 4:24:00 AM	3.8	40.3
12/10/2015 4:26:00 AM	3.7	40.6
12/10/2015 4:27:00 AM	3.7	40.9

12/10/2015 4:28:00 AM	3.9	41.0
12/10/2015 4:29:00 AM	3.7	40.8
12/10/2015 4:30:00 AM	4.0	41.2
12/10/2015 4:31:00 AM	3.7	41.3
12/10/2015 4:32:00 AM	3.6	41.4
12/10/2015 4:34:00 AM	3.6	41.7
12/10/2015 4:36:00 AM	3.6	41.1
12/10/2015 4:39:00 AM	3.6	40.4
12/10/2015 10:07:00 PM	7.4	54.7
12/10/2015 10:12:00 PM	6.6	54.6
12/10/2015 10:14:00 PM	7.0	52.7
12/11/2015 12:29:00 AM	7.0	54.3
12/11/2015 12:31:00 AM	7.2	54.3
12/11/2015 12:38:00 AM	7.4	51.1
12/11/2015 12:40:00 AM	7.3	54.7
12/11/2015 12:41:00 AM	7.2	54.5
12/11/2015 1:02:00 AM	6.8	52.4
12/11/2015 1:03:00 AM	6.5	52.5
12/11/2015 1:07:00 AM	7.1	54.1
12/11/2015 1:13:00 AM	7.4	53.2
12/11/2015 2:48:00 AM	4.5	42.4
12/11/2015 2:49:00 AM	4.6	39.9
12/11/2015 2:50:00 AM	4.6	40.1
12/11/2015 2:51:00 AM	4.6	40.8
12/11/2015 2:52:00 AM	4.7	40.7
12/11/2015 2:53:00 AM	4.5	42.0
12/11/2015 2:54:00 AM	5.0	40.0
12/11/2015 2:55:00 AM	4.5	41.5
12/11/2015 2:56:00 AM	4.2	41.5
12/11/2015 2:57:00 AM	4.2	39.2
12/11/2015 2:58:00 AM	4.5	38.8
12/11/2015 2:59:00 AM	4.8	40.3
12/11/2015 3:00:00 AM	4.6	40.0
12/11/2015 3:01:00 AM	5.2	42.4
12/11/2015 3:02:00 AM	4.7	43.3
12/11/2015 3:03:00 AM	4.9	41.0
12/11/2015 3:04:00 AM	5.0	43.5
12/11/2015 3:05:00 AM	4.8	40.9
12/11/2015 3:06:00 AM	4.2	39.3
12/11/2015 3:07:00 AM	4.8	39.2
12/11/2015 3:08:00 AM	5.2	45.0
12/11/2015 3:09:00 AM	4.4	41.5
12/11/2015 3:11:00 AM	4.9	42.4
12/11/2015 3:12:00 AM	4.5	42.9
12/11/2015 3:13:00 AM	4.3	40.5
12/11/2015 3:15:00 AM	4.9	42.8
12/11/2015 3:16:00 AM	4.8	43.3
12/11/2015 3:17:00 AM	5.0	41.3
12/11/2015 3:18:00 AM	5.0	43.7
12/11/2015 3:20:00 AM	4.7	42.5
12/11/2015 3:21:00 AM	5.2	42.1
12/11/2015 3:22:00 AM	4.8	40.4
12/11/2015 3:23:00 AM	5.2	43.7
12/11/2015 3:25:00 AM	4.9	43.7
12/11/2015 3:26:00 AM	4.9	40.7

12/11/2015 3:27:00 AM	5.5	42.2
12/11/2015 3:28:00 AM	5.1	43.5
12/11/2015 3:29:00 AM	5.7	45.3
12/11/2015 3:30:00 AM	4.9	44.7
12/11/2015 3:32:00 AM	4.8	42.7
12/11/2015 3:33:00 AM	5.1	43.4
12/11/2015 3:34:00 AM	4.4	41.3
12/11/2015 3:35:00 AM	4.5	40.3
12/11/2015 3:37:00 AM	5.5	50.3
12/11/2015 3:38:00 AM	4.4	42.1
12/11/2015 3:39:00 AM	4.6	40.7
12/11/2015 3:40:00 AM	5.9	44.4
12/11/2015 3:41:00 AM	5.6	45.3
12/11/2015 3:42:00 AM	5.0	44.2
12/11/2015 3:43:00 AM	4.4	41.7
12/11/2015 3:44:00 AM	4.9	39.8
12/11/2015 3:45:00 AM	5.6	44.5
12/11/2015 3:46:00 AM	5.3	42.8
12/11/2015 3:47:00 AM	5.9	44.3
12/11/2015 3:48:00 AM	5.1	47.5
12/11/2015 3:49:00 AM	6.8	49.1
12/11/2015 3:50:00 AM	6.1	49.1
12/11/2015 3:51:00 AM	6.3	49.9
12/11/2015 3:52:00 AM	6.0	47.9
12/11/2015 3:54:00 AM	5.2	46.0
12/11/2015 3:55:00 AM	5.6	44.5
12/11/2015 3:56:00 AM	5.4	45.7
12/11/2015 3:57:00 AM	4.7	41.6
12/11/2015 3:58:00 AM	5.3	43.2
12/11/2015 3:59:00 AM	5.5	47.3
12/11/2015 4:00:00 AM	6.2	45.1
12/11/2015 4:02:00 AM	6.8	47.2
12/11/2015 4:04:00 AM	6.4	46.7
12/11/2015 4:06:00 AM	6.1	50.9
12/11/2015 4:07:00 AM	5.8	45.6
12/11/2015 4:08:00 AM	5.6	48.4
12/11/2015 4:09:00 AM	5.4	45.3
12/11/2015 4:10:00 AM	6.5	45.7
12/11/2015 4:11:00 AM	5.7	50.0
12/11/2015 4:12:00 AM	5.8	46.9
12/11/2015 4:13:00 AM	6.6	49.5
12/11/2015 4:14:00 AM	6.1	49.5
12/11/2015 4:15:00 AM	5.9	49.6
12/11/2015 4:16:00 AM	5.6	44.5
12/11/2015 4:17:00 AM	5.7	43.9
12/11/2015 4:20:00 AM	5.6	47.5
12/11/2015 4:21:00 AM	6.2	48.5
12/11/2015 4:22:00 AM	5.9	49.0
12/11/2015 4:23:00 AM	6.4	48.9
12/11/2015 4:24:00 AM	7.0	51.0
12/11/2015 4:26:00 AM	6.0	49.1
12/11/2015 4:27:00 AM	6.0	48.5
12/11/2015 4:28:00 AM	5.8	49.8
12/11/2015 4:29:00 AM	6.5	50.2
12/11/2015 4:30:00 AM	7.2	52.2

12/11/2015 4:32:00 AM	6.5	51.6
12/11/2015 4:33:00 AM	6.3	49.8
12/13/2015 10:01:00 PM	4.2	42.0
12/13/2015 10:03:00 PM	3.8	39.7
12/13/2015 10:04:00 PM	3.6	39.1
12/13/2015 10:05:00 PM	3.6	40.7
12/13/2015 10:06:00 PM	3.7	40.2
12/13/2015 10:10:00 PM	3.5	39.6
12/13/2015 10:11:00 PM	4.1	39.5
12/13/2015 10:13:00 PM	3.9	39.7
12/13/2015 10:14:00 PM	4.0	38.7
12/13/2015 10:15:00 PM	3.7	39.5
12/13/2015 10:16:00 PM	4.3	40.1
12/13/2015 10:17:00 PM	3.8	40.2
12/13/2015 10:18:00 PM	4.1	41.1
12/13/2015 10:29:00 PM	3.8	39.0
12/13/2015 10:38:00 PM	4.2	43.1
12/13/2015 10:39:00 PM	4.0	39.9
12/13/2015 10:40:00 PM	3.8	40.3
12/13/2015 10:41:00 PM	3.8	39.3
12/13/2015 10:42:00 PM	3.9	40.0
12/13/2015 10:43:00 PM	4.4	41.3
12/13/2015 10:45:00 PM	4.4	42.5
12/13/2015 10:46:00 PM	4.4	40.3
12/13/2015 10:47:00 PM	5.4	43.8
12/13/2015 10:48:00 PM	5.0	45.0
12/13/2015 10:49:00 PM	4.7	43.5
12/13/2015 10:50:00 PM	4.4	43.3
12/13/2015 10:51:00 PM	3.8	40.2
12/13/2015 10:53:00 PM	4.0	40.1
12/13/2015 10:54:00 PM	3.7	42.4
12/13/2015 10:55:00 PM	3.7	38.9
12/13/2015 10:56:00 PM	3.9	39.9
12/13/2015 10:57:00 PM	4.0	39.2
12/13/2015 10:59:00 PM	4.8	42.1
12/13/2015 11:01:00 PM	4.2	41.1
12/13/2015 11:03:00 PM	4.2	41.9
12/13/2015 11:04:00 PM	4.1	41.6
12/13/2015 11:05:00 PM	4.0	41.9
12/13/2015 11:06:00 PM	4.5	40.7
12/13/2015 11:07:00 PM	4.1	41.2
12/13/2015 11:08:00 PM	3.8	40.6
12/13/2015 11:10:00 PM	3.6	39.6
12/13/2015 11:11:00 PM	4.5	41.3
12/13/2015 11:15:00 PM	3.6	43.0
12/13/2015 11:16:00 PM	4.2	41.6
12/13/2015 11:17:00 PM	3.9	39.1
12/13/2015 11:18:00 PM	3.8	39.6
12/13/2015 11:19:00 PM	3.7	40.2
12/13/2015 11:21:00 PM	4.2	39.9
12/13/2015 11:22:00 PM	3.9	39.8
12/13/2015 11:24:00 PM	3.9	38.8
12/13/2015 11:25:00 PM	4.5	42.8
12/13/2015 11:26:00 PM	4.0	41.9
12/13/2015 11:28:00 PM	4.0	41.2

12/13/2015 11:29:00 PM	4.3	41.4
12/13/2015 11:30:00 PM	4.6	43.7
12/13/2015 11:31:00 PM	4.5	42.5
12/13/2015 11:32:00 PM	3.5	42.3
12/13/2015 11:33:00 PM	4.0	40.2
12/13/2015 11:34:00 PM	4.2	41.7
12/13/2015 11:35:00 PM	3.8	40.8
12/13/2015 11:36:00 PM	4.4	40.3
12/13/2015 11:37:00 PM	4.5	40.7
12/13/2015 11:38:00 PM	3.7	40.1
12/13/2015 11:41:00 PM	4.7	39.5
12/13/2015 11:42:00 PM	5.3	42.2
12/13/2015 11:43:00 PM	3.9	43.2
12/13/2015 11:47:00 PM	3.6	39.4
12/13/2015 11:48:00 PM	4.5	41.2
12/13/2015 11:49:00 PM	5.4	43.9
12/13/2015 11:50:00 PM	5.6	46.0
12/13/2015 11:51:00 PM	5.9	48.6
12/13/2015 11:52:00 PM	5.9	47.7
12/13/2015 11:53:00 PM	5.3	44.9
12/13/2015 11:54:00 PM	5.0	46.1
12/13/2015 11:56:00 PM	5.4	47.4
12/13/2015 11:57:00 PM	5.0	47.9
12/13/2015 11:58:00 PM	4.8	44.6
12/13/2015 11:59:00 PM	4.3	43.3
12/14/2015 12:01:00 AM	4.0	44.6
12/14/2015 12:02:00 AM	4.0	41.3
12/14/2015 12:03:00 AM	4.5	43.3
12/14/2015 12:04:00 AM	5.2	44.0
12/14/2015 12:05:00 AM	4.2	44.4
12/14/2015 12:06:00 AM	4.2	40.9
12/14/2015 12:07:00 AM	3.7	40.6
12/14/2015 12:08:00 AM	4.3	43.6
12/14/2015 12:09:00 AM	3.6	40.9
12/14/2015 12:10:00 AM	3.9	40.7
12/14/2015 12:11:00 AM	4.0	41.4
12/14/2015 12:12:00 AM	3.8	40.2
12/14/2015 12:13:00 AM	3.8	38.9
12/14/2015 12:15:00 AM	4.3	39.0
12/14/2015 12:16:00 AM	3.7	41.2
12/14/2015 12:18:00 AM	3.7	38.1
12/14/2015 12:19:00 AM	3.8	37.7
12/14/2015 12:20:00 AM	4.0	40.1
12/14/2015 12:23:00 AM	3.7	40.3
12/14/2015 12:24:00 AM	3.7	38.6
12/14/2015 12:25:00 AM	3.5	38.8
12/14/2015 12:27:00 AM	4.1	39.7
12/14/2015 12:28:00 AM	4.4	43.0
12/14/2015 12:29:00 AM	4.8	43.1
12/14/2015 12:30:00 AM	4.2	42.2
12/14/2015 12:31:00 AM	4.4	41.2
12/14/2015 12:32:00 AM	4.0	42.2
12/14/2015 12:33:00 AM	3.8	40.3
12/14/2015 12:34:00 AM	3.6	41.5
12/14/2015 12:35:00 AM	4.1	41.4

12/14/2015 12:36:00 AM	4.1	40.9
12/14/2015 12:37:00 AM	3.7	40.6
12/14/2015 12:40:00 AM	3.8	39.7
12/14/2015 12:41:00 AM	4.2	41.0
12/14/2015 12:42:00 AM	3.9	39.6
12/14/2015 12:43:00 AM	4.1	38.6
12/14/2015 12:44:00 AM	3.7	39.3
12/14/2015 12:46:00 AM	4.2	40.0
12/14/2015 12:47:00 AM	4.1	39.3
12/14/2015 12:48:00 AM	4.6	43.1
12/14/2015 12:49:00 AM	3.8	38.4
12/14/2015 12:50:00 AM	4.1	40.2
12/14/2015 12:51:00 AM	4.3	39.8
12/14/2015 12:53:00 AM	3.9	39.8
12/14/2015 12:54:00 AM	3.7	40.8
12/14/2015 12:55:00 AM	3.9	40.7
12/14/2015 12:56:00 AM	4.2	41.2
12/14/2015 12:57:00 AM	4.2	40.9
12/14/2015 1:00:00 AM	4.0	43.7
12/14/2015 1:01:00 AM	5.0	44.4
12/14/2015 1:02:00 AM	3.6	43.7
12/14/2015 1:03:00 AM	4.8	42.2
12/14/2015 1:05:00 AM	4.7	42.6
12/14/2015 1:07:00 AM	4.4	41.1
12/14/2015 1:08:00 AM	4.2	41.3
12/14/2015 1:11:00 AM	3.8	40.6
12/14/2015 1:12:00 AM	4.0	40.7
12/14/2015 1:13:00 AM	3.9	40.1
12/14/2015 1:14:00 AM	4.1	39.6
12/14/2015 1:15:00 AM	4.1	39.7
12/14/2015 1:17:00 AM	3.7	39.1
12/14/2015 1:18:00 AM	3.6	39.5
12/14/2015 1:19:00 AM	3.5	39.8
12/14/2015 1:20:00 AM	3.8	39.3
12/14/2015 1:21:00 AM	4.5	43.8
12/14/2015 1:22:00 AM	4.2	41.6
12/14/2015 1:23:00 AM	4.3	40.7
12/14/2015 1:24:00 AM	4.5	42.1
12/14/2015 1:25:00 AM	4.1	40.1
12/14/2015 1:26:00 AM	4.7	42.7
12/14/2015 1:27:00 AM	4.6	41.7
12/14/2015 1:28:00 AM	3.5	39.8
12/14/2015 1:29:00 AM	3.7	39.3
12/14/2015 1:30:00 AM	4.2	39.8
12/14/2015 1:31:00 AM	4.2	41.5
12/14/2015 1:33:00 AM	3.9	39.5
12/14/2015 1:34:00 AM	3.9	40.8
12/14/2015 1:35:00 AM	3.6	39.5
12/14/2015 1:37:00 AM	3.8	39.1
12/14/2015 1:38:00 AM	4.0	40.4
12/14/2015 1:39:00 AM	4.0	41.7
12/14/2015 1:40:00 AM	3.6	38.9
12/14/2015 1:44:00 AM	4.1	41.8
12/14/2015 1:45:00 AM	4.4	40.3
12/14/2015 1:46:00 AM	4.2	42.1

12/14/2015 1:47:00 AM	3.6	39.4
12/14/2015 1:48:00 AM	3.5	39.6
12/14/2015 1:52:00 AM	3.9	40.8
12/14/2015 1:54:00 AM	3.6	39.0
12/14/2015 1:55:00 AM	4.0	40.8
12/14/2015 1:56:00 AM	5.1	44.1
12/14/2015 1:57:00 AM	4.1	42.4
12/14/2015 1:58:00 AM	3.8	39.7
12/14/2015 1:59:00 AM	4.1	41.1
12/14/2015 2:01:00 AM	4.3	41.8
12/14/2015 2:02:00 AM	3.9	40.9
12/14/2015 2:03:00 AM	3.8	40.2
12/14/2015 2:04:00 AM	4.4	41.3
12/14/2015 2:05:00 AM	4.0	40.7
12/14/2015 2:06:00 AM	3.9	40.1
12/14/2015 2:07:00 AM	3.7	39.7
12/14/2015 2:08:00 AM	3.6	38.8
12/14/2015 2:09:00 AM	3.9	39.7
12/14/2015 2:10:00 AM	3.8	40.7
12/14/2015 2:14:00 AM	3.8	39.3
12/14/2015 2:17:00 AM	3.7	38.8
12/14/2015 2:19:00 AM	3.8	38.9
12/14/2015 2:20:00 AM	3.9	39.2
12/14/2015 2:21:00 AM	4.1	39.1
12/14/2015 2:22:00 AM	3.7	39.1
12/14/2015 2:30:00 AM	3.7	40.1
12/14/2015 2:33:00 AM	3.8	45.3
12/14/2015 2:37:00 AM	3.8	40.7
12/14/2015 2:38:00 AM	3.6	38.6
12/14/2015 2:48:00 AM	3.5	38.8
12/14/2015 2:54:00 AM	4.1	40.1
12/14/2015 2:55:00 AM	3.6	39.7
12/14/2015 2:57:00 AM	3.6	39.7
12/14/2015 3:00:00 AM	4.1	41.8
12/14/2015 3:01:00 AM	4.5	40.7
12/14/2015 3:02:00 AM	4.3	41.7
12/14/2015 3:03:00 AM	3.8	39.2
12/14/2015 3:04:00 AM	3.8	40.6
12/14/2015 3:09:00 AM	3.6	40.8
12/14/2015 3:12:00 AM	3.6	40.2
12/14/2015 3:24:00 AM	3.8	39.7
12/14/2015 3:30:00 AM	3.6	39.5
12/14/2015 3:38:00 AM	3.7	38.9
12/14/2015 3:41:00 AM	3.7	39.2
12/14/2015 3:52:00 AM	3.6	38.6
12/14/2015 3:53:00 AM	3.5	38.5
12/14/2015 3:56:00 AM	3.5	38.9
12/14/2015 3:57:00 AM	3.7	39.1
12/14/2015 4:01:00 AM	3.8	38.3
12/14/2015 4:02:00 AM	3.5	38.9
12/14/2015 4:03:00 AM	3.7	39.1
12/14/2015 4:04:00 AM	4.1	40.2
12/14/2015 4:05:00 AM	3.7	41.1
12/14/2015 4:08:00 AM	3.5	39.1
12/14/2015 4:09:00 AM	3.5	38.8

12/14/2015 4:10:00 AM	3.7	40.0
12/14/2015 4:12:00 AM	3.7	38.9
12/14/2015 4:13:00 AM	3.8	39.7
12/14/2015 4:14:00 AM	3.7	39.2
12/14/2015 4:16:00 AM	3.9	41.9
12/14/2015 4:17:00 AM	4.0	40.5
12/14/2015 4:18:00 AM	3.8	39.9
12/14/2015 4:21:00 AM	4.4	40.7
12/14/2015 4:22:00 AM	4.7	44.7
12/14/2015 4:23:00 AM	4.2	40.9
12/14/2015 4:24:00 AM	3.7	39.7
12/14/2015 4:25:00 AM	3.9	40.7
12/14/2015 4:26:00 AM	4.3	41.6
12/14/2015 4:27:00 AM	4.2	40.0
12/14/2015 4:29:00 AM	3.8	42.3
12/14/2015 4:30:00 AM	4.0	41.6
12/14/2015 4:31:00 AM	5.6	45.5
12/14/2015 4:32:00 AM	4.5	43.6
12/14/2015 4:34:00 AM	4.6	42.2
12/14/2015 4:35:00 AM	3.8	41.0
12/14/2015 4:37:00 AM	3.9	40.4
12/14/2015 4:38:00 AM	3.6	39.3
12/14/2015 4:39:00 AM	3.7	39.8
12/14/2015 4:42:00 AM	3.5	39.1
12/14/2015 4:43:00 AM	3.7	39.0
12/14/2015 4:44:00 AM	3.6	40.1
12/14/2015 4:45:00 AM	3.6	39.3
12/14/2015 4:46:00 AM	4.0	40.8
12/14/2015 4:47:00 AM	4.3	41.6
12/14/2015 4:48:00 AM	3.8	40.7
12/14/2015 4:49:00 AM	5.0	41.7
12/14/2015 4:50:00 AM	4.4	40.4
12/14/2015 4:51:00 AM	4.1	39.7
12/14/2015 4:52:00 AM	4.2	39.5
12/14/2015 4:55:00 AM	4.1	40.5
12/14/2015 4:56:00 AM	4.2	40.2
12/14/2015 4:57:00 AM	4.3	41.1
12/14/2015 4:58:00 AM	4.8	42.9
12/14/2015 4:59:00 AM	4.6	42.1
12/14/2015 10:01:00 PM	6.7	52.2
12/14/2015 10:02:00 PM	5.5	50.2
12/14/2015 10:03:00 PM	5.9	47.9
12/14/2015 10:04:00 PM	5.8	48.4
12/14/2015 10:08:00 PM	7.4	53.3
12/14/2015 10:16:00 PM	6.2	51.1
12/14/2015 10:18:00 PM	6.0	50.4
12/14/2015 10:19:00 PM	6.1	51.2
12/14/2015 10:22:00 PM	6.0	50.5
12/14/2015 10:23:00 PM	5.6	50.8
12/14/2015 10:24:00 PM	5.8	45.2
12/14/2015 10:26:00 PM	5.9	52.1
12/14/2015 10:28:00 PM	5.3	45.5
12/14/2015 10:29:00 PM	6.1	51.5
12/14/2015 10:30:00 PM	6.2	51.7
12/14/2015 10:33:00 PM	5.7	51.4

12/14/2015 10:34:00 PM	5.9	49.5
12/14/2015 10:35:00 PM	5.0	47.6
12/14/2015 10:37:00 PM	5.1	48.0
12/14/2015 10:39:00 PM	5.8	48.6
12/14/2015 10:40:00 PM	6.1	50.1
12/14/2015 10:41:00 PM	4.9	45.4
12/14/2015 10:42:00 PM	5.5	45.7
12/14/2015 10:44:00 PM	5.3	49.5
12/14/2015 10:45:00 PM	7.0	54.5
12/14/2015 10:50:00 PM	6.7	52.3
12/14/2015 10:51:00 PM	5.9	52.1
12/14/2015 10:52:00 PM	6.3	51.7
12/14/2015 10:53:00 PM	5.6	49.9
12/14/2015 10:55:00 PM	5.4	48.7
12/14/2015 10:56:00 PM	5.3	45.4
12/14/2015 10:57:00 PM	6.9	53.8
12/14/2015 10:59:00 PM	6.5	50.3
12/14/2015 11:03:00 PM	6.0	51.2
12/14/2015 11:04:00 PM	5.6	49.8
12/14/2015 11:05:00 PM	5.9	50.0
12/14/2015 11:07:00 PM	5.3	51.1
12/14/2015 11:08:00 PM	5.8	48.4
12/14/2015 11:09:00 PM	5.9	50.2
12/14/2015 11:10:00 PM	4.9	43.2
12/14/2015 11:11:00 PM	5.1	44.3
12/14/2015 11:14:00 PM	5.3	47.0
12/14/2015 11:15:00 PM	5.5	47.7
12/14/2015 11:16:00 PM	4.6	46.3
12/14/2015 11:17:00 PM	4.8	43.5
12/14/2015 11:18:00 PM	5.4	48.7
12/14/2015 11:19:00 PM	5.9	50.2
12/14/2015 11:20:00 PM	5.4	49.5
12/14/2015 11:21:00 PM	4.3	43.2
12/14/2015 11:25:00 PM	5.7	46.3
12/14/2015 11:26:00 PM	5.9	51.5
12/14/2015 11:27:00 PM	5.6	47.3
12/14/2015 11:28:00 PM	6.2	50.0
12/14/2015 11:29:00 PM	6.6	50.8
12/14/2015 11:30:00 PM	5.8	52.0
12/14/2015 11:31:00 PM	4.6	42.7
12/14/2015 11:32:00 PM	4.4	43.0
12/14/2015 11:33:00 PM	5.4	44.2
12/14/2015 11:34:00 PM	4.8	45.3
12/14/2015 11:35:00 PM	6.0	49.3
12/14/2015 11:37:00 PM	4.8	44.7
12/14/2015 11:38:00 PM	4.2	41.6
12/14/2015 11:39:00 PM	5.1	46.6
12/14/2015 11:40:00 PM	5.5	46.9
12/14/2015 11:41:00 PM	5.5	49.8
12/14/2015 11:44:00 PM	4.6	38.9
12/14/2015 11:45:00 PM	5.0	47.8
12/14/2015 11:46:00 PM	6.3	51.1
12/14/2015 11:47:00 PM	5.4	46.8
12/14/2015 11:48:00 PM	4.3	44.5
12/14/2015 11:49:00 PM	5.0	43.7

12/14/2015 11:50:00 PM	4.5	43.1
12/14/2015 11:51:00 PM	3.7	38.2
12/14/2015 11:52:00 PM	4.0	39.8
12/14/2015 11:53:00 PM	4.3	40.9
12/14/2015 11:54:00 PM	4.7	40.3
12/14/2015 11:55:00 PM	4.6	42.6
12/14/2015 11:56:00 PM	4.8	45.4
12/14/2015 11:57:00 PM	4.6	43.0
12/14/2015 11:58:00 PM	5.1	45.1
12/14/2015 11:59:00 PM	4.7	43.5
12/15/2015 12:01:00 AM	4.3	42.7
12/15/2015 12:02:00 AM	4.9	41.5
12/15/2015 12:03:00 AM	4.7	44.2
12/15/2015 12:04:00 AM	5.2	44.0
12/15/2015 12:05:00 AM	4.6	42.1
12/15/2015 12:06:00 AM	4.3	41.2
12/15/2015 12:07:00 AM	4.5	42.9
12/15/2015 12:08:00 AM	4.6	41.7
12/15/2015 12:09:00 AM	5.3	45.3
12/15/2015 12:10:00 AM	4.9	43.7
12/15/2015 12:11:00 AM	5.1	43.4
12/15/2015 12:12:00 AM	4.4	42.6
12/15/2015 12:13:00 AM	4.5	42.8
12/15/2015 12:14:00 AM	4.4	39.0
12/15/2015 12:16:00 AM	4.8	46.1
12/15/2015 12:17:00 AM	4.5	42.1
12/15/2015 12:18:00 AM	4.3	39.5
12/15/2015 12:19:00 AM	4.0	42.2
12/15/2015 12:20:00 AM	4.1	39.3
12/15/2015 12:21:00 AM	5.4	45.7
12/15/2015 12:22:00 AM	4.2	42.4
12/15/2015 12:23:00 AM	4.9	41.1
12/15/2015 12:24:00 AM	4.0	40.8
12/15/2015 12:26:00 AM	5.7	49.7
12/15/2015 12:27:00 AM	4.5	43.1
12/15/2015 12:28:00 AM	4.5	40.7
12/15/2015 12:29:00 AM	4.4	44.2
12/15/2015 12:30:00 AM	4.7	41.3
12/15/2015 12:31:00 AM	5.0	46.8
12/15/2015 12:32:00 AM	4.7	44.3
12/15/2015 12:33:00 AM	5.4	44.1
12/15/2015 12:34:00 AM	4.9	47.8
12/15/2015 12:35:00 AM	4.5	41.3
12/15/2015 12:36:00 AM	4.5	44.3
12/15/2015 12:37:00 AM	4.8	43.5
12/15/2015 12:38:00 AM	4.8	43.4
12/15/2015 12:39:00 AM	4.2	41.6
12/15/2015 12:40:00 AM	4.5	42.0
12/15/2015 12:41:00 AM	4.7	40.3
12/15/2015 12:42:00 AM	4.4	42.5
12/15/2015 12:43:00 AM	6.0	49.5
12/15/2015 12:44:00 AM	5.0	46.9
12/15/2015 12:45:00 AM	4.6	42.6
12/15/2015 12:46:00 AM	4.9	43.4
12/15/2015 12:47:00 AM	5.5	49.9

12/15/2015 12:48:00 AM	4.3	43.8
12/15/2015 12:49:00 AM	5.1	46.4
12/15/2015 12:50:00 AM	5.0	46.1
12/15/2015 12:51:00 AM	4.9	43.8
12/15/2015 12:52:00 AM	4.9	43.0
12/15/2015 12:53:00 AM	5.0	47.0
12/15/2015 12:54:00 AM	4.8	43.5
12/15/2015 12:55:00 AM	4.8	45.0
12/15/2015 12:56:00 AM	4.5	41.1
12/15/2015 12:57:00 AM	5.1	44.3
12/15/2015 12:58:00 AM	4.4	44.2
12/15/2015 12:59:00 AM	6.6	50.2
12/15/2015 1:00:00 AM	5.9	52.3
12/15/2015 1:01:00 AM	5.2	46.4
12/15/2015 1:02:00 AM	5.0	42.4
12/15/2015 1:03:00 AM	5.1	46.4
12/15/2015 1:04:00 AM	5.3	43.9
12/15/2015 1:05:00 AM	5.3	48.2
12/15/2015 1:06:00 AM	4.8	45.5
12/15/2015 1:07:00 AM	5.0	44.8
12/15/2015 1:08:00 AM	5.3	46.0
12/15/2015 1:09:00 AM	5.7	48.0
12/15/2015 1:10:00 AM	5.2	46.9
12/15/2015 1:11:00 AM	5.6	45.5
12/15/2015 1:12:00 AM	5.3	47.8
12/15/2015 1:13:00 AM	5.4	45.0
12/15/2015 1:14:00 AM	5.1	48.2
12/15/2015 1:15:00 AM	4.6	41.5
12/15/2015 1:16:00 AM	5.1	45.9
12/15/2015 1:17:00 AM	5.2	42.9
12/15/2015 1:18:00 AM	4.7	44.5
12/15/2015 1:19:00 AM	4.7	43.3
12/15/2015 1:20:00 AM	4.9	43.7
12/15/2015 1:21:00 AM	4.5	42.5
12/15/2015 1:22:00 AM	5.2	45.2
12/15/2015 1:23:00 AM	5.3	48.3
12/15/2015 1:24:00 AM	5.1	46.2
12/15/2015 1:25:00 AM	5.4	44.9
12/15/2015 1:27:00 AM	5.8	50.3
12/15/2015 1:28:00 AM	6.2	50.8
12/15/2015 1:29:00 AM	5.8	49.2
12/15/2015 1:30:00 AM	5.9	50.6
12/15/2015 1:31:00 AM	6.0	48.8
12/15/2015 1:32:00 AM	6.4	49.9
12/15/2015 1:33:00 AM	5.7	52.0
12/15/2015 1:34:00 AM	5.7	48.2
12/15/2015 1:36:00 AM	5.6	50.8
12/15/2015 1:37:00 AM	4.7	45.1
12/15/2015 1:38:00 AM	4.9	43.2
12/15/2015 1:39:00 AM	5.1	47.0
12/15/2015 1:40:00 AM	5.2	44.5
12/15/2015 1:41:00 AM	4.3	44.8
12/15/2015 1:42:00 AM	4.8	45.2
12/15/2015 1:43:00 AM	4.0	42.0
12/15/2015 1:44:00 AM	4.5	42.3

12/15/2015 1:45:00 AM	4.3	42.3
12/15/2015 1:46:00 AM	4.6	42.3
12/15/2015 1:47:00 AM	4.8	42.0
12/15/2015 1:48:00 AM	5.0	44.6
12/15/2015 1:49:00 AM	5.5	49.2
12/15/2015 1:50:00 AM	4.3	41.4
12/15/2015 1:51:00 AM	4.7	40.6
12/15/2015 1:52:00 AM	5.6	47.6
12/15/2015 1:53:00 AM	5.4	48.1
12/15/2015 1:54:00 AM	4.8	45.6
12/15/2015 1:55:00 AM	5.9	49.1
12/15/2015 1:56:00 AM	5.6	49.5
12/15/2015 1:57:00 AM	5.0	47.1
12/15/2015 1:58:00 AM	5.1	44.8
12/15/2015 1:59:00 AM	5.5	48.1
12/15/2015 2:00:00 AM	5.3	49.9
12/15/2015 2:01:00 AM	5.7	48.6
12/15/2015 2:02:00 AM	5.2	49.2
12/15/2015 2:03:00 AM	5.6	47.0
12/15/2015 2:04:00 AM	5.5	45.3
12/15/2015 2:05:00 AM	5.4	49.5
12/15/2015 2:06:00 AM	4.8	44.8
12/15/2015 2:07:00 AM	5.2	45.6
12/15/2015 2:08:00 AM	5.6	45.0
12/15/2015 2:09:00 AM	5.4	50.4
12/15/2015 2:10:00 AM	5.0	43.8
12/15/2015 2:11:00 AM	5.4	44.9
12/15/2015 2:12:00 AM	6.2	51.4
12/15/2015 2:13:00 AM	5.5	48.7
12/15/2015 2:14:00 AM	5.0	46.4
12/15/2015 2:15:00 AM	5.3	48.3
12/15/2015 2:16:00 AM	4.1	42.1
12/15/2015 2:17:00 AM	4.8	41.5
12/15/2015 2:18:00 AM	6.0	48.9
12/15/2015 2:19:00 AM	6.8	53.8
12/15/2015 2:20:00 AM	5.7	52.1
12/15/2015 2:21:00 AM	4.5	44.9
12/15/2015 2:22:00 AM	4.9	42.9
12/15/2015 2:23:00 AM	5.6	46.6
12/15/2015 2:24:00 AM	4.9	47.0
12/15/2015 2:25:00 AM	5.0	42.3
12/15/2015 2:26:00 AM	4.6	46.1
12/15/2015 2:27:00 AM	5.2	48.1
12/15/2015 2:28:00 AM	6.0	50.0
12/15/2015 2:29:00 AM	6.4	50.0
12/15/2015 2:31:00 AM	6.9	52.9
12/15/2015 2:33:00 AM	6.0	51.5
12/15/2015 2:34:00 AM	6.2	50.4
12/15/2015 2:35:00 AM	7.2	54.7
12/15/2015 2:36:00 AM	5.5	50.2
12/15/2015 2:38:00 AM	5.7	50.0
12/15/2015 2:39:00 AM	5.5	51.0
12/15/2015 2:40:00 AM	6.0	50.0
12/15/2015 2:43:00 AM	5.0	48.4
12/15/2015 2:44:00 AM	6.0	48.7

12/15/2015 2:45:00 AM	5.6	51.2
12/15/2015 2:46:00 AM	5.0	41.5
12/15/2015 2:47:00 AM	6.0	49.3
12/15/2015 2:48:00 AM	5.1	46.9
12/15/2015 2:49:00 AM	4.8	44.2
12/15/2015 2:50:00 AM	4.7	43.3
12/15/2015 2:51:00 AM	4.7	45.0
12/15/2015 2:52:00 AM	4.5	42.3
12/15/2015 2:53:00 AM	4.4	40.7
12/15/2015 2:54:00 AM	4.3	42.4
12/15/2015 2:56:00 AM	5.1	47.9
12/15/2015 2:57:00 AM	4.9	45.3
12/15/2015 2:58:00 AM	5.0	45.9
12/15/2015 2:59:00 AM	5.2	47.2
12/15/2015 3:00:00 AM	5.7	46.9
12/15/2015 3:02:00 AM	4.7	44.0
12/15/2015 3:03:00 AM	5.4	46.3
12/15/2015 3:04:00 AM	5.6	50.0
12/15/2015 3:05:00 AM	6.1	51.0
12/15/2015 3:06:00 AM	5.6	49.5
12/15/2015 3:07:00 AM	5.5	48.0
12/15/2015 3:08:00 AM	5.9	49.2
12/15/2015 3:09:00 AM	5.6	48.0
12/15/2015 3:10:00 AM	4.4	43.0
12/15/2015 3:11:00 AM	4.9	43.6
12/15/2015 3:13:00 AM	5.5	49.9
12/15/2015 3:14:00 AM	4.8	48.2
12/15/2015 3:15:00 AM	6.5	49.7
12/15/2015 3:16:00 AM	5.8	49.1
12/15/2015 3:17:00 AM	5.5	46.1
12/15/2015 3:18:00 AM	6.2	51.5
12/15/2015 3:20:00 AM	4.2	39.2
12/15/2015 3:21:00 AM	4.7	43.7
12/15/2015 3:22:00 AM	4.7	43.0
12/15/2015 3:23:00 AM	4.0	41.2
12/15/2015 3:24:00 AM	4.7	43.5
12/15/2015 3:25:00 AM	4.5	39.6
12/15/2015 3:26:00 AM	4.6	43.0
12/15/2015 3:27:00 AM	3.8	40.6
12/15/2015 3:28:00 AM	3.5	37.5
12/15/2015 3:29:00 AM	3.9	38.6
12/15/2015 3:30:00 AM	3.6	38.0
12/15/2015 3:31:00 AM	4.0	39.5
12/15/2015 3:32:00 AM	4.1	38.5
12/15/2015 3:33:00 AM	4.3	41.1
12/15/2015 3:34:00 AM	4.0	39.8
12/15/2015 3:35:00 AM	4.3	40.9
12/15/2015 3:36:00 AM	4.1	43.8
12/15/2015 3:37:00 AM	3.8	36.8
12/15/2015 3:38:00 AM	4.4	38.8
12/15/2015 3:39:00 AM	5.0	45.1
12/15/2015 3:40:00 AM	4.9	42.9
12/15/2015 3:41:00 AM	4.5	41.5
12/15/2015 3:42:00 AM	5.1	45.3
12/15/2015 3:43:00 AM	5.4	46.8

12/15/2015 3:44:00 AM	4.2	41.7
12/15/2015 3:45:00 AM	5.3	45.4
12/15/2015 3:46:00 AM	5.2	46.7
12/15/2015 3:47:00 AM	5.3	44.3
12/15/2015 3:48:00 AM	6.1	50.3
12/15/2015 3:49:00 AM	5.1	47.2
12/15/2015 3:50:00 AM	6.3	49.2
12/15/2015 3:51:00 AM	6.0	51.5
12/15/2015 3:52:00 AM	5.4	48.3
12/15/2015 3:53:00 AM	5.8	48.1
12/15/2015 3:54:00 AM	5.2	49.0
12/15/2015 3:55:00 AM	5.7	49.9
12/15/2015 3:56:00 AM	6.2	49.5
12/15/2015 3:57:00 AM	5.3	47.3
12/15/2015 3:58:00 AM	5.2	48.5
12/15/2015 3:59:00 AM	5.5	44.2
12/15/2015 4:00:00 AM	4.3	44.8
12/15/2015 4:01:00 AM	4.3	42.7
12/15/2015 4:03:00 AM	5.6	46.4
12/15/2015 4:04:00 AM	4.7	46.2
12/15/2015 4:05:00 AM	4.4	41.9
12/15/2015 4:06:00 AM	5.2	47.0
12/15/2015 4:07:00 AM	5.4	45.8
12/15/2015 4:08:00 AM	4.9	45.3
12/15/2015 4:09:00 AM	4.7	44.6
12/15/2015 4:10:00 AM	5.7	48.7
12/15/2015 4:11:00 AM	5.7	48.2
12/15/2015 4:13:00 AM	5.5	52.0
12/15/2015 4:14:00 AM	5.0	45.3
12/15/2015 4:15:00 AM	5.1	45.5
12/15/2015 4:16:00 AM	4.5	46.4
12/15/2015 4:17:00 AM	5.3	44.8
12/15/2015 4:18:00 AM	6.1	47.9
12/15/2015 4:19:00 AM	4.9	49.3
12/15/2015 4:20:00 AM	5.8	46.9
12/15/2015 4:21:00 AM	5.6	46.9
12/15/2015 4:22:00 AM	6.4	50.5
12/15/2015 4:23:00 AM	5.8	52.1
12/15/2015 4:24:00 AM	4.8	45.8
12/15/2015 4:25:00 AM	5.4	47.8
12/15/2015 4:26:00 AM	5.9	49.8
12/15/2015 4:27:00 AM	5.9	49.3
12/15/2015 4:28:00 AM	5.1	48.7
12/15/2015 4:29:00 AM	5.2	44.0
12/15/2015 4:30:00 AM	5.5	48.7
12/15/2015 4:31:00 AM	4.9	45.7
12/15/2015 4:32:00 AM	5.0	46.0
12/15/2015 4:33:00 AM	4.8	46.3
12/15/2015 4:34:00 AM	4.4	42.9
12/15/2015 4:35:00 AM	4.9	41.2
12/15/2015 4:36:00 AM	5.3	47.5
12/15/2015 4:37:00 AM	6.1	49.7
12/15/2015 4:38:00 AM	5.3	48.4
12/15/2015 4:39:00 AM	6.2	51.3
12/15/2015 4:41:00 AM	6.8	51.7

12/15/2015 4:43:00 AM	6.3	50.3
12/15/2015 4:44:00 AM	5.8	49.2
12/15/2015 4:45:00 AM	5.8	49.3
12/15/2015 4:46:00 AM	6.6	52.1
12/15/2015 4:48:00 AM	6.9	52.9
12/15/2015 4:49:00 AM	6.7	53.6
12/15/2015 4:51:00 AM	6.6	51.2
12/15/2015 4:52:00 AM	6.7	53.1
12/15/2015 4:56:00 AM	6.3	52.0
12/15/2015 4:57:00 AM	5.9	48.7
12/15/2015 4:59:00 AM	6.8	52.9
12/18/2015 11:17:00 PM	7.2	52.9
12/18/2015 11:19:00 PM	6.1	51.1
12/18/2015 11:26:00 PM	6.6	54.2
12/18/2015 11:27:00 PM	7.0	50.2
12/18/2015 11:30:00 PM	6.6	50.3
12/18/2015 11:31:00 PM	7.1	52.8
12/18/2015 11:40:00 PM	6.5	48.4
12/18/2015 11:41:00 PM	6.7	49.1
12/18/2015 11:42:00 PM	6.7	52.9
12/19/2015 12:57:00 AM	7.0	49.7
12/19/2015 12:59:00 AM	6.7	50.1
12/19/2015 1:24:00 AM	7.2	52.7
12/19/2015 1:30:00 AM	6.6	47.8
12/19/2015 1:32:00 AM	5.5	51.5
12/19/2015 1:35:00 AM	5.4	50.1
12/19/2015 1:36:00 AM	7.4	52.3
12/19/2015 1:39:00 AM	5.3	46.2
12/19/2015 1:40:00 AM	4.6	47.1
12/19/2015 1:41:00 AM	5.6	45.9
12/19/2015 1:42:00 AM	6.3	47.6
12/19/2015 1:43:00 AM	6.8	53.0
12/19/2015 1:44:00 AM	6.7	54.7
12/19/2015 1:57:00 AM	6.2	51.1
12/19/2015 1:58:00 AM	6.2	51.5
12/19/2015 2:01:00 AM	6.8	52.5
12/19/2015 2:06:00 AM	6.2	51.6
12/19/2015 2:07:00 AM	7.2	53.6
12/19/2015 2:13:00 AM	6.9	51.4
12/19/2015 2:20:00 AM	5.2	48.9
12/19/2015 2:21:00 AM	6.2	45.3
12/19/2015 2:23:00 AM	6.5	48.7
12/19/2015 3:00:00 AM	5.1	49.2
12/19/2015 3:50:00 AM	7.2	54.3
12/19/2015 3:54:00 AM	6.0	48.8
12/19/2015 3:55:00 AM	6.1	49.5
12/19/2015 3:59:00 AM	7.5	53.0
12/19/2015 4:22:00 AM	6.9	46.5
12/19/2015 4:24:00 AM	5.1	50.3
12/19/2015 4:25:00 AM	6.6	43.8
12/19/2015 4:26:00 AM	6.6	53.6
12/19/2015 4:27:00 AM	6.5	53.2
12/19/2015 4:49:00 AM	6.5	49.2
12/19/2015 4:50:00 AM	6.7	51.8
12/19/2015 4:51:00 AM	6.8	54.0

12/19/2015 4:53:00 AM	6.8	47.6
12/19/2015 4:55:00 AM	6.1	52.2
12/19/2015 4:56:00 AM	6.7	52.3
12/19/2015 4:57:00 AM	7.3	53.4

Table 5 - Valid Total 1-mintue Sound Data - Monitor E
Jericho Wind Farm Fall Audit, 1501440

Day and Time of Measurement [1]	Average Wind Speed (1 Minute Average)	Measured Leq (dBA)
09/19/2015 10:25:00 PM	5.7	51.3
09/19/2015 10:35:00 PM	3.6	47.7
09/20/2015 1:14:00 AM	4.9	49.7
09/20/2015 1:21:00 AM	3.7	47.5
09/20/2015 1:28:00 AM	3.8	47.7
09/20/2015 1:42:00 AM	4.8	49.0
09/20/2015 1:45:00 AM	3.8	47.4
09/20/2015 1:47:00 AM	3.6	47.4
09/20/2015 1:51:00 AM	3.7	47.6
09/20/2015 1:58:00 AM	4.5	47.6
09/20/2015 1:59:00 AM	3.6	46.2
09/20/2015 2:18:00 AM	3.5	46.2
09/20/2015 2:20:00 AM	3.5	46.2
09/20/2015 2:30:00 AM	3.5	46.3
09/20/2015 2:31:00 AM	3.8	46.0
09/20/2015 3:06:00 AM	3.6	45.2
09/24/2015 10:38:00 PM	3.8	46.5
09/24/2015 10:42:00 PM	3.8	46.5
09/25/2015 4:05:00 AM	3.7	45.4
09/25/2015 10:34:00 PM	3.8	46.5
09/25/2015 10:36:00 PM	3.9	46.8
09/25/2015 10:37:00 PM	3.6	46.5
09/25/2015 10:48:00 PM	3.5	46.6
09/25/2015 10:59:00 PM	4.1	46.9
09/25/2015 11:00:00 PM	4.0	47.2
09/25/2015 11:01:00 PM	3.6	46.8
09/25/2015 11:05:00 PM	4.9	48.8
09/25/2015 11:06:00 PM	4.0	47.0
09/25/2015 11:07:00 PM	4.0	47.5
09/25/2015 11:09:00 PM	4.6	48.6
09/25/2015 11:14:00 PM	5.0	49.8
09/25/2015 11:15:00 PM	4.1	47.5
09/25/2015 11:20:00 PM	3.8	47.5
09/25/2015 11:21:00 PM	4.0	47.5
09/25/2015 11:23:00 PM	4.0	47.4
09/25/2015 11:28:00 PM	4.2	47.7
09/25/2015 11:30:00 PM	4.8	48.7
09/25/2015 11:32:00 PM	4.0	47.5
09/25/2015 11:38:00 PM	4.4	47.7
09/25/2015 11:39:00 PM	4.7	49.8
09/25/2015 11:40:00 PM	4.6	49.2
09/25/2015 11:43:00 PM	4.0	47.1
09/25/2015 11:49:00 PM	4.7	47.7
09/25/2015 11:52:00 PM	4.6	49.9
09/25/2015 11:54:00 PM	4.1	47.5
09/25/2015 11:55:00 PM	4.6	48.7
09/25/2015 11:56:00 PM	4.7	49.0
09/25/2015 11:57:00 PM	4.1	46.7
09/25/2015 11:58:00 PM	3.8	47.1

09/26/2015 12:01:00 AM	4.8	49.8
09/26/2015 12:02:00 AM	4.1	47.2
09/26/2015 12:03:00 AM	4.1	47.1
09/26/2015 12:08:00 AM	3.8	47.1
09/26/2015 12:10:00 AM	4.7	50.5
09/26/2015 12:11:00 AM	3.5	46.7
09/26/2015 12:13:00 AM	4.0	47.2
09/26/2015 12:14:00 AM	3.5	46.9
09/26/2015 12:16:00 AM	3.9	47.2
09/26/2015 12:21:00 AM	4.3	47.2
09/26/2015 12:22:00 AM	4.3	46.5
09/26/2015 12:25:00 AM	4.0	47.3
09/26/2015 12:28:00 AM	3.7	46.3
09/26/2015 12:31:00 AM	3.5	45.4
09/26/2015 12:32:00 AM	4.0	46.5
09/26/2015 12:33:00 AM	4.2	46.8
09/26/2015 12:34:00 AM	3.8	46.5
09/26/2015 12:35:00 AM	3.5	45.7
09/26/2015 12:37:00 AM	3.7	46.1
09/26/2015 12:38:00 AM	3.6	46.5
09/26/2015 12:39:00 AM	4.3	46.6
09/26/2015 12:45:00 AM	3.6	45.6
09/26/2015 12:46:00 AM	4.1	46.4
09/26/2015 12:47:00 AM	3.7	46.3
09/26/2015 12:48:00 AM	4.2	47.2
09/26/2015 12:49:00 AM	3.8	45.4
09/26/2015 12:51:00 AM	3.8	46.0
09/26/2015 12:52:00 AM	3.7	46.1
09/26/2015 12:53:00 AM	3.7	46.3
09/26/2015 12:54:00 AM	4.4	46.6
09/26/2015 12:55:00 AM	4.7	48.1
09/26/2015 12:56:00 AM	3.9	46.2
09/26/2015 12:57:00 AM	4.7	48.8
09/26/2015 1:00:00 AM	3.7	46.0
09/26/2015 1:01:00 AM	3.8	46.0
09/26/2015 1:02:00 AM	3.6	45.3
09/26/2015 1:03:00 AM	3.8	47.0
09/26/2015 1:04:00 AM	3.8	46.2
09/26/2015 1:05:00 AM	3.7	45.6
09/26/2015 1:11:00 AM	4.1	46.5
09/26/2015 1:12:00 AM	3.6	45.8
09/26/2015 1:13:00 AM	3.6	46.2
09/26/2015 1:14:00 AM	4.1	45.9
09/26/2015 1:17:00 AM	4.6	47.5
09/26/2015 1:18:00 AM	3.9	45.6
09/26/2015 1:19:00 AM	3.7	45.0
09/26/2015 2:00:00 AM	3.7	44.8
09/26/2015 2:04:00 AM	3.6	44.5
09/26/2015 2:14:00 AM	3.9	45.2
09/26/2015 2:40:00 AM	3.9	45.2
09/26/2015 2:41:00 AM	3.8	44.3
09/26/2015 2:52:00 AM	3.7	43.6
09/26/2015 2:55:00 AM	3.6	43.9
09/26/2015 2:56:00 AM	3.8	44.5
09/26/2015 2:58:00 AM	4.1	45.4

09/26/2015 3:03:00 AM	3.6	44.4
09/26/2015 3:04:00 AM	4.2	45.2
09/26/2015 3:09:00 AM	3.6	43.8
09/26/2015 4:30:00 AM	4.0	46.2
09/26/2015 4:33:00 AM	3.8	45.7
09/26/2015 4:35:00 AM	3.7	43.8
09/29/2015 10:00:00 PM	4.7	47.7
09/29/2015 10:02:00 PM	3.6	45.6
09/29/2015 10:03:00 PM	4.8	47.3
09/29/2015 10:07:00 PM	5.1	51.1
09/29/2015 10:08:00 PM	3.9	46.8
09/29/2015 10:10:00 PM	4.1	46.9
09/29/2015 10:12:00 PM	4.5	46.9
09/29/2015 10:13:00 PM	4.3	46.3
09/29/2015 10:15:00 PM	4.0	46.8
09/29/2015 10:16:00 PM	4.1	46.1
09/29/2015 10:18:00 PM	4.2	46.2
09/29/2015 10:19:00 PM	4.2	46.1
09/29/2015 10:20:00 PM	3.9	45.6
09/29/2015 10:21:00 PM	4.8	48.2
09/29/2015 10:22:00 PM	4.7	48.7
09/29/2015 10:23:00 PM	3.7	45.9
09/29/2015 10:24:00 PM	3.9	45.8
09/29/2015 10:25:00 PM	3.6	44.7
09/29/2015 10:27:00 PM	4.3	47.2
09/29/2015 10:28:00 PM	5.1	49.0
09/29/2015 10:29:00 PM	4.8	47.3
09/29/2015 10:31:00 PM	3.7	45.3
09/29/2015 10:36:00 PM	3.7	44.7
09/29/2015 10:37:00 PM	4.8	48.1
09/29/2015 10:38:00 PM	3.8	45.5
09/29/2015 10:39:00 PM	4.4	46.8
09/29/2015 10:43:00 PM	3.9	45.9
09/29/2015 10:44:00 PM	4.1	47.1
09/29/2015 10:45:00 PM	3.9	46.0
09/29/2015 10:46:00 PM	4.2	45.4
09/29/2015 10:47:00 PM	4.3	45.7
09/29/2015 10:50:00 PM	4.8	47.4
09/29/2015 10:51:00 PM	4.5	46.4
09/29/2015 10:53:00 PM	4.4	46.5
09/29/2015 10:55:00 PM	4.1	46.3
09/29/2015 10:56:00 PM	3.6	45.7
09/29/2015 10:57:00 PM	4.0	46.4
09/29/2015 11:00:00 PM	3.6	45.5
09/29/2015 11:02:00 PM	4.0	45.9
09/29/2015 11:05:00 PM	3.7	45.3
09/29/2015 11:06:00 PM	3.9	45.4
09/29/2015 11:07:00 PM	4.1	45.8
09/29/2015 11:12:00 PM	3.5	45.4
09/29/2015 11:13:00 PM	4.7	48.0
09/29/2015 11:14:00 PM	4.6	46.3
09/29/2015 11:16:00 PM	3.9	45.8
09/29/2015 11:17:00 PM	3.6	45.9
09/29/2015 11:18:00 PM	4.2	47.0
09/29/2015 11:19:00 PM	4.1	46.0

09/29/2015 11:20:00 PM	4.1	45.5
09/29/2015 11:21:00 PM	3.5	46.1
09/29/2015 11:24:00 PM	4.0	45.4
09/29/2015 11:26:00 PM	4.8	48.0
09/29/2015 11:28:00 PM	3.7	45.3
09/29/2015 11:31:00 PM	3.5	43.9
09/29/2015 11:36:00 PM	4.1	45.6
09/29/2015 11:40:00 PM	4.2	46.8
09/29/2015 11:42:00 PM	4.0	45.7
09/29/2015 11:43:00 PM	3.6	44.9
09/29/2015 11:45:00 PM	4.3	45.7
09/29/2015 11:46:00 PM	3.6	46.3
09/29/2015 11:47:00 PM	4.1	46.2
09/29/2015 11:52:00 PM	4.0	45.9
09/29/2015 11:53:00 PM	5.7	49.6
09/29/2015 11:54:00 PM	4.6	47.3
09/29/2015 11:55:00 PM	4.7	48.6
09/29/2015 11:59:00 PM	4.0	45.8
09/30/2015 12:00:00 AM	4.9	48.2
09/30/2015 12:01:00 AM	4.4	46.0
09/30/2015 12:02:00 AM	4.3	46.7
09/30/2015 12:04:00 AM	3.8	45.3
09/30/2015 12:05:00 AM	3.9	45.8
09/30/2015 12:08:00 AM	4.0	45.4
09/30/2015 12:09:00 AM	4.7	47.2
09/30/2015 12:10:00 AM	4.4	47.3
09/30/2015 12:11:00 AM	5.4	51.0
09/30/2015 12:12:00 AM	4.3	44.5
09/30/2015 12:14:00 AM	4.0	44.7
09/30/2015 12:16:00 AM	3.9	46.8
09/30/2015 12:17:00 AM	4.3	46.5
09/30/2015 12:18:00 AM	5.4	48.8
09/30/2015 12:20:00 AM	4.7	47.2
09/30/2015 12:21:00 AM	4.5	46.4
09/30/2015 12:22:00 AM	4.2	46.8
09/30/2015 12:23:00 AM	3.8	45.5
09/30/2015 12:24:00 AM	3.8	45.0
09/30/2015 12:25:00 AM	3.9	44.0
09/30/2015 12:26:00 AM	4.4	46.8
09/30/2015 12:27:00 AM	3.9	44.5
09/30/2015 12:29:00 AM	4.2	45.3
09/30/2015 12:30:00 AM	4.3	46.5
09/30/2015 12:31:00 AM	4.8	46.8
09/30/2015 12:33:00 AM	3.5	45.0
09/30/2015 12:34:00 AM	3.6	44.3
09/30/2015 12:37:00 AM	5.0	48.7
09/30/2015 12:46:00 AM	5.3	49.7
09/30/2015 12:47:00 AM	5.1	47.5
09/30/2015 12:50:00 AM	4.3	45.0
09/30/2015 12:51:00 AM	4.4	45.6
09/30/2015 12:54:00 AM	4.9	48.1
09/30/2015 12:55:00 AM	5.3	48.4
09/30/2015 12:58:00 AM	4.8	48.3
09/30/2015 12:59:00 AM	4.7	45.8
09/30/2015 1:00:00 AM	3.6	43.8

09/30/2015 1:01:00 AM	3.8	45.0
09/30/2015 1:03:00 AM	5.3	48.8
09/30/2015 1:04:00 AM	4.9	45.5
09/30/2015 1:05:00 AM	3.7	43.2
09/30/2015 1:06:00 AM	4.2	47.7
09/30/2015 1:07:00 AM	4.8	45.8
09/30/2015 1:08:00 AM	4.5	46.4
09/30/2015 1:09:00 AM	4.3	46.7
09/30/2015 1:11:00 AM	3.8	46.6
09/30/2015 1:12:00 AM	4.5	46.4
09/30/2015 1:13:00 AM	3.6	44.4
09/30/2015 1:15:00 AM	3.9	44.0
09/30/2015 1:16:00 AM	4.3	47.7
09/30/2015 1:18:00 AM	3.8	44.6
09/30/2015 1:19:00 AM	4.4	47.5
09/30/2015 1:20:00 AM	4.1	46.5
09/30/2015 1:21:00 AM	5.1	48.6
09/30/2015 1:22:00 AM	4.6	45.9
09/30/2015 1:23:00 AM	4.9	49.4
09/30/2015 1:24:00 AM	5.3	48.2
09/30/2015 1:25:00 AM	5.0	49.5
09/30/2015 1:26:00 AM	4.6	48.4
09/30/2015 1:27:00 AM	5.3	48.2
09/30/2015 1:28:00 AM	4.8	47.4
09/30/2015 1:30:00 AM	5.7	49.3
09/30/2015 1:31:00 AM	4.7	47.4
09/30/2015 1:33:00 AM	4.3	45.8
09/30/2015 1:34:00 AM	4.6	47.5
09/30/2015 1:35:00 AM	5.1	48.3
09/30/2015 1:36:00 AM	4.9	47.6
09/30/2015 1:37:00 AM	5.1	47.4
09/30/2015 1:38:00 AM	4.1	45.0
09/30/2015 1:39:00 AM	3.9	43.8
09/30/2015 1:40:00 AM	3.5	43.8
09/30/2015 1:41:00 AM	3.9	44.1
09/30/2015 1:42:00 AM	4.0	44.7
09/30/2015 1:43:00 AM	5.1	46.7
09/30/2015 1:44:00 AM	4.7	45.7
09/30/2015 1:45:00 AM	3.9	44.5
09/30/2015 1:46:00 AM	4.2	45.4
09/30/2015 1:47:00 AM	4.1	44.5
09/30/2015 1:49:00 AM	3.9	44.5
09/30/2015 1:50:00 AM	3.9	44.7
09/30/2015 1:53:00 AM	5.3	48.5
09/30/2015 1:54:00 AM	3.9	45.2
09/30/2015 1:55:00 AM	5.5	49.9
09/30/2015 1:56:00 AM	4.1	45.5
09/30/2015 1:59:00 AM	5.3	48.6
09/30/2015 2:00:00 AM	5.1	47.0
09/30/2015 2:01:00 AM	4.0	45.1
09/30/2015 2:02:00 AM	4.0	44.3
09/30/2015 2:03:00 AM	4.0	46.8
09/30/2015 2:04:00 AM	4.6	46.4
09/30/2015 2:05:00 AM	4.1	44.7
09/30/2015 2:06:00 AM	4.2	44.9

09/30/2015 2:08:00 AM	4.4	45.6
09/30/2015 2:09:00 AM	4.5	47.2
09/30/2015 2:10:00 AM	3.7	44.8
09/30/2015 2:11:00 AM	4.0	43.9
09/30/2015 2:12:00 AM	4.2	45.3
09/30/2015 2:15:00 AM	4.6	46.5
09/30/2015 2:17:00 AM	3.6	42.8
09/30/2015 2:19:00 AM	3.7	44.0
09/30/2015 2:21:00 AM	3.8	42.0
09/30/2015 2:24:00 AM	3.9	44.2
09/30/2015 2:25:00 AM	4.1	44.3
09/30/2015 2:26:00 AM	3.7	44.1
09/30/2015 2:27:00 AM	4.4	46.7
09/30/2015 2:30:00 AM	3.6	44.5
09/30/2015 2:32:00 AM	4.5	47.1
09/30/2015 2:36:00 AM	4.9	47.0
09/30/2015 2:37:00 AM	4.1	47.1
09/30/2015 2:40:00 AM	4.7	45.7
09/30/2015 2:41:00 AM	3.8	44.2
09/30/2015 2:42:00 AM	3.8	44.8
09/30/2015 2:43:00 AM	4.5	45.5
09/30/2015 2:44:00 AM	3.8	43.5
09/30/2015 2:45:00 AM	4.7	45.8
09/30/2015 2:46:00 AM	4.2	45.0
09/30/2015 2:47:00 AM	5.2	47.0
09/30/2015 2:48:00 AM	4.1	43.8
09/30/2015 2:52:00 AM	3.7	44.0
09/30/2015 2:54:00 AM	4.4	45.0
09/30/2015 3:00:00 AM	4.4	46.6
09/30/2015 3:02:00 AM	4.5	46.7
09/30/2015 3:03:00 AM	5.2	47.5
09/30/2015 3:04:00 AM	4.4	45.0
09/30/2015 3:05:00 AM	5.0	46.7
09/30/2015 3:06:00 AM	3.8	43.2
09/30/2015 3:07:00 AM	4.3	45.8
09/30/2015 3:08:00 AM	3.9	44.8
09/30/2015 3:09:00 AM	4.1	44.0
09/30/2015 3:10:00 AM	3.5	43.9
09/30/2015 3:11:00 AM	3.6	43.4
09/30/2015 3:13:00 AM	4.3	45.5
09/30/2015 3:14:00 AM	3.6	44.7
09/30/2015 3:15:00 AM	4.6	47.2
09/30/2015 3:17:00 AM	3.9	43.2
09/30/2015 3:22:00 AM	3.8	44.5
09/30/2015 3:24:00 AM	4.4	46.5
09/30/2015 3:25:00 AM	4.8	47.0
09/30/2015 3:26:00 AM	4.7	46.8
09/30/2015 3:32:00 AM	3.8	43.5
09/30/2015 3:33:00 AM	3.9	42.3
09/30/2015 3:41:00 AM	3.5	44.6
09/30/2015 3:42:00 AM	4.5	46.3
09/30/2015 3:43:00 AM	4.1	43.3
09/30/2015 3:45:00 AM	3.6	43.3
09/30/2015 3:48:00 AM	4.1	44.1
09/30/2015 3:51:00 AM	3.7	42.7

09/30/2015 4:04:00 AM	3.6	42.3
09/30/2015 4:19:00 AM	3.6	47.1
09/30/2015 4:20:00 AM	4.2	46.1
09/30/2015 4:22:00 AM	4.0	45.7
09/30/2015 4:32:00 AM	3.9	43.7
09/30/2015 4:33:00 AM	3.5	42.2
09/30/2015 4:34:00 AM	3.7	43.2
09/30/2015 4:35:00 AM	3.6	46.1
09/30/2015 4:38:00 AM	4.1	45.5
09/30/2015 4:39:00 AM	3.7	43.0
09/30/2015 4:40:00 AM	3.9	42.9
09/30/2015 4:53:00 AM	3.8	43.0
09/30/2015 4:55:00 AM	3.7	43.0
09/30/2015 4:56:00 AM	3.9	44.0
09/30/2015 4:57:00 AM	3.9	44.4
09/30/2015 4:59:00 AM	4.9	46.3
10/01/2015 3:44:00 AM	3.5	42.8
10/01/2015 10:32:00 PM	3.9	45.0
10/01/2015 10:35:00 PM	3.6	44.9
10/01/2015 10:41:00 PM	3.6	45.6
10/01/2015 10:49:00 PM	3.5	43.7
10/02/2015 12:17:00 AM	3.8	44.1
10/02/2015 12:25:00 AM	3.7	43.9
10/02/2015 12:26:00 AM	3.6	42.4
10/02/2015 12:27:00 AM	3.7	42.8
10/02/2015 12:35:00 AM	3.7	42.2
10/02/2015 12:37:00 AM	3.7	43.4
10/02/2015 12:40:00 AM	4.0	45.0
10/02/2015 12:42:00 AM	3.8	43.6
10/02/2015 12:46:00 AM	3.9	43.5
10/02/2015 12:47:00 AM	3.7	43.2
10/02/2015 12:48:00 AM	3.6	46.5
10/02/2015 12:49:00 AM	4.9	47.3
10/02/2015 12:50:00 AM	4.0	44.8
10/02/2015 12:51:00 AM	3.9	45.5
10/02/2015 12:52:00 AM	3.6	42.0
10/02/2015 12:53:00 AM	3.8	41.0
10/02/2015 12:54:00 AM	4.6	46.0
10/02/2015 12:57:00 AM	3.6	43.0
10/02/2015 12:59:00 AM	4.1	44.5
10/02/2015 1:00:00 AM	3.9	43.8
10/02/2015 1:04:00 AM	3.8	42.8
10/02/2015 1:05:00 AM	3.8	44.3
10/02/2015 1:06:00 AM	3.9	44.4
10/02/2015 1:07:00 AM	3.8	44.0
10/02/2015 1:08:00 AM	3.6	42.0
10/02/2015 1:09:00 AM	4.4	45.3
10/02/2015 1:13:00 AM	4.2	46.0
10/02/2015 1:15:00 AM	3.7	42.3
10/02/2015 2:54:00 AM	3.7	45.3
10/02/2015 2:55:00 AM	3.5	41.0
10/02/2015 3:07:00 AM	3.6	43.2
10/02/2015 3:11:00 AM	3.5	42.4
10/02/2015 10:00:00 PM	3.8	47.5
10/02/2015 10:02:00 PM	4.2	46.5

10/02/2015 10:04:00 PM	3.7	46.8
10/02/2015 10:09:00 PM	4.1	47.5
10/02/2015 10:17:00 PM	4.6	47.5
10/02/2015 10:19:00 PM	4.0	46.2
10/02/2015 10:20:00 PM	4.0	47.2
10/02/2015 10:23:00 PM	4.7	49.9
10/02/2015 10:24:00 PM	4.0	47.3
10/02/2015 10:28:00 PM	4.2	47.5
10/02/2015 10:29:00 PM	3.7	46.2
10/02/2015 10:31:00 PM	6.1	52.7
10/02/2015 10:34:00 PM	4.9	49.6
10/02/2015 10:41:00 PM	5.4	51.1
10/02/2015 10:43:00 PM	5.5	50.9
10/02/2015 10:52:00 PM	4.7	50.9
10/02/2015 11:02:00 PM	5.6	52.0
10/02/2015 11:06:00 PM	5.5	52.9
10/02/2015 11:07:00 PM	6.5	55.0
10/02/2015 11:10:00 PM	4.7	49.7
10/02/2015 11:15:00 PM	4.8	50.2
10/02/2015 11:17:00 PM	6.7	55.8
10/02/2015 11:20:00 PM	4.8	48.7
10/02/2015 11:26:00 PM	4.5	49.6
10/02/2015 11:29:00 PM	6.0	53.0
10/02/2015 11:31:00 PM	5.9	51.8
10/02/2015 11:37:00 PM	4.7	49.5
10/02/2015 11:38:00 PM	5.0	47.8
10/02/2015 11:41:00 PM	5.6	52.4
10/02/2015 11:45:00 PM	5.4	51.1
10/02/2015 11:48:00 PM	5.6	52.2
10/02/2015 11:54:00 PM	4.8	50.8
10/03/2015 12:05:00 AM	6.4	53.0
10/03/2015 12:07:00 AM	4.9	50.9
10/03/2015 12:09:00 AM	4.8	49.8
10/03/2015 12:10:00 AM	4.7	50.4
10/03/2015 12:12:00 AM	6.9	54.6
10/03/2015 12:14:00 AM	5.0	50.4
10/03/2015 12:15:00 AM	4.7	48.8
10/03/2015 12:17:00 AM	5.2	50.3
10/03/2015 12:29:00 AM	5.0	50.0
10/03/2015 12:32:00 AM	4.3	47.4
10/03/2015 12:33:00 AM	3.9	45.5
10/03/2015 12:34:00 AM	5.0	50.0
10/03/2015 12:38:00 AM	4.6	46.8
10/03/2015 12:41:00 AM	4.6	48.7
10/03/2015 12:42:00 AM	4.0	45.8
10/03/2015 12:43:00 AM	5.8	50.3
10/03/2015 12:45:00 AM	4.2	45.5
10/03/2015 12:46:00 AM	4.6	49.9
10/03/2015 12:47:00 AM	4.0	47.1
10/03/2015 12:49:00 AM	4.8	50.3
10/03/2015 12:50:00 AM	4.3	46.6
10/03/2015 12:53:00 AM	4.2	47.7
10/03/2015 12:54:00 AM	3.7	47.3
10/03/2015 1:00:00 AM	4.6	49.9
10/03/2015 1:01:00 AM	4.6	49.4

10/03/2015 1:06:00 AM	4.5	47.4
10/03/2015 1:11:00 AM	5.3	50.3
10/03/2015 1:14:00 AM	5.2	49.6
10/03/2015 1:15:00 AM	4.1	46.8
10/03/2015 1:16:00 AM	4.6	49.5
10/03/2015 1:19:00 AM	4.9	49.3
10/03/2015 1:20:00 AM	5.2	50.6
10/03/2015 1:21:00 AM	4.6	49.0
10/03/2015 1:22:00 AM	4.6	49.4
10/03/2015 1:23:00 AM	3.6	44.2
10/03/2015 1:25:00 AM	5.0	50.8
10/03/2015 1:29:00 AM	4.5	48.0
10/03/2015 1:30:00 AM	4.8	50.0
10/03/2015 1:32:00 AM	5.8	53.2
10/03/2015 1:33:00 AM	5.2	49.8
10/03/2015 1:38:00 AM	6.1	52.0
10/03/2015 1:39:00 AM	5.2	50.4
10/03/2015 1:43:00 AM	5.6	51.7
10/03/2015 1:44:00 AM	7.4	56.1
10/03/2015 1:45:00 AM	5.5	51.8
10/03/2015 1:48:00 AM	4.8	49.8
10/03/2015 1:49:00 AM	5.5	52.2
10/03/2015 1:51:00 AM	7.3	55.9
10/03/2015 1:52:00 AM	5.9	53.3
10/03/2015 1:53:00 AM	4.9	49.9
10/03/2015 1:58:00 AM	5.1	50.0
10/03/2015 1:59:00 AM	4.9	49.3
10/03/2015 2:01:00 AM	5.6	52.1
10/03/2015 2:04:00 AM	4.5	50.4
10/03/2015 2:05:00 AM	3.9	46.8
10/03/2015 2:08:00 AM	4.7	48.8
10/03/2015 2:09:00 AM	5.5	53.1
10/03/2015 2:10:00 AM	5.4	49.9
10/03/2015 2:12:00 AM	5.8	51.0
10/03/2015 2:19:00 AM	4.7	49.6
10/03/2015 2:24:00 AM	3.6	46.9
10/03/2015 2:25:00 AM	4.5	48.4
10/03/2015 2:26:00 AM	4.6	49.8
10/03/2015 2:33:00 AM	5.3	50.7
10/03/2015 2:34:00 AM	5.1	50.5
10/03/2015 2:35:00 AM	6.6	54.1
10/03/2015 2:36:00 AM	4.7	49.6
10/03/2015 2:38:00 AM	5.1	49.8
10/03/2015 2:42:00 AM	5.0	50.7
10/03/2015 2:50:00 AM	5.4	50.5
10/03/2015 2:52:00 AM	5.2	51.0
10/03/2015 2:56:00 AM	4.1	46.2
10/03/2015 2:57:00 AM	4.5	47.5
10/03/2015 2:59:00 AM	5.3	50.5
10/03/2015 3:02:00 AM	5.1	48.3
10/03/2015 3:03:00 AM	4.6	49.7
10/03/2015 3:09:00 AM	4.7	49.2
10/03/2015 3:11:00 AM	5.0	49.6
10/03/2015 3:12:00 AM	4.6	47.9
10/03/2015 3:15:00 AM	4.9	50.4

10/03/2015 3:16:00 AM	4.9	49.2
10/03/2015 3:19:00 AM	5.4	50.9
10/03/2015 3:20:00 AM	4.7	47.1
10/03/2015 3:23:00 AM	5.9	52.8
10/03/2015 3:24:00 AM	5.5	50.3
10/03/2015 3:27:00 AM	5.0	50.2
10/03/2015 3:29:00 AM	5.3	49.9
10/03/2015 3:30:00 AM	5.0	49.5
10/03/2015 3:31:00 AM	4.8	48.2
10/03/2015 3:33:00 AM	5.0	48.8
10/03/2015 3:34:00 AM	4.6	48.1
10/03/2015 3:35:00 AM	4.0	47.7
10/03/2015 3:37:00 AM	5.8	52.9
10/03/2015 3:39:00 AM	5.5	51.0
10/03/2015 3:40:00 AM	3.8	46.4
10/03/2015 3:43:00 AM	4.8	47.9
10/03/2015 3:44:00 AM	4.0	45.3
10/03/2015 3:47:00 AM	4.7	47.2
10/03/2015 3:48:00 AM	5.1	49.5
10/03/2015 3:49:00 AM	4.6	47.5
10/03/2015 3:50:00 AM	4.6	49.2
10/03/2015 3:51:00 AM	5.1	50.5
10/03/2015 3:53:00 AM	5.3	49.7
10/03/2015 3:57:00 AM	6.1	52.5
10/03/2015 3:58:00 AM	5.5	51.7
10/03/2015 3:59:00 AM	3.5	43.9
10/03/2015 4:01:00 AM	5.0	49.9
10/03/2015 4:05:00 AM	4.4	47.5
10/03/2015 4:06:00 AM	4.5	48.1
10/03/2015 4:07:00 AM	4.5	47.1
10/03/2015 4:10:00 AM	4.6	49.6
10/03/2015 4:11:00 AM	5.3	51.0
10/03/2015 4:12:00 AM	3.7	47.4
10/03/2015 4:13:00 AM	4.1	46.2
10/03/2015 4:17:00 AM	5.3	49.5
10/03/2015 4:18:00 AM	4.0	45.3
10/03/2015 4:20:00 AM	5.1	49.8
10/03/2015 4:21:00 AM	4.6	49.6
10/03/2015 4:28:00 AM	4.4	47.4
10/03/2015 4:31:00 AM	5.1	49.3
10/03/2015 4:34:00 AM	3.6	46.6
10/03/2015 4:41:00 AM	4.1	46.3
10/03/2015 4:48:00 AM	5.3	51.0
10/03/2015 4:50:00 AM	5.2	50.5
10/03/2015 11:58:00 PM	4.2	41.0
10/03/2015 11:59:00 PM	3.7	39.8
10/04/2015 12:03:00 AM	5.2	44.0
10/04/2015 12:04:00 AM	4.3	41.2
10/04/2015 12:05:00 AM	4.3	40.5
10/04/2015 12:08:00 AM	3.9	39.9
10/04/2015 12:09:00 AM	4.2	39.3
10/04/2015 12:11:00 AM	3.8	37.5
10/04/2015 12:12:00 AM	4.3	43.1
10/04/2015 12:13:00 AM	4.6	48.0
10/04/2015 12:15:00 AM	3.9	39.2

10/04/2015 12:16:00 AM	3.9	41.6
10/04/2015 12:19:00 AM	4.8	40.7
10/04/2015 12:20:00 AM	4.0	40.6
10/04/2015 12:21:00 AM	4.1	40.5
10/04/2015 2:17:00 AM	3.9	37.1
10/04/2015 2:20:00 AM	3.7	37.8
10/04/2015 2:21:00 AM	3.8	37.5
10/04/2015 2:22:00 AM	4.3	39.9
10/04/2015 2:23:00 AM	3.7	36.5
10/04/2015 2:24:00 AM	3.5	36.3
10/04/2015 2:25:00 AM	3.9	40.5
10/04/2015 2:26:00 AM	4.0	40.4
10/04/2015 2:27:00 AM	4.0	36.3
10/04/2015 2:28:00 AM	4.2	39.1
10/04/2015 2:29:00 AM	3.9	37.3
10/04/2015 2:30:00 AM	3.6	37.7
10/04/2015 2:31:00 AM	4.5	37.7
10/04/2015 2:34:00 AM	4.0	38.4
10/04/2015 2:35:00 AM	4.2	40.6
10/04/2015 2:39:00 AM	4.4	39.8
10/04/2015 2:43:00 AM	4.4	43.4
10/04/2015 2:44:00 AM	3.6	40.2
10/04/2015 2:46:00 AM	4.2	40.2
10/04/2015 2:47:00 AM	4.0	38.8
10/04/2015 2:48:00 AM	4.0	39.7
10/04/2015 2:49:00 AM	4.5	40.4
10/04/2015 2:50:00 AM	3.8	39.3
10/04/2015 2:51:00 AM	3.7	36.5
10/04/2015 2:52:00 AM	3.7	37.4
10/04/2015 2:54:00 AM	3.9	39.4
10/04/2015 2:55:00 AM	3.9	40.4
10/04/2015 2:56:00 AM	4.4	43.2
10/04/2015 2:57:00 AM	4.0	38.0
10/04/2015 2:58:00 AM	3.8	37.4
10/04/2015 3:00:00 AM	4.7	40.7
10/04/2015 3:01:00 AM	3.6	36.2
10/04/2015 3:02:00 AM	4.2	40.5
10/04/2015 3:03:00 AM	3.7	37.0
10/04/2015 3:06:00 AM	4.2	37.9
10/04/2015 3:12:00 AM	3.5	37.3
10/04/2015 3:16:00 AM	3.8	36.5
10/04/2015 3:18:00 AM	3.7	35.9
10/04/2015 3:19:00 AM	3.6	35.7
10/04/2015 3:23:00 AM	3.5	37.2
10/04/2015 3:26:00 AM	3.6	35.6
10/04/2015 3:27:00 AM	3.5	35.1
10/04/2015 3:28:00 AM	3.7	35.4
10/04/2015 3:30:00 AM	3.8	38.6
10/04/2015 3:31:00 AM	3.7	36.7
10/04/2015 3:48:00 AM	4.0	38.9
10/04/2015 4:05:00 AM	3.6	37.7
10/04/2015 4:06:00 AM	3.7	37.1
10/04/2015 4:15:00 AM	4.1	38.8
10/04/2015 4:16:00 AM	3.5	35.0
10/04/2015 4:27:00 AM	3.7	37.5

10/09/2015 3:32:00 AM	3.9	42.1
10/09/2015 3:37:00 AM	3.6	42.1
10/09/2015 4:12:00 AM	3.9	43.6
10/09/2015 4:15:00 AM	4.2	44.0
10/09/2015 4:41:00 AM	4.7	45.8
10/13/2015 1:34:00 AM	3.7	39.8
10/13/2015 2:06:00 AM	4.1	42.5
10/13/2015 2:07:00 AM	3.6	41.2
10/13/2015 2:08:00 AM	3.6	41.6
10/13/2015 2:10:00 AM	3.6	42.9
10/13/2015 2:11:00 AM	3.8	42.2
10/13/2015 2:19:00 AM	3.5	39.2
10/13/2015 2:25:00 AM	3.6	39.4
10/13/2015 2:26:00 AM	3.6	38.8
10/13/2015 2:37:00 AM	4.3	42.6
10/13/2015 2:39:00 AM	3.6	41.8
10/13/2015 2:40:00 AM	4.2	43.4
10/13/2015 2:44:00 AM	4.2	44.5
10/13/2015 2:45:00 AM	3.6	42.3
10/13/2015 2:47:00 AM	3.8	42.7
10/13/2015 2:54:00 AM	4.1	42.2
10/15/2015 10:02:00 PM	5.4	47.1
10/19/2015 10:02:00 PM	5.6	53.1
10/19/2015 10:12:00 PM	7.0	55.7
10/19/2015 10:19:00 PM	7.3	50.8
10/19/2015 10:23:00 PM	7.2	56.9
10/19/2015 10:24:00 PM	6.2	50.2
10/19/2015 10:27:00 PM	6.0	50.6
10/19/2015 10:31:00 PM	6.8	51.5
10/19/2015 10:32:00 PM	6.0	48.7
10/19/2015 10:34:00 PM	6.5	48.5
10/19/2015 10:35:00 PM	6.2	49.4
10/19/2015 10:36:00 PM	6.0	48.9
10/19/2015 10:40:00 PM	4.9	46.8
10/19/2015 10:41:00 PM	5.9	46.4
10/19/2015 10:42:00 PM	4.9	45.4
10/19/2015 10:45:00 PM	5.6	53.2
10/19/2015 10:48:00 PM	4.5	44.3
10/19/2015 10:49:00 PM	5.6	45.1
10/19/2015 10:52:00 PM	4.9	50.4
10/19/2015 10:53:00 PM	5.6	45.8
10/19/2015 10:55:00 PM	5.6	45.7
10/19/2015 10:58:00 PM	4.6	43.9
10/19/2015 10:59:00 PM	4.2	43.5
10/19/2015 11:01:00 PM	5.0	43.7
10/19/2015 11:02:00 PM	4.8	42.7
10/19/2015 11:06:00 PM	4.3	43.9
10/19/2015 11:10:00 PM	5.8	46.8
10/19/2015 11:11:00 PM	6.0	46.0
10/19/2015 11:12:00 PM	5.2	44.3
10/19/2015 11:13:00 PM	4.2	44.7
10/19/2015 11:14:00 PM	6.0	46.6
10/19/2015 11:15:00 PM	5.7	45.2
10/19/2015 11:16:00 PM	5.6	46.4
10/19/2015 11:17:00 PM	5.6	45.6

10/19/2015 11:19:00 PM	5.1	44.0
10/19/2015 11:20:00 PM	4.9	43.3
10/19/2015 11:21:00 PM	5.4	45.0
10/19/2015 11:22:00 PM	5.6	43.8
10/19/2015 11:23:00 PM	5.1	43.5
10/19/2015 11:24:00 PM	5.9	46.8
10/19/2015 11:25:00 PM	6.5	47.1
10/19/2015 11:26:00 PM	6.0	46.0
10/19/2015 11:27:00 PM	4.7	43.3
10/19/2015 11:28:00 PM	5.7	43.8
10/19/2015 11:30:00 PM	4.9	44.7
10/19/2015 11:32:00 PM	4.7	44.2
10/19/2015 11:34:00 PM	5.6	49.8
10/19/2015 11:35:00 PM	4.5	43.7
10/19/2015 11:36:00 PM	4.7	42.6
10/19/2015 11:37:00 PM	4.5	42.6
10/19/2015 11:38:00 PM	4.8	43.4
10/19/2015 11:40:00 PM	4.3	42.3
10/19/2015 11:44:00 PM	4.8	42.5
10/19/2015 11:45:00 PM	4.8	42.5
10/19/2015 11:46:00 PM	4.7	42.4
10/19/2015 11:47:00 PM	5.3	43.1
10/19/2015 11:48:00 PM	4.3	42.2
10/19/2015 11:49:00 PM	3.7	40.7
10/19/2015 11:50:00 PM	4.1	41.3
10/19/2015 11:51:00 PM	4.6	41.5
10/19/2015 11:52:00 PM	4.9	41.5
10/19/2015 11:53:00 PM	4.2	41.3
10/19/2015 11:54:00 PM	4.6	42.3
10/19/2015 11:55:00 PM	5.3	42.3
10/19/2015 11:56:00 PM	4.9	41.5
10/19/2015 11:57:00 PM	4.1	41.5
10/19/2015 11:58:00 PM	4.5	42.0
10/19/2015 11:59:00 PM	4.3	42.2
10/20/2015 12:01:00 AM	4.3	40.9
10/20/2015 12:02:00 AM	4.4	41.0
10/20/2015 12:03:00 AM	4.4	40.6
10/20/2015 12:04:00 AM	4.7	40.8
10/20/2015 12:05:00 AM	3.8	40.4
10/20/2015 12:06:00 AM	3.9	40.8
10/20/2015 12:07:00 AM	4.1	41.5
10/20/2015 12:08:00 AM	4.6	42.0
10/20/2015 12:09:00 AM	4.2	40.2
10/20/2015 12:10:00 AM	4.2	41.2
10/20/2015 12:11:00 AM	3.9	40.4
10/20/2015 12:13:00 AM	3.9	39.8
10/20/2015 12:14:00 AM	3.6	39.7
10/20/2015 12:15:00 AM	3.5	39.9
10/20/2015 12:17:00 AM	4.0	40.6
10/20/2015 12:18:00 AM	4.1	40.2
10/20/2015 12:19:00 AM	4.2	41.0
10/20/2015 12:20:00 AM	4.0	40.0
10/20/2015 12:21:00 AM	3.6	39.4
10/20/2015 12:22:00 AM	4.2	40.2
10/20/2015 12:23:00 AM	4.4	41.0

10/20/2015 12:24:00 AM	4.2	40.7
10/20/2015 12:25:00 AM	4.2	40.6
10/20/2015 12:26:00 AM	4.2	39.7
10/20/2015 12:27:00 AM	3.6	39.2
10/20/2015 12:30:00 AM	3.8	41.0
10/20/2015 12:31:00 AM	3.8	40.3
10/20/2015 12:32:00 AM	3.8	40.6
10/20/2015 12:33:00 AM	3.8	40.0
10/20/2015 12:34:00 AM	4.1	41.3
10/20/2015 12:35:00 AM	4.0	40.9
10/20/2015 12:36:00 AM	3.9	40.0
10/20/2015 12:37:00 AM	3.7	40.2
10/20/2015 12:39:00 AM	3.7	41.2
10/20/2015 12:40:00 AM	4.2	40.5
10/20/2015 12:41:00 AM	3.8	39.9
10/20/2015 12:43:00 AM	3.8	40.3
10/20/2015 12:44:00 AM	4.3	40.3
10/20/2015 12:46:00 AM	4.1	41.0
10/20/2015 12:47:00 AM	3.9	40.1
10/20/2015 12:48:00 AM	4.2	40.7
10/20/2015 12:49:00 AM	3.7	40.0
10/20/2015 12:50:00 AM	3.7	39.5
10/20/2015 12:51:00 AM	3.7	40.2
10/20/2015 12:58:00 AM	3.8	39.7
10/20/2015 12:59:00 AM	3.7	39.1
10/20/2015 4:24:00 AM	3.6	38.6
10/20/2015 4:29:00 AM	3.6	40.2
10/20/2015 4:37:00 AM	3.7	41.3
10/20/2015 4:39:00 AM	4.3	41.4
10/20/2015 4:40:00 AM	3.7	40.2
10/20/2015 4:41:00 AM	3.8	39.5
10/20/2015 4:43:00 AM	3.7	40.2
10/20/2015 4:44:00 AM	3.5	41.1
10/20/2015 4:48:00 AM	3.7	40.5
10/20/2015 4:55:00 AM	3.6	40.5
10/21/2015 10:03:00 PM	5.0	47.5
10/21/2015 10:06:00 PM	5.4	47.8
10/21/2015 10:07:00 PM	5.9	49.1
10/21/2015 10:08:00 PM	6.2	48.8
10/21/2015 10:20:00 PM	5.1	49.8
10/21/2015 10:23:00 PM	6.6	50.1
10/21/2015 10:25:00 PM	5.7	49.2
10/21/2015 10:35:00 PM	5.4	49.7
10/21/2015 10:37:00 PM	5.6	49.4
10/21/2015 10:39:00 PM	6.2	49.6
10/21/2015 10:45:00 PM	6.3	52.1
10/21/2015 10:46:00 PM	5.8	50.0
10/21/2015 10:47:00 PM	6.1	50.2
10/21/2015 10:48:00 PM	5.1	49.7
10/21/2015 10:51:00 PM	5.7	50.6
10/21/2015 10:52:00 PM	5.3	50.5
10/21/2015 10:53:00 PM	5.8	52.7
10/21/2015 10:54:00 PM	6.7	51.3
10/21/2015 10:55:00 PM	5.5	49.1
10/21/2015 11:02:00 PM	6.0	48.6

10/21/2015 11:03:00 PM	5.3	50.3
10/21/2015 11:05:00 PM	6.0	49.3
10/21/2015 11:09:00 PM	5.5	49.7
10/21/2015 11:14:00 PM	5.2	49.1
10/21/2015 11:20:00 PM	6.0	50.3
10/21/2015 11:22:00 PM	5.9	52.7
10/21/2015 11:24:00 PM	6.2	50.1
10/21/2015 11:25:00 PM	6.0	51.1
10/21/2015 11:26:00 PM	6.3	52.2
10/21/2015 11:34:00 PM	6.9	51.4
10/21/2015 11:37:00 PM	5.3	49.0
10/21/2015 11:41:00 PM	5.2	48.6
10/21/2015 11:43:00 PM	4.8	45.9
10/21/2015 11:47:00 PM	5.3	50.7
10/21/2015 11:49:00 PM	5.1	48.0
10/21/2015 11:50:00 PM	5.3	48.6
10/21/2015 11:56:00 PM	5.3	49.0
10/21/2015 11:58:00 PM	6.0	49.0
10/22/2015 12:01:00 AM	6.1	49.4
10/22/2015 12:02:00 AM	6.2	49.7
10/22/2015 12:05:00 AM	5.9	50.8
10/22/2015 12:13:00 AM	6.3	49.3
10/22/2015 12:16:00 AM	6.5	48.7
10/22/2015 12:21:00 AM	6.1	48.7
10/22/2015 12:24:00 AM	5.2	48.5
10/22/2015 12:25:00 AM	6.3	50.3
10/22/2015 12:31:00 AM	6.6	51.2
10/22/2015 12:33:00 AM	5.3	48.4
10/22/2015 12:40:00 AM	5.2	47.5
10/22/2015 12:41:00 AM	5.0	48.0
10/22/2015 12:44:00 AM	5.2	46.1
10/22/2015 12:45:00 AM	4.8	45.5
10/22/2015 12:47:00 AM	4.7	45.6
10/22/2015 12:48:00 AM	4.4	44.9
10/22/2015 12:49:00 AM	6.2	46.7
10/22/2015 12:51:00 AM	4.5	45.0
10/22/2015 12:52:00 AM	5.1	46.1
10/22/2015 12:54:00 AM	5.1	43.7
10/22/2015 12:55:00 AM	3.7	44.1
10/22/2015 12:57:00 AM	4.3	43.2
10/22/2015 12:58:00 AM	4.4	45.8
10/22/2015 1:00:00 AM	5.1	45.1
10/22/2015 1:03:00 AM	5.4	47.4
10/22/2015 1:05:00 AM	4.6	44.7
10/22/2015 1:06:00 AM	4.5	46.2
10/22/2015 1:07:00 AM	4.7	47.5
10/22/2015 1:08:00 AM	4.2	45.4
10/22/2015 1:09:00 AM	5.2	45.8
10/22/2015 1:10:00 AM	5.1	46.1
10/22/2015 1:11:00 AM	4.5	44.8
10/22/2015 1:15:00 AM	5.2	44.9
10/22/2015 1:16:00 AM	3.8	45.5
10/22/2015 1:17:00 AM	5.1	46.1
10/22/2015 1:20:00 AM	5.4	44.5
10/22/2015 1:26:00 AM	4.3	43.8

10/22/2015 1:27:00 AM	4.2	43.1
10/22/2015 1:28:00 AM	4.8	45.0
10/22/2015 1:29:00 AM	5.2	45.1
10/22/2015 1:34:00 AM	4.4	43.6
10/22/2015 1:35:00 AM	5.6	44.3
10/22/2015 1:37:00 AM	4.5	44.0
10/22/2015 1:40:00 AM	4.2	41.3
10/22/2015 1:41:00 AM	4.6	42.6
10/22/2015 1:43:00 AM	4.2	42.4
10/22/2015 1:44:00 AM	4.8	42.8
10/22/2015 1:45:00 AM	3.5	42.7
10/22/2015 1:49:00 AM	3.7	42.6
10/22/2015 1:50:00 AM	5.0	43.7
10/22/2015 1:51:00 AM	3.9	41.8
10/22/2015 1:52:00 AM	3.9	42.7
10/22/2015 1:53:00 AM	4.2	42.7
10/22/2015 1:54:00 AM	4.0	41.6
10/22/2015 1:55:00 AM	4.7	42.1
10/22/2015 1:57:00 AM	3.7	40.9
10/22/2015 1:58:00 AM	4.1	41.0
10/22/2015 2:00:00 AM	4.9	43.8
10/22/2015 2:01:00 AM	5.1	42.0
10/22/2015 2:05:00 AM	3.7	39.9
10/22/2015 2:08:00 AM	3.7	39.9
10/22/2015 2:09:00 AM	3.5	39.3
10/22/2015 2:10:00 AM	4.5	40.5
10/22/2015 2:11:00 AM	4.6	39.8
10/22/2015 2:14:00 AM	3.9	40.0
10/22/2015 2:16:00 AM	3.5	38.9
10/22/2015 2:17:00 AM	3.7	39.8
10/22/2015 2:18:00 AM	3.6	39.8
10/22/2015 2:21:00 AM	3.7	39.5
10/22/2015 2:23:00 AM	3.7	41.3
10/22/2015 2:24:00 AM	3.5	39.5
10/22/2015 2:25:00 AM	3.5	39.8
10/22/2015 2:26:00 AM	3.8	39.8
10/22/2015 2:27:00 AM	3.7	40.7
10/22/2015 2:28:00 AM	3.7	39.9
10/22/2015 2:31:00 AM	3.9	40.0
10/22/2015 2:32:00 AM	4.0	40.4
10/22/2015 2:33:00 AM	3.8	40.3
10/22/2015 2:35:00 AM	3.8	40.7
10/22/2015 2:36:00 AM	3.5	40.6
10/22/2015 2:37:00 AM	3.9	40.8
10/22/2015 2:38:00 AM	4.0	40.3
10/22/2015 2:40:00 AM	3.9	40.6
10/22/2015 2:43:00 AM	3.6	40.9
10/22/2015 2:44:00 AM	3.6	40.5
10/22/2015 2:45:00 AM	3.6	40.8
10/22/2015 2:46:00 AM	3.6	40.6
10/22/2015 2:47:00 AM	3.8	40.9
10/22/2015 2:48:00 AM	3.8	41.0
10/22/2015 2:53:00 AM	3.8	40.1
10/22/2015 2:54:00 AM	3.7	41.1
10/22/2015 3:02:00 AM	3.6	38.4

10/22/2015 3:12:00 AM	3.5	41.2
10/22/2015 3:29:00 AM	3.5	41.1
10/22/2015 3:32:00 AM	3.6	40.0
10/22/2015 3:33:00 AM	3.8	41.3
10/22/2015 3:34:00 AM	4.5	40.8
10/22/2015 3:35:00 AM	4.2	40.8
10/22/2015 3:37:00 AM	4.2	41.1
10/22/2015 3:38:00 AM	4.3	41.2
10/22/2015 3:39:00 AM	4.2	40.2
10/22/2015 3:40:00 AM	4.7	40.4
10/22/2015 3:41:00 AM	4.4	40.2
10/22/2015 3:42:00 AM	3.6	39.1
10/22/2015 3:43:00 AM	3.7	39.0
10/22/2015 3:50:00 AM	3.9	39.4
10/22/2015 3:51:00 AM	3.8	39.7
10/22/2015 3:52:00 AM	4.2	40.4
10/22/2015 3:55:00 AM	4.4	41.9
10/22/2015 3:57:00 AM	3.7	39.3
10/22/2015 3:58:00 AM	3.7	39.1
10/22/2015 4:00:00 AM	3.9	38.8
10/22/2015 4:32:00 AM	3.8	44.9
10/23/2015 3:02:00 AM	4.1	43.2
10/23/2015 3:06:00 AM	3.6	42.1
10/23/2015 3:07:00 AM	3.8	43.0
10/23/2015 3:08:00 AM	3.6	41.9
10/23/2015 3:09:00 AM	3.8	43.0
10/23/2015 3:13:00 AM	3.9	43.7
10/23/2015 3:16:00 AM	3.5	43.8
10/23/2015 3:21:00 AM	3.8	41.9
10/23/2015 3:29:00 AM	3.6	43.0
10/23/2015 3:36:00 AM	3.6	42.4
10/23/2015 4:20:00 AM	3.6	43.0
10/23/2015 4:29:00 AM	3.6	44.0
10/23/2015 4:31:00 AM	3.7	44.8
10/23/2015 10:00:00 PM	3.9	46.6
10/23/2015 10:02:00 PM	3.6	41.2
10/23/2015 10:03:00 PM	3.8	42.4
10/23/2015 10:04:00 PM	3.6	43.4
10/23/2015 10:05:00 PM	3.9	42.8
10/23/2015 10:07:00 PM	3.5	42.8
10/23/2015 10:08:00 PM	3.7	42.6
10/23/2015 10:09:00 PM	3.6	43.0
10/23/2015 10:10:00 PM	3.9	44.6
10/23/2015 10:11:00 PM	3.8	45.2
10/23/2015 10:13:00 PM	4.4	44.9
10/23/2015 10:14:00 PM	3.8	43.1
10/23/2015 10:15:00 PM	4.1	45.2
10/23/2015 10:16:00 PM	3.8	43.2
10/23/2015 10:17:00 PM	3.9	44.4
10/23/2015 10:18:00 PM	3.6	44.8
10/23/2015 10:20:00 PM	3.7	44.2
10/23/2015 10:21:00 PM	3.6	43.0
10/23/2015 10:22:00 PM	4.5	45.8
10/23/2015 10:23:00 PM	4.3	44.3
10/23/2015 10:24:00 PM	3.8	43.1

10/23/2015 10:27:00 PM	3.6	44.6
10/23/2015 10:30:00 PM	4.5	45.3
10/23/2015 10:32:00 PM	4.3	44.0
10/23/2015 10:33:00 PM	4.4	45.9
10/23/2015 10:34:00 PM	4.4	45.0
10/23/2015 10:35:00 PM	4.3	46.6
10/23/2015 10:37:00 PM	6.2	48.8
10/23/2015 10:38:00 PM	4.5	44.4
10/23/2015 10:42:00 PM	4.9	46.4
10/23/2015 10:43:00 PM	4.8	48.2
10/23/2015 10:44:00 PM	5.3	48.3
10/23/2015 10:45:00 PM	4.9	45.7
10/23/2015 10:46:00 PM	5.6	50.4
10/23/2015 10:48:00 PM	5.1	47.2
10/23/2015 10:49:00 PM	5.0	46.8
10/23/2015 10:50:00 PM	5.2	48.4
10/23/2015 10:51:00 PM	5.3	49.0
10/23/2015 10:52:00 PM	5.4	49.8
10/23/2015 10:53:00 PM	5.7	48.7
10/23/2015 10:54:00 PM	4.9	50.0
10/23/2015 10:56:00 PM	4.9	46.7
10/23/2015 10:57:00 PM	4.3	46.0
10/23/2015 10:58:00 PM	4.5	46.3
10/23/2015 10:59:00 PM	5.0	46.4
10/23/2015 11:01:00 PM	4.8	47.5
10/23/2015 11:02:00 PM	5.3	49.4
10/23/2015 11:04:00 PM	4.6	43.7
10/23/2015 11:05:00 PM	4.7	41.6
10/23/2015 11:07:00 PM	4.5	42.7
10/23/2015 11:12:00 PM	4.0	42.4
10/23/2015 11:13:00 PM	3.8	41.5
10/23/2015 11:14:00 PM	4.1	46.0
10/23/2015 11:16:00 PM	6.3	48.8
10/23/2015 11:17:00 PM	5.0	43.8
10/23/2015 11:19:00 PM	5.7	49.4
10/23/2015 11:20:00 PM	5.8	47.0
10/23/2015 11:25:00 PM	4.2	44.5
10/23/2015 11:29:00 PM	5.0	43.7
10/23/2015 11:30:00 PM	4.7	44.5
10/23/2015 11:32:00 PM	4.5	46.2
10/23/2015 11:33:00 PM	5.7	46.5
10/23/2015 11:34:00 PM	4.7	44.5
10/23/2015 11:35:00 PM	5.4	47.5
10/23/2015 11:36:00 PM	5.3	45.3
10/23/2015 11:37:00 PM	6.0	48.3
10/23/2015 11:38:00 PM	5.0	45.7
10/23/2015 11:39:00 PM	5.3	50.7
10/23/2015 11:40:00 PM	5.9	51.5
10/23/2015 11:42:00 PM	5.1	46.3
10/23/2015 11:45:00 PM	5.2	49.0
10/23/2015 11:49:00 PM	4.9	48.1
10/23/2015 11:50:00 PM	5.9	46.5
10/23/2015 11:51:00 PM	4.7	45.5
10/23/2015 11:53:00 PM	5.4	48.0
10/23/2015 11:54:00 PM	6.4	48.5

10/23/2015 11:55:00 PM	4.8	47.2
10/23/2015 11:57:00 PM	3.9	44.4
10/23/2015 11:58:00 PM	4.8	47.1
10/23/2015 11:59:00 PM	4.6	46.9
10/24/2015 12:00:00 AM	5.2	45.6
10/24/2015 12:01:00 AM	5.3	45.9
10/24/2015 12:03:00 AM	5.0	45.7
10/24/2015 12:04:00 AM	3.8	43.3
10/24/2015 12:05:00 AM	5.4	46.5
10/24/2015 12:07:00 AM	4.8	44.3
10/24/2015 12:08:00 AM	4.2	42.1
10/24/2015 12:11:00 AM	3.6	43.0
10/24/2015 12:12:00 AM	4.2	42.1
10/24/2015 12:14:00 AM	4.1	42.5
10/24/2015 12:15:00 AM	3.8	41.8
10/24/2015 12:16:00 AM	4.6	44.1
10/24/2015 12:17:00 AM	4.1	41.8
10/24/2015 12:18:00 AM	4.7	43.4
10/24/2015 12:19:00 AM	5.4	45.2
10/24/2015 12:20:00 AM	5.2	43.9
10/24/2015 12:21:00 AM	4.6	43.7
10/24/2015 12:22:00 AM	4.5	43.9
10/24/2015 12:23:00 AM	4.1	42.8
10/24/2015 12:24:00 AM	4.8	42.9
10/24/2015 12:25:00 AM	4.2	42.6
10/24/2015 12:26:00 AM	4.6	43.1
10/24/2015 12:27:00 AM	5.3	46.5
10/24/2015 12:28:00 AM	5.2	45.8
10/24/2015 12:30:00 AM	4.8	47.4
10/24/2015 12:31:00 AM	5.7	46.4
10/24/2015 12:32:00 AM	5.2	46.8
10/24/2015 12:33:00 AM	5.4	48.4
10/24/2015 12:35:00 AM	7.0	52.3
10/24/2015 12:36:00 AM	6.4	51.9
10/24/2015 12:37:00 AM	6.7	49.8
10/24/2015 12:38:00 AM	5.4	48.5
10/24/2015 12:39:00 AM	5.0	44.9
10/24/2015 12:40:00 AM	4.1	44.2
10/24/2015 12:41:00 AM	5.3	45.3
10/24/2015 12:42:00 AM	4.7	43.1
10/24/2015 12:43:00 AM	4.1	42.2
10/24/2015 12:44:00 AM	4.2	41.3
10/24/2015 12:45:00 AM	4.7	42.3
10/24/2015 12:46:00 AM	4.3	42.5
10/24/2015 12:47:00 AM	3.7	41.9
10/24/2015 12:48:00 AM	3.9	43.2
10/24/2015 12:49:00 AM	4.4	40.4
10/24/2015 12:50:00 AM	4.3	43.4
10/24/2015 12:51:00 AM	5.1	44.9
10/24/2015 12:52:00 AM	4.8	43.1
10/24/2015 12:53:00 AM	4.8	44.2
10/24/2015 12:54:00 AM	5.6	46.5
10/24/2015 12:55:00 AM	5.1	47.6
10/24/2015 12:57:00 AM	5.3	47.0
10/24/2015 12:58:00 AM	4.2	43.8

10/24/2015 12:59:00 AM	5.0	47.8
10/24/2015 1:00:00 AM	5.4	48.1
10/24/2015 1:02:00 AM	4.8	50.6
10/24/2015 1:04:00 AM	5.4	47.0
10/24/2015 1:07:00 AM	4.5	43.7
10/24/2015 1:08:00 AM	4.9	43.1
10/24/2015 1:11:00 AM	3.6	42.4
10/24/2015 1:14:00 AM	3.7	43.0
10/24/2015 1:15:00 AM	4.9	45.9
10/24/2015 1:16:00 AM	5.3	45.3
10/24/2015 1:17:00 AM	4.6	43.7
10/24/2015 1:18:00 AM	4.3	45.4
10/24/2015 1:19:00 AM	4.2	43.1
10/24/2015 1:20:00 AM	5.7	47.2
10/24/2015 1:21:00 AM	6.0	46.5
10/24/2015 1:22:00 AM	6.4	48.3
10/24/2015 1:23:00 AM	5.5	45.5
10/24/2015 1:24:00 AM	4.8	46.7
10/24/2015 1:26:00 AM	6.1	47.1
10/24/2015 1:27:00 AM	4.8	42.9
10/24/2015 1:28:00 AM	4.0	42.3
10/24/2015 1:31:00 AM	4.8	47.0
10/24/2015 1:32:00 AM	5.4	44.3
10/24/2015 1:34:00 AM	5.1	44.4
10/24/2015 1:35:00 AM	3.9	41.2
10/24/2015 1:38:00 AM	4.1	42.8
10/24/2015 1:39:00 AM	5.7	45.4
10/24/2015 1:40:00 AM	4.5	44.1
10/24/2015 1:42:00 AM	4.5	43.0
10/24/2015 1:43:00 AM	4.5	45.3
10/24/2015 1:45:00 AM	5.2	45.0
10/24/2015 1:46:00 AM	4.5	42.5
10/24/2015 1:47:00 AM	4.6	44.1
10/24/2015 1:48:00 AM	4.5	42.0
10/24/2015 1:54:00 AM	3.9	41.6
10/24/2015 1:55:00 AM	3.5	40.5
10/24/2015 2:01:00 AM	4.5	46.3
10/24/2015 2:02:00 AM	4.1	42.9
10/24/2015 2:03:00 AM	4.2	43.5
10/24/2015 2:04:00 AM	4.1	42.5
10/24/2015 2:05:00 AM	4.3	42.1
10/24/2015 2:07:00 AM	4.4	43.4
10/24/2015 2:08:00 AM	5.6	44.3
10/24/2015 2:09:00 AM	4.9	43.0
10/24/2015 2:10:00 AM	4.7	46.6
10/24/2015 2:11:00 AM	5.6	49.0
10/24/2015 2:12:00 AM	6.0	50.8
10/24/2015 2:13:00 AM	5.4	46.8
10/24/2015 2:14:00 AM	5.5	47.8
10/24/2015 2:15:00 AM	5.3	45.5
10/24/2015 2:16:00 AM	4.5	42.6
10/24/2015 2:18:00 AM	4.7	45.8
10/24/2015 2:19:00 AM	4.2	42.8
10/24/2015 2:21:00 AM	4.9	43.9
10/24/2015 2:22:00 AM	3.8	39.8

10/24/2015 2:25:00 AM	3.6	40.2
10/24/2015 2:27:00 AM	3.5	40.7
10/24/2015 2:32:00 AM	3.8	40.6
10/24/2015 2:33:00 AM	4.7	42.1
10/24/2015 2:34:00 AM	4.2	40.8
10/24/2015 2:35:00 AM	3.6	39.5
10/24/2015 2:37:00 AM	3.8	39.7
10/24/2015 2:38:00 AM	3.9	40.8
10/24/2015 2:39:00 AM	3.9	40.1
10/24/2015 2:40:00 AM	4.1	41.2
10/24/2015 2:41:00 AM	3.7	40.8
10/24/2015 2:42:00 AM	4.5	40.3
10/24/2015 2:58:00 AM	3.8	42.4
10/24/2015 2:59:00 AM	4.0	40.0
10/24/2015 3:00:00 AM	3.8	40.6
10/24/2015 3:01:00 AM	3.6	40.4
10/24/2015 3:02:00 AM	3.8	41.2
10/24/2015 3:03:00 AM	5.0	43.6
10/24/2015 3:04:00 AM	5.2	46.8
10/24/2015 3:07:00 AM	4.4	44.0
10/24/2015 3:08:00 AM	4.0	40.5
10/24/2015 3:09:00 AM	4.0	41.7
10/24/2015 3:10:00 AM	4.7	41.4
10/24/2015 3:11:00 AM	4.1	43.7
10/24/2015 3:12:00 AM	4.0	41.9
10/24/2015 3:13:00 AM	4.3	43.0
10/24/2015 3:14:00 AM	4.6	42.6
10/24/2015 3:15:00 AM	4.3	42.2
10/24/2015 3:16:00 AM	4.7	45.3
10/24/2015 3:17:00 AM	4.8	45.0
10/24/2015 3:18:00 AM	4.5	44.4
10/24/2015 10:01:00 PM	4.0	41.5
10/24/2015 10:11:00 PM	3.8	42.7
10/27/2015 10:00:00 PM	4.6	49.0
10/27/2015 10:01:00 PM	4.6	49.0
10/27/2015 10:02:00 PM	4.8	48.8
10/27/2015 10:03:00 PM	4.8	47.8
10/27/2015 10:04:00 PM	4.5	47.3
10/27/2015 10:05:00 PM	3.7	47.5
10/27/2015 10:06:00 PM	4.9	48.8
10/27/2015 10:07:00 PM	4.3	47.5
10/27/2015 10:08:00 PM	4.9	49.4
10/27/2015 10:09:00 PM	5.4	50.9
10/27/2015 10:10:00 PM	4.2	47.5
10/27/2015 10:11:00 PM	4.6	50.8
10/27/2015 10:12:00 PM	4.8	48.8
10/27/2015 10:13:00 PM	4.4	46.9
10/27/2015 10:14:00 PM	4.6	48.2
10/27/2015 10:15:00 PM	4.6	47.3
10/27/2015 10:17:00 PM	4.6	47.7
10/27/2015 10:19:00 PM	5.6	50.7
10/27/2015 10:21:00 PM	5.7	51.9
10/27/2015 10:23:00 PM	5.4	50.7
10/27/2015 10:24:00 PM	5.2	50.5
10/27/2015 11:18:00 PM	5.9	51.4

10/27/2015 11:20:00 PM	5.6	51.7
10/27/2015 11:21:00 PM	5.4	50.7
10/27/2015 11:22:00 PM	5.8	52.8
10/27/2015 11:23:00 PM	6.5	53.0
10/29/2015 12:06:00 AM	4.9	44.7
10/29/2015 12:07:00 AM	5.3	44.4
10/29/2015 12:08:00 AM	4.7	44.2
10/29/2015 12:09:00 AM	4.4	39.1
10/29/2015 12:10:00 AM	4.3	39.6
10/29/2015 12:11:00 AM	4.2	39.8
10/29/2015 12:12:00 AM	4.0	38.6
10/29/2015 12:13:00 AM	3.8	38.0
10/29/2015 12:16:00 AM	4.6	40.1
10/29/2015 12:17:00 AM	4.5	39.6
10/29/2015 12:18:00 AM	3.9	40.9
10/29/2015 12:19:00 AM	5.2	43.2
10/29/2015 12:21:00 AM	5.9	46.4
10/29/2015 12:22:00 AM	5.6	43.9
10/29/2015 12:24:00 AM	6.5	50.2
10/29/2015 12:25:00 AM	5.8	48.8
10/29/2015 12:27:00 AM	5.4	44.3
10/29/2015 12:29:00 AM	3.9	42.0
10/29/2015 12:30:00 AM	4.8	43.2
10/29/2015 12:31:00 AM	5.1	42.5
10/29/2015 12:33:00 AM	4.3	39.8
10/29/2015 12:34:00 AM	4.0	41.2
10/29/2015 12:35:00 AM	5.8	42.5
10/29/2015 12:36:00 AM	5.1	42.6
10/29/2015 12:38:00 AM	3.8	38.4
10/29/2015 12:39:00 AM	4.2	39.1
10/29/2015 12:40:00 AM	3.6	38.3
10/29/2015 12:41:00 AM	3.9	40.8
10/29/2015 12:42:00 AM	4.9	39.7
10/29/2015 12:44:00 AM	4.1	38.6
10/29/2015 12:45:00 AM	4.2	40.2
10/29/2015 12:46:00 AM	5.1	40.3
10/29/2015 12:47:00 AM	5.1	39.6
10/29/2015 12:48:00 AM	4.5	41.3
10/29/2015 12:49:00 AM	5.8	41.2
10/29/2015 12:50:00 AM	4.6	38.8
10/29/2015 12:51:00 AM	5.0	39.3
10/29/2015 12:52:00 AM	4.5	37.9
10/29/2015 12:53:00 AM	4.1	38.5
10/29/2015 12:54:00 AM	4.0	36.9
10/29/2015 12:55:00 AM	4.2	36.7
10/29/2015 12:56:00 AM	4.1	37.1
10/29/2015 1:17:00 AM	3.7	37.3
10/29/2015 1:18:00 AM	3.8	36.1
10/29/2015 1:19:00 AM	3.7	37.4
10/29/2015 1:20:00 AM	3.7	36.6
10/29/2015 1:23:00 AM	4.2	37.1
10/29/2015 1:24:00 AM	3.8	36.9
10/29/2015 1:28:00 AM	5.3	42.0
10/29/2015 1:29:00 AM	4.4	40.0
10/29/2015 1:30:00 AM	3.9	38.2

10/29/2015 1:31:00 AM	3.6	36.7
10/29/2015 1:32:00 AM	4.6	39.4
10/29/2015 1:34:00 AM	4.6	38.8
10/29/2015 1:37:00 AM	4.3	37.0
10/29/2015 1:38:00 AM	3.6	39.4
10/29/2015 1:40:00 AM	4.1	37.0
10/29/2015 1:41:00 AM	4.9	39.7
10/29/2015 1:42:00 AM	4.9	39.5
10/29/2015 1:44:00 AM	5.1	41.0
10/29/2015 1:45:00 AM	4.2	40.3
10/29/2015 1:46:00 AM	4.3	38.8
10/29/2015 1:47:00 AM	5.6	41.5
10/29/2015 1:50:00 AM	5.2	41.1
10/29/2015 1:51:00 AM	5.3	39.9
10/29/2015 1:52:00 AM	4.9	39.3
10/29/2015 1:53:00 AM	4.9	39.2
10/29/2015 1:56:00 AM	4.6	37.0
10/29/2015 2:00:00 AM	3.6	33.9
10/29/2015 2:10:00 AM	3.8	37.1
10/29/2015 2:11:00 AM	3.9	37.8
10/29/2015 2:12:00 AM	3.7	36.5
10/29/2015 10:28:00 PM	5.0	44.9
10/29/2015 10:29:00 PM	4.3	44.0
10/29/2015 10:30:00 PM	4.8	46.7
10/29/2015 10:31:00 PM	6.6	51.5
10/29/2015 10:33:00 PM	6.1	51.8
10/29/2015 10:35:00 PM	5.5	47.8
10/29/2015 10:49:00 PM	4.5	47.2
10/29/2015 11:04:00 PM	4.4	46.7
10/29/2015 11:15:00 PM	3.8	46.5
10/29/2015 11:26:00 PM	4.6	45.7
11/01/2015 1:01:00 AM	6.6	44.5
11/01/2015 1:05:00 AM	5.4	42.9
11/01/2015 1:06:00 AM	4.9	39.8
11/01/2015 1:07:00 AM	5.0	41.9
11/01/2015 1:08:00 AM	4.9	45.0
11/01/2015 1:16:00 AM	7.0	45.2
11/01/2015 1:17:00 AM	6.8	43.7
11/01/2015 1:19:00 AM	7.0	42.7
11/01/2015 1:20:00 AM	6.4	49.1
11/01/2015 1:20:00 AM	5.1	40.2
11/01/2015 1:21:00 AM	5.3	42.3
11/01/2015 1:23:00 AM	6.4	44.1
11/01/2015 1:28:00 AM	5.9	48.9
11/01/2015 1:29:00 AM	6.4	43.8
11/01/2015 1:30:00 AM	5.8	43.3
11/01/2015 1:32:00 AM	5.6	42.3
11/01/2015 1:33:00 AM	5.9	43.0
11/01/2015 1:35:00 AM	6.6	48.1
11/01/2015 1:35:00 AM	5.5	43.5
11/01/2015 1:36:00 AM	5.1	45.4
11/01/2015 1:36:00 AM	6.2	44.0
11/01/2015 1:38:00 AM	5.5	41.6
11/01/2015 1:39:00 AM	5.4	42.5
11/01/2015 1:41:00 AM	6.1	43.2

11/01/2015 1:42:00 AM	6.1	43.2
11/01/2015 1:43:00 AM	5.6	41.6
11/01/2015 1:45:00 AM	6.7	49.3
11/01/2015 1:45:00 AM	6.0	43.3
11/01/2015 1:46:00 AM	6.4	48.5
11/01/2015 1:46:00 AM	5.0	42.1
11/01/2015 1:53:00 AM	7.2	47.3
11/01/2015 1:53:00 AM	5.3	43.3
11/01/2015 1:54:00 AM	5.8	42.5
11/01/2015 1:56:00 AM	6.4	43.4
11/01/2015 1:58:00 AM	6.2	42.4
11/01/2015 1:59:00 AM	5.9	45.6
11/01/2015 2:00:00 AM	6.2	42.4
11/01/2015 2:01:00 AM	5.7	42.6
11/01/2015 2:02:00 AM	6.5	44.0
11/01/2015 3:31:00 AM	5.0	42.0
11/01/2015 3:32:00 AM	4.9	41.3
11/01/2015 3:33:00 AM	5.4	42.3
11/01/2015 3:34:00 AM	5.4	43.5
11/01/2015 3:35:00 AM	5.8	41.7
11/01/2015 3:37:00 AM	4.8	41.2
11/01/2015 3:38:00 AM	5.6	43.5
11/01/2015 3:39:00 AM	5.6	43.0
11/01/2015 3:40:00 AM	5.1	40.2
11/01/2015 3:41:00 AM	5.8	42.1
11/01/2015 3:43:00 AM	4.7	38.7
11/01/2015 3:44:00 AM	5.1	40.5
11/01/2015 3:46:00 AM	5.7	40.9
11/01/2015 3:47:00 AM	4.8	38.3
11/01/2015 3:48:00 AM	4.8	38.7
11/01/2015 3:49:00 AM	4.7	38.7
11/01/2015 3:50:00 AM	4.2	37.8
11/01/2015 3:51:00 AM	4.5	38.2
11/01/2015 3:52:00 AM	5.0	40.6
11/01/2015 3:53:00 AM	6.2	43.7
11/01/2015 3:54:00 AM	6.3	43.9
11/01/2015 3:55:00 AM	5.4	42.3
11/01/2015 3:56:00 AM	5.3	43.0
11/01/2015 3:57:00 AM	6.5	44.6
11/01/2015 3:59:00 AM	4.5	40.1
11/01/2015 4:00:00 AM	5.7	43.4
11/01/2015 4:01:00 AM	4.5	41.3
11/01/2015 4:03:00 AM	4.4	39.8
11/01/2015 4:04:00 AM	4.0	37.0
11/01/2015 4:05:00 AM	4.8	40.2
11/01/2015 4:06:00 AM	5.4	39.3
11/01/2015 4:07:00 AM	5.4	41.8
11/01/2015 4:08:00 AM	4.5	40.2
11/01/2015 4:09:00 AM	5.1	40.1
11/01/2015 4:10:00 AM	4.4	38.3
11/01/2015 4:11:00 AM	5.1	40.6
11/01/2015 4:13:00 AM	5.6	41.3
11/01/2015 4:14:00 AM	5.9	41.1
11/01/2015 4:15:00 AM	5.2	39.2
11/01/2015 4:16:00 AM	4.7	39.8

11/01/2015 4:17:00 AM	5.0	40.8
11/01/2015 4:20:00 AM	4.2	37.3
11/01/2015 4:21:00 AM	4.3	38.5
11/01/2015 4:22:00 AM	5.2	37.6
11/01/2015 4:23:00 AM	4.5	37.8
11/01/2015 4:24:00 AM	4.5	38.8
11/01/2015 4:25:00 AM	4.4	38.1
11/01/2015 4:26:00 AM	4.3	36.5
11/01/2015 4:27:00 AM	4.1	46.6
11/01/2015 4:29:00 AM	4.5	38.0
11/01/2015 4:30:00 AM	4.2	39.1
11/01/2015 4:31:00 AM	4.5	37.6
11/01/2015 4:33:00 AM	4.9	37.3
11/01/2015 4:34:00 AM	3.9	36.3
11/01/2015 4:35:00 AM	4.3	40.1
11/01/2015 4:36:00 AM	4.5	38.1
11/01/2015 4:37:00 AM	4.1	36.7
11/01/2015 4:38:00 AM	5.0	39.9
11/01/2015 4:39:00 AM	4.8	36.8
11/01/2015 4:40:00 AM	4.7	37.0
11/01/2015 4:41:00 AM	4.8	42.3
11/01/2015 4:42:00 AM	4.4	38.2
11/01/2015 4:44:00 AM	4.4	37.1
11/01/2015 4:45:00 AM	4.9	38.1
11/01/2015 4:46:00 AM	4.8	40.0
11/01/2015 4:47:00 AM	4.9	36.5
11/01/2015 4:48:00 AM	4.1	37.2
11/01/2015 4:49:00 AM	4.3	37.8
11/01/2015 4:50:00 AM	4.0	39.2
11/01/2015 4:52:00 AM	3.8	39.2
11/01/2015 4:53:00 AM	4.4	40.3
11/01/2015 4:55:00 AM	4.0	38.2
11/01/2015 4:56:00 AM	4.9	38.3
11/01/2015 4:57:00 AM	5.0	36.7
11/01/2015 4:58:00 AM	4.7	38.8
11/01/2015 4:59:00 AM	4.3	37.5
11/02/2015 10:00:00 PM	4.1	44.8
11/02/2015 10:03:00 PM	3.7	44.9
11/02/2015 10:06:00 PM	3.8	45.3
11/02/2015 10:14:00 PM	4.1	44.2
11/02/2015 10:20:00 PM	3.6	43.9
11/02/2015 11:55:00 PM	3.9	43.3
11/02/2015 11:56:00 PM	4.3	42.9
11/02/2015 11:57:00 PM	4.0	43.9
11/02/2015 11:58:00 PM	4.1	43.3
11/02/2015 11:59:00 PM	3.9	43.5
11/03/2015 12:00:00 AM	3.9	42.8
11/03/2015 12:01:00 AM	3.9	41.4
11/03/2015 12:02:00 AM	4.0	42.0
11/03/2015 12:03:00 AM	4.1	42.7
11/03/2015 12:04:00 AM	4.3	42.3
11/03/2015 12:06:00 AM	4.6	42.5
11/03/2015 12:08:00 AM	4.2	43.0
11/03/2015 12:09:00 AM	3.9	42.8
11/03/2015 12:11:00 AM	4.2	42.1

11/03/2015 12:12:00 AM	4.2	42.9
11/03/2015 12:13:00 AM	3.7	41.9
11/03/2015 12:14:00 AM	3.7	42.2
11/03/2015 12:15:00 AM	3.8	42.4
11/03/2015 12:17:00 AM	4.0	41.4
11/03/2015 12:18:00 AM	4.1	41.4
11/03/2015 12:19:00 AM	3.6	41.4
11/03/2015 12:20:00 AM	4.1	41.3
11/03/2015 12:21:00 AM	4.1	42.0
11/03/2015 12:22:00 AM	3.6	41.3
11/03/2015 12:24:00 AM	3.8	41.0
11/03/2015 12:25:00 AM	3.8	41.8
11/03/2015 12:26:00 AM	3.7	42.0
11/03/2015 12:27:00 AM	4.1	42.9
11/03/2015 12:28:00 AM	4.0	42.2
11/03/2015 12:29:00 AM	3.9	42.2
11/03/2015 12:30:00 AM	4.1	42.1
11/03/2015 12:31:00 AM	4.1	41.8
11/03/2015 12:32:00 AM	4.4	41.2
11/03/2015 12:33:00 AM	3.6	41.3
11/03/2015 12:34:00 AM	3.8	41.3
11/03/2015 12:35:00 AM	3.7	40.5
11/03/2015 12:36:00 AM	3.7	40.4
11/03/2015 12:37:00 AM	3.8	40.6
11/03/2015 12:41:00 AM	3.5	40.3
11/03/2015 12:42:00 AM	3.6	41.0
11/03/2015 12:43:00 AM	4.0	41.1
11/03/2015 12:45:00 AM	4.0	41.7
11/03/2015 12:47:00 AM	3.6	41.8
11/03/2015 12:48:00 AM	4.0	42.0
11/03/2015 12:49:00 AM	3.9	42.6
11/03/2015 12:50:00 AM	4.1	42.4
11/03/2015 12:52:00 AM	3.6	42.7
11/03/2015 12:53:00 AM	3.5	41.9
11/03/2015 12:54:00 AM	3.5	42.1
11/03/2015 12:56:00 AM	4.1	41.9
11/03/2015 12:57:00 AM	4.0	41.9
11/03/2015 1:01:00 AM	3.8	42.0
11/03/2015 1:02:00 AM	3.7	41.9
11/03/2015 1:05:00 AM	3.6	42.0
11/03/2015 1:08:00 AM	3.6	43.8
11/03/2015 1:12:00 AM	4.0	43.0
11/03/2015 1:13:00 AM	3.6	43.1
11/03/2015 1:14:00 AM	4.3	42.0
11/03/2015 1:15:00 AM	4.0	41.8
11/03/2015 1:16:00 AM	4.4	42.3
11/03/2015 1:17:00 AM	3.6	40.8
11/03/2015 1:18:00 AM	3.7	43.0
11/03/2015 1:19:00 AM	3.9	41.9
11/03/2015 1:20:00 AM	3.8	41.6
11/03/2015 1:21:00 AM	3.6	41.6
11/03/2015 1:23:00 AM	3.8	42.1
11/03/2015 1:33:00 AM	3.5	39.6
11/03/2015 1:46:00 AM	3.7	43.0
11/05/2015 11:13:00 PM	3.7	39.3

11/05/2015 11:17:00 PM	4.1	45.1
11/05/2015 11:25:00 PM	3.7	38.2
11/14/2015 10:02:00 PM	4.2	35.1
11/14/2015 10:03:00 PM	4.2	39.2
11/14/2015 10:05:00 PM	4.1	36.9
11/14/2015 10:06:00 PM	3.6	36.5
11/14/2015 10:07:00 PM	4.2	37.3
11/14/2015 10:09:00 PM	4.7	37.8
11/14/2015 10:10:00 PM	4.0	36.7
11/14/2015 10:11:00 PM	4.0	36.9
11/14/2015 10:12:00 PM	4.1	36.8
11/14/2015 10:14:00 PM	3.9	36.2
11/14/2015 10:17:00 PM	4.1	35.5
11/14/2015 10:18:00 PM	3.9	35.6
11/14/2015 10:23:00 PM	3.5	36.2
11/14/2015 10:29:00 PM	3.7	35.1
11/14/2015 10:34:00 PM	3.8	34.9
11/14/2015 10:45:00 PM	3.7	34.8
11/14/2015 10:47:00 PM	3.9	35.1
11/14/2015 11:04:00 PM	3.5	34.9
11/14/2015 11:59:00 PM	3.6	34.3
11/15/2015 12:03:00 AM	4.4	37.2
11/15/2015 12:05:00 AM	3.6	35.3
11/15/2015 12:06:00 AM	3.9	35.0
11/15/2015 12:08:00 AM	3.7	35.8
11/15/2015 12:13:00 AM	4.2	35.5
11/15/2015 12:16:00 AM	3.8	35.7
11/15/2015 12:18:00 AM	4.1	36.4
11/15/2015 12:20:00 AM	3.5	36.2
11/15/2015 12:21:00 AM	3.7	36.4
11/15/2015 12:28:00 AM	3.7	35.3
11/15/2015 12:29:00 AM	3.6	35.6
11/15/2015 12:35:00 AM	3.7	36.4
11/15/2015 12:36:00 AM	3.7	36.2
11/15/2015 12:37:00 AM	3.5	34.9
11/15/2015 12:40:00 AM	3.8	36.6
11/15/2015 12:41:00 AM	3.6	36.6
11/15/2015 12:42:00 AM	3.6	36.1
11/15/2015 12:43:00 AM	4.4	37.6
11/15/2015 12:44:00 AM	3.9	37.2
11/15/2015 12:45:00 AM	3.5	36.4
11/15/2015 12:46:00 AM	3.7	36.5
11/15/2015 12:47:00 AM	3.5	36.5
11/15/2015 12:48:00 AM	3.6	37.9
11/15/2015 12:49:00 AM	3.7	38.9
11/15/2015 12:50:00 AM	4.6	38.4
11/15/2015 12:51:00 AM	4.3	37.1
11/15/2015 12:54:00 AM	4.0	37.1
11/15/2015 12:55:00 AM	3.6	37.5
11/15/2015 12:56:00 AM	3.7	36.8
11/15/2015 12:57:00 AM	4.3	39.1
11/15/2015 1:02:00 AM	4.0	38.2
11/15/2015 1:05:00 AM	4.2	37.8
11/15/2015 1:08:00 AM	4.0	38.1
11/15/2015 1:09:00 AM	4.4	39.5

11/15/2015 1:10:00 AM	3.8	37.5
11/15/2015 1:11:00 AM	4.5	37.6
11/15/2015 1:12:00 AM	4.1	37.5
11/15/2015 1:13:00 AM	4.3	38.4
11/15/2015 1:14:00 AM	4.1	39.6
11/15/2015 1:17:00 AM	4.5	39.2
11/15/2015 1:18:00 AM	4.6	37.8
11/15/2015 1:19:00 AM	4.0	38.7
11/15/2015 1:20:00 AM	4.9	40.2
11/15/2015 1:23:00 AM	4.3	39.0
11/15/2015 1:24:00 AM	5.3	39.4
11/15/2015 1:25:00 AM	3.9	37.4
11/15/2015 1:26:00 AM	4.0	38.2
11/15/2015 1:28:00 AM	4.4	38.2
11/15/2015 1:29:00 AM	4.2	36.8
11/15/2015 1:30:00 AM	4.2	37.3
11/15/2015 1:31:00 AM	3.8	37.6
11/15/2015 1:32:00 AM	4.3	38.0
11/15/2015 1:33:00 AM	4.4	37.4
11/15/2015 1:34:00 AM	4.2	37.4
11/15/2015 1:35:00 AM	4.0	37.2
11/15/2015 1:36:00 AM	4.2	37.2
11/15/2015 1:37:00 AM	4.1	37.6
11/15/2015 1:39:00 AM	4.1	37.2
11/15/2015 1:40:00 AM	4.3	36.8
11/15/2015 1:41:00 AM	3.8	37.0
11/15/2015 1:42:00 AM	4.2	38.1
11/15/2015 1:43:00 AM	3.7	37.7
11/15/2015 1:45:00 AM	3.7	36.2
11/15/2015 1:46:00 AM	3.6	36.6
11/15/2015 1:47:00 AM	4.4	37.2
11/15/2015 1:49:00 AM	4.6	37.0
11/15/2015 1:50:00 AM	3.6	36.4
11/15/2015 1:51:00 AM	4.4	37.3
11/15/2015 1:52:00 AM	3.9	36.5
11/15/2015 1:53:00 AM	4.0	36.7
11/15/2015 1:55:00 AM	4.0	37.1
11/15/2015 1:56:00 AM	4.2	38.2
11/15/2015 1:57:00 AM	4.7	38.0
11/15/2015 1:58:00 AM	4.5	36.3
11/15/2015 1:59:00 AM	4.2	36.6
11/15/2015 2:00:00 AM	4.5	37.1
11/15/2015 2:01:00 AM	3.9	36.2
11/15/2015 2:02:00 AM	4.5	35.5
11/15/2015 2:03:00 AM	3.7	35.2
11/15/2015 2:04:00 AM	4.2	42.0
11/15/2015 2:07:00 AM	4.1	35.4
11/15/2015 2:08:00 AM	3.7	34.7
11/15/2015 2:10:00 AM	4.1	36.4
11/15/2015 2:11:00 AM	3.5	35.4
11/15/2015 2:13:00 AM	4.0	35.7
11/15/2015 2:15:00 AM	3.6	34.3
11/15/2015 2:17:00 AM	3.8	34.9
11/15/2015 2:18:00 AM	3.7	34.4
11/15/2015 2:19:00 AM	3.8	35.2

11/15/2015 2:20:00 AM	4.0	36.5
11/15/2015 2:21:00 AM	4.2	36.0
11/15/2015 2:22:00 AM	4.4	36.3
11/15/2015 2:23:00 AM	4.0	35.8
11/15/2015 2:26:00 AM	4.7	36.1
11/15/2015 2:27:00 AM	4.3	37.2
11/15/2015 2:29:00 AM	3.9	37.5
11/15/2015 2:31:00 AM	4.0	35.4
11/15/2015 2:32:00 AM	4.4	36.5
11/15/2015 2:33:00 AM	4.0	35.4
11/15/2015 2:34:00 AM	4.2	36.4
11/15/2015 2:35:00 AM	4.7	35.0
11/15/2015 2:36:00 AM	4.2	35.6
11/15/2015 2:37:00 AM	4.1	35.1
11/15/2015 2:38:00 AM	4.2	36.9
11/15/2015 2:39:00 AM	5.0	38.3
11/15/2015 2:40:00 AM	5.1	36.7
11/15/2015 2:41:00 AM	4.8	35.9
11/15/2015 2:42:00 AM	4.7	36.7
11/15/2015 2:43:00 AM	4.3	35.9
11/15/2015 2:44:00 AM	4.8	37.5
11/15/2015 2:45:00 AM	4.5	37.4
11/15/2015 2:46:00 AM	5.3	37.1
11/15/2015 2:47:00 AM	4.0	36.8
11/15/2015 2:48:00 AM	4.5	35.4
11/15/2015 2:49:00 AM	4.5	35.7
11/15/2015 2:50:00 AM	4.9	35.9
11/15/2015 2:51:00 AM	5.2	36.9
11/15/2015 2:52:00 AM	4.4	35.8
11/15/2015 2:54:00 AM	3.8	35.6
11/15/2015 2:55:00 AM	3.9	35.2
11/15/2015 2:56:00 AM	4.1	34.9
11/15/2015 2:57:00 AM	4.1	35.0
11/15/2015 2:58:00 AM	4.8	35.8
11/15/2015 2:59:00 AM	4.0	34.7
11/15/2015 3:00:00 AM	3.9	36.0
11/15/2015 3:01:00 AM	4.6	35.0
11/15/2015 3:02:00 AM	4.2	35.5
11/15/2015 3:04:00 AM	4.2	35.5
11/15/2015 3:05:00 AM	5.1	37.7
11/15/2015 3:06:00 AM	4.6	37.0
11/15/2015 3:07:00 AM	4.8	37.0
11/15/2015 3:09:00 AM	4.2	34.1
11/15/2015 3:10:00 AM	4.3	36.5
11/15/2015 3:11:00 AM	4.8	36.7
11/15/2015 3:12:00 AM	4.1	35.2
11/15/2015 3:13:00 AM	4.7	35.0
11/15/2015 3:14:00 AM	4.1	34.3
11/15/2015 3:15:00 AM	3.8	34.9
11/15/2015 3:16:00 AM	4.2	35.0
11/15/2015 3:17:00 AM	4.3	35.4
11/15/2015 3:18:00 AM	4.5	35.4
11/15/2015 3:19:00 AM	4.5	34.9
11/15/2015 3:20:00 AM	5.0	36.2
11/15/2015 3:21:00 AM	4.5	34.8

11/15/2015 3:22:00 AM	4.1	35.2
11/15/2015 3:23:00 AM	4.2	35.1
11/15/2015 3:24:00 AM	5.3	36.8
11/15/2015 3:25:00 AM	5.4	36.7
11/15/2015 3:26:00 AM	4.8	36.9
11/15/2015 3:27:00 AM	5.1	36.2
11/15/2015 3:28:00 AM	4.9	36.3
11/15/2015 3:29:00 AM	4.6	37.3
11/15/2015 3:30:00 AM	4.6	35.7
11/15/2015 3:31:00 AM	4.8	36.5
11/15/2015 3:32:00 AM	4.7	35.3
11/15/2015 3:33:00 AM	4.6	40.5
11/15/2015 3:35:00 AM	4.2	35.3
11/15/2015 3:36:00 AM	5.1	35.3
11/15/2015 3:37:00 AM	4.9	36.1
11/15/2015 3:38:00 AM	4.3	36.3
11/15/2015 3:39:00 AM	4.8	36.2
11/15/2015 3:40:00 AM	4.7	36.9
11/15/2015 3:41:00 AM	4.7	36.0
11/15/2015 3:42:00 AM	4.2	35.8
11/15/2015 3:43:00 AM	4.6	35.7
11/15/2015 3:44:00 AM	4.5	38.3
11/15/2015 3:45:00 AM	5.2	36.8
11/15/2015 3:46:00 AM	4.4	35.6
11/15/2015 3:47:00 AM	4.7	36.2
11/15/2015 3:48:00 AM	4.5	35.9
11/15/2015 3:49:00 AM	4.5	36.5
11/15/2015 3:50:00 AM	5.0	36.6
11/15/2015 3:51:00 AM	4.8	36.2
11/15/2015 3:52:00 AM	4.5	35.3
11/15/2015 3:53:00 AM	4.3	35.6
11/15/2015 3:54:00 AM	4.0	36.7
11/15/2015 3:55:00 AM	4.5	35.5
11/15/2015 3:56:00 AM	4.5	36.3
11/15/2015 3:57:00 AM	4.6	36.6
11/15/2015 3:58:00 AM	4.4	35.7
11/15/2015 3:59:00 AM	4.3	35.2
11/15/2015 4:00:00 AM	4.1	35.5
11/15/2015 4:01:00 AM	4.2	35.1
11/15/2015 4:02:00 AM	4.4	35.7
11/15/2015 4:03:00 AM	4.7	36.2
11/15/2015 4:04:00 AM	4.3	35.6
11/15/2015 4:05:00 AM	4.5	36.2
11/15/2015 4:06:00 AM	4.7	36.0
11/15/2015 4:07:00 AM	4.2	35.7
11/15/2015 4:08:00 AM	4.8	37.6
11/15/2015 4:09:00 AM	4.8	36.2
11/15/2015 4:10:00 AM	4.4	37.1
11/15/2015 4:11:00 AM	5.1	37.1
11/15/2015 4:12:00 AM	4.8	37.9
11/15/2015 4:13:00 AM	4.6	35.1
11/15/2015 4:14:00 AM	4.2	35.5
11/15/2015 4:15:00 AM	4.3	36.0
11/15/2015 4:16:00 AM	4.7	36.5
11/15/2015 4:17:00 AM	5.2	36.6

11/15/2015 4:18:00 AM	4.7	37.3
11/15/2015 4:19:00 AM	5.0	36.7
11/15/2015 4:20:00 AM	4.8	37.1
11/15/2015 4:21:00 AM	4.5	36.0
11/15/2015 4:22:00 AM	4.4	35.4
11/15/2015 4:23:00 AM	3.7	35.2
11/15/2015 4:24:00 AM	4.5	36.0
11/15/2015 4:25:00 AM	4.3	36.1
11/15/2015 4:26:00 AM	4.4	37.0
11/15/2015 4:27:00 AM	4.8	37.7
11/15/2015 4:28:00 AM	4.9	37.0
11/15/2015 4:29:00 AM	4.7	37.0
11/15/2015 4:31:00 AM	4.7	35.5
11/15/2015 4:32:00 AM	4.6	36.3
11/15/2015 4:33:00 AM	4.8	36.7
11/15/2015 4:34:00 AM	5.4	35.8
11/15/2015 4:36:00 AM	4.1	35.6
11/15/2015 4:37:00 AM	4.5	37.1
11/15/2015 4:38:00 AM	5.0	37.1
11/15/2015 4:39:00 AM	4.9	37.0
11/15/2015 4:40:00 AM	4.5	35.8
11/15/2015 4:41:00 AM	4.7	36.3
11/15/2015 4:42:00 AM	4.6	36.8
11/15/2015 4:43:00 AM	4.8	36.8
11/15/2015 4:44:00 AM	4.1	35.8
11/15/2015 4:45:00 AM	4.2	36.4
11/15/2015 4:46:00 AM	5.1	36.9
11/15/2015 4:47:00 AM	5.2	38.6
11/15/2015 4:48:00 AM	4.4	38.4
11/15/2015 4:49:00 AM	4.7	36.2
11/15/2015 4:50:00 AM	4.8	38.3
11/15/2015 4:52:00 AM	4.4	37.9
11/15/2015 4:53:00 AM	4.4	35.3
11/15/2015 4:54:00 AM	4.6	36.0
11/15/2015 4:55:00 AM	4.9	35.8
11/15/2015 4:56:00 AM	4.2	34.7
11/15/2015 4:57:00 AM	4.1	35.2
11/15/2015 4:59:00 AM	4.0	34.0
11/15/2015 10:06:00 PM	3.8	39.2
11/15/2015 10:12:00 PM	3.7	38.7
11/15/2015 10:13:00 PM	3.8	39.2
11/15/2015 10:14:00 PM	3.7	41.5
11/15/2015 10:16:00 PM	3.9	37.7
11/15/2015 10:40:00 PM	3.8	35.1
11/15/2015 10:42:00 PM	3.9	41.7
11/15/2015 10:43:00 PM	4.2	33.6
11/15/2015 10:44:00 PM	3.9	32.5
11/15/2015 10:45:00 PM	3.7	32.6
11/15/2015 10:46:00 PM	4.0	32.3
11/15/2015 10:47:00 PM	3.8	32.4
11/15/2015 10:48:00 PM	4.1	32.2
11/15/2015 10:49:00 PM	4.0	32.5
11/15/2015 10:50:00 PM	4.0	40.6
11/15/2015 10:52:00 PM	3.6	33.2
11/15/2015 10:53:00 PM	4.2	34.6

11/15/2015 10:55:00 PM	3.9	32.7
11/15/2015 10:56:00 PM	4.0	33.7
11/15/2015 10:58:00 PM	4.1	35.5
11/15/2015 10:59:00 PM	3.8	33.4
11/15/2015 11:00:00 PM	4.1	32.6
11/15/2015 11:01:00 PM	4.3	33.4
11/15/2015 11:02:00 PM	3.9	39.7
11/15/2015 11:04:00 PM	3.8	32.7
11/15/2015 11:05:00 PM	4.0	32.6
11/15/2015 11:06:00 PM	3.7	32.5
11/15/2015 11:07:00 PM	4.3	33.1
11/15/2015 11:08:00 PM	3.7	33.1
11/15/2015 11:10:00 PM	3.7	42.8
11/15/2015 11:11:00 PM	3.6	34.7
11/15/2015 11:12:00 PM	4.1	33.4
11/15/2015 11:13:00 PM	3.9	32.7
11/15/2015 11:14:00 PM	3.8	32.3
11/15/2015 11:15:00 PM	3.9	32.4
11/15/2015 11:17:00 PM	3.8	32.8
11/15/2015 11:18:00 PM	4.0	32.5
11/15/2015 11:19:00 PM	3.7	32.5
11/15/2015 11:20:00 PM	4.0	32.6
11/15/2015 11:21:00 PM	3.9	32.9
11/15/2015 11:22:00 PM	3.9	39.4
11/15/2015 11:24:00 PM	3.9	42.4
11/15/2015 11:25:00 PM	3.7	37.2
11/15/2015 11:26:00 PM	3.6	32.2
11/15/2015 11:28:00 PM	3.6	33.7
11/15/2015 11:29:00 PM	3.8	33.1
11/15/2015 11:30:00 PM	3.5	32.9
11/15/2015 11:31:00 PM	3.6	32.6
11/15/2015 11:32:00 PM	3.6	32.7
11/15/2015 11:44:00 PM	3.7	32.9
11/15/2015 11:55:00 PM	3.6	34.8
11/15/2015 11:56:00 PM	3.7	41.0
11/16/2015 1:03:00 AM	3.6	33.4
11/16/2015 1:04:00 AM	3.7	33.5
11/16/2015 1:05:00 AM	3.7	33.5
11/16/2015 1:06:00 AM	3.7	32.8
11/16/2015 1:07:00 AM	3.8	33.1
11/16/2015 1:09:00 AM	3.8	33.2
11/16/2015 1:12:00 AM	3.7	33.4
11/16/2015 1:13:00 AM	3.6	33.4
11/16/2015 1:15:00 AM	3.5	33.2
11/16/2015 1:17:00 AM	3.9	33.2
11/16/2015 1:21:00 AM	3.5	40.4
11/16/2015 1:59:00 AM	3.5	35.5
11/16/2015 2:21:00 AM	3.6	37.1
11/16/2015 2:44:00 AM	3.6	36.2
11/16/2015 2:47:00 AM	4.0	36.6
11/16/2015 2:49:00 AM	3.5	36.9
11/16/2015 3:04:00 AM	3.6	33.0
11/16/2015 3:05:00 AM	3.6	33.2
11/16/2015 3:26:00 AM	3.7	33.7
11/16/2015 3:27:00 AM	3.6	32.9

11/16/2015 3:28:00 AM	3.7	33.9
11/16/2015 3:43:00 AM	3.7	32.5
11/16/2015 3:45:00 AM	3.7	33.8
11/16/2015 3:58:00 AM	3.5	35.0
11/16/2015 10:05:00 PM	3.7	41.8
11/16/2015 10:06:00 PM	4.5	42.1
11/16/2015 10:07:00 PM	4.1	42.5
11/16/2015 10:08:00 PM	4.1	42.4
11/16/2015 10:10:00 PM	4.1	43.2
11/16/2015 10:11:00 PM	3.9	42.5
11/16/2015 10:12:00 PM	4.5	42.3
11/16/2015 10:15:00 PM	4.6	42.3
11/16/2015 10:16:00 PM	4.4	41.5
11/16/2015 10:17:00 PM	4.5	41.7
11/16/2015 10:18:00 PM	4.3	41.5
11/16/2015 10:19:00 PM	4.3	41.0
11/16/2015 10:20:00 PM	4.3	41.8
11/16/2015 10:21:00 PM	4.3	41.5
11/16/2015 10:22:00 PM	4.3	41.6
11/16/2015 10:23:00 PM	4.6	41.5
11/16/2015 10:24:00 PM	3.9	40.9
11/16/2015 10:25:00 PM	3.8	41.3
11/16/2015 10:26:00 PM	3.7	41.8
11/16/2015 10:27:00 PM	3.7	41.5
11/16/2015 10:48:00 PM	3.7	40.3
11/16/2015 10:49:00 PM	3.7	39.6
11/16/2015 10:50:00 PM	4.1	40.4
11/16/2015 10:51:00 PM	4.4	39.7
11/16/2015 10:52:00 PM	3.7	38.6
11/16/2015 10:53:00 PM	4.0	39.6
11/16/2015 10:55:00 PM	4.0	40.1
11/16/2015 10:56:00 PM	4.0	40.8
11/16/2015 10:57:00 PM	4.2	39.2
11/16/2015 10:58:00 PM	3.7	37.9
11/16/2015 10:59:00 PM	3.7	37.5
11/16/2015 11:00:00 PM	3.8	37.8
11/16/2015 11:01:00 PM	3.6	38.8
11/16/2015 11:02:00 PM	4.1	38.5
11/16/2015 11:03:00 PM	4.2	40.6
11/16/2015 11:04:00 PM	5.0	42.2
11/16/2015 11:05:00 PM	4.4	42.1
11/16/2015 11:07:00 PM	4.8	42.1
11/16/2015 11:08:00 PM	4.3	41.5
11/16/2015 11:09:00 PM	4.6	42.6
11/16/2015 11:10:00 PM	4.4	40.0
11/16/2015 11:11:00 PM	4.8	43.8
11/16/2015 11:12:00 PM	4.9	42.7
11/16/2015 11:13:00 PM	4.3	40.1
11/16/2015 11:14:00 PM	4.3	40.5
11/16/2015 11:17:00 PM	4.1	38.2
11/16/2015 11:18:00 PM	4.4	40.5
11/16/2015 11:19:00 PM	4.1	39.0
11/16/2015 11:20:00 PM	3.6	37.7
11/16/2015 11:21:00 PM	4.5	40.4
11/16/2015 11:22:00 PM	4.5	40.6

11/16/2015 11:23:00 PM	4.4	38.2
11/16/2015 11:24:00 PM	4.2	40.1
11/16/2015 11:25:00 PM	3.8	39.4
11/16/2015 11:26:00 PM	4.3	39.4
11/16/2015 11:27:00 PM	3.9	41.1
11/16/2015 11:28:00 PM	5.1	44.8
11/16/2015 11:29:00 PM	4.3	39.7
11/16/2015 11:30:00 PM	4.2	38.3
11/16/2015 11:31:00 PM	3.8	37.6
11/16/2015 11:32:00 PM	4.1	40.4
11/16/2015 11:34:00 PM	4.5	42.2
11/16/2015 11:35:00 PM	4.6	42.0
11/16/2015 11:38:00 PM	4.3	40.8
11/16/2015 11:39:00 PM	4.8	42.9
11/16/2015 11:40:00 PM	4.3	39.6
11/16/2015 11:41:00 PM	4.2	38.7
11/16/2015 11:42:00 PM	4.5	40.1
11/16/2015 11:43:00 PM	4.4	39.0
11/16/2015 11:44:00 PM	4.2	38.9
11/16/2015 11:45:00 PM	4.0	39.4
11/16/2015 11:46:00 PM	4.8	43.2
11/16/2015 11:47:00 PM	4.0	38.8
11/16/2015 11:48:00 PM	3.9	38.6
11/16/2015 11:49:00 PM	4.3	38.2
11/16/2015 11:50:00 PM	3.8	38.8
11/16/2015 11:51:00 PM	4.1	38.6
11/16/2015 11:52:00 PM	3.7	37.1
11/16/2015 11:53:00 PM	4.5	39.5
11/16/2015 11:54:00 PM	4.0	38.1
11/16/2015 11:55:00 PM	4.0	38.1
11/16/2015 11:56:00 PM	4.0	39.3
11/16/2015 11:57:00 PM	3.8	38.0
11/16/2015 11:58:00 PM	4.0	39.4
11/16/2015 11:59:00 PM	3.8	37.9
11/17/2015 12:00:00 AM	3.6	36.2
11/17/2015 12:01:00 AM	4.1	38.7
11/17/2015 12:02:00 AM	4.0	39.3
11/17/2015 12:03:00 AM	3.9	36.5
11/17/2015 12:04:00 AM	3.7	38.4
11/17/2015 12:05:00 AM	3.9	38.3
11/17/2015 12:07:00 AM	3.9	42.3
11/17/2015 12:08:00 AM	3.9	38.8
11/17/2015 12:09:00 AM	4.1	39.3
11/17/2015 12:10:00 AM	4.1	37.6
11/17/2015 12:12:00 AM	3.8	37.5
11/17/2015 12:13:00 AM	3.9	37.2
11/17/2015 12:14:00 AM	3.9	37.3
11/17/2015 12:15:00 AM	3.9	38.9
11/17/2015 12:16:00 AM	4.2	39.0
11/17/2015 12:17:00 AM	4.2	40.1
11/17/2015 12:18:00 AM	4.2	39.3
11/17/2015 12:19:00 AM	4.2	39.9
11/17/2015 12:20:00 AM	4.1	38.4
11/17/2015 12:21:00 AM	4.2	42.5
11/17/2015 12:22:00 AM	4.4	39.2

11/17/2015 12:23:00 AM	4.0	40.0
11/17/2015 12:24:00 AM	4.3	40.2
11/17/2015 12:25:00 AM	4.2	40.6
11/17/2015 12:26:00 AM	4.1	38.8
11/17/2015 12:27:00 AM	4.0	39.4
11/17/2015 12:28:00 AM	4.1	37.3
11/17/2015 12:29:00 AM	4.1	38.8
11/17/2015 12:30:00 AM	3.7	38.2
11/17/2015 12:31:00 AM	4.2	38.4
11/17/2015 12:32:00 AM	4.2	40.3
11/17/2015 12:33:00 AM	4.0	38.5
11/17/2015 12:34:00 AM	4.3	39.7
11/17/2015 12:35:00 AM	3.9	38.2
11/17/2015 12:36:00 AM	4.3	39.8
11/17/2015 12:37:00 AM	4.0	38.7
11/17/2015 12:38:00 AM	3.9	38.0
11/17/2015 12:39:00 AM	3.9	38.1
11/17/2015 12:40:00 AM	4.0	40.6
11/17/2015 12:41:00 AM	4.1	39.3
11/17/2015 12:42:00 AM	4.0	38.3
11/17/2015 12:43:00 AM	3.8	37.6
11/17/2015 12:44:00 AM	4.0	37.8
11/17/2015 12:45:00 AM	3.9	37.8
11/17/2015 12:46:00 AM	4.1	39.2
11/17/2015 12:47:00 AM	4.0	38.6
11/17/2015 12:48:00 AM	3.8	37.8
11/17/2015 12:49:00 AM	4.0	39.0
11/17/2015 12:50:00 AM	3.7	39.2
11/17/2015 12:51:00 AM	4.0	39.0
11/17/2015 12:52:00 AM	3.6	41.3
11/17/2015 12:53:00 AM	3.7	39.2
11/17/2015 12:54:00 AM	3.7	38.8
11/17/2015 12:55:00 AM	3.6	38.0
11/17/2015 12:56:00 AM	3.6	38.4
11/17/2015 12:57:00 AM	3.7	38.7
11/17/2015 12:58:00 AM	3.7	38.0
11/17/2015 12:59:00 AM	3.7	37.3
11/17/2015 1:00:00 AM	4.3	40.7
11/17/2015 1:04:00 AM	3.5	36.9
11/17/2015 1:05:00 AM	3.8	39.6
11/17/2015 1:06:00 AM	3.9	37.9
11/17/2015 1:07:00 AM	4.1	39.3
11/17/2015 1:08:00 AM	3.9	37.6
11/17/2015 1:09:00 AM	3.7	38.0
11/17/2015 1:10:00 AM	3.9	38.8
11/17/2015 1:11:00 AM	3.9	38.3
11/17/2015 1:12:00 AM	3.9	39.0
11/17/2015 1:13:00 AM	4.0	39.7
11/17/2015 1:14:00 AM	3.8	38.8
11/17/2015 1:15:00 AM	3.7	37.9
11/17/2015 1:16:00 AM	3.6	39.5
11/17/2015 1:17:00 AM	3.7	39.1
11/17/2015 1:19:00 AM	3.6	39.7
11/17/2015 1:21:00 AM	4.0	40.0
11/17/2015 1:22:00 AM	3.8	39.2

11/17/2015 1:23:00 AM	3.8	39.6
11/17/2015 1:24:00 AM	3.6	39.2
11/17/2015 1:25:00 AM	3.9	39.1
11/17/2015 1:27:00 AM	3.5	39.9
11/17/2015 1:39:00 AM	3.9	39.4
11/17/2015 1:41:00 AM	3.7	37.4
11/17/2015 1:44:00 AM	4.1	38.0
11/17/2015 1:45:00 AM	3.6	38.4
11/17/2015 1:46:00 AM	4.5	39.8
11/17/2015 1:47:00 AM	4.0	39.0
11/17/2015 1:48:00 AM	4.0	39.7
11/17/2015 1:49:00 AM	4.0	38.6
11/17/2015 1:50:00 AM	4.7	39.5
11/17/2015 1:51:00 AM	4.0	37.2
11/17/2015 1:52:00 AM	3.6	37.1
11/17/2015 1:53:00 AM	4.2	40.0
11/17/2015 1:54:00 AM	3.8	38.0
11/17/2015 1:55:00 AM	4.2	39.2
11/17/2015 1:56:00 AM	4.2	39.5
11/17/2015 1:57:00 AM	4.3	41.3
11/17/2015 1:58:00 AM	4.2	40.5
11/17/2015 1:59:00 AM	4.1	39.9
11/17/2015 2:00:00 AM	4.1	39.2
11/17/2015 2:01:00 AM	4.0	38.6
11/17/2015 2:02:00 AM	3.9	38.6
11/17/2015 2:03:00 AM	3.6	37.7
11/17/2015 2:05:00 AM	4.0	38.6
11/17/2015 2:06:00 AM	4.0	39.1
11/17/2015 2:07:00 AM	4.0	39.3
11/17/2015 2:08:00 AM	4.1	39.0
11/17/2015 2:09:00 AM	3.8	40.1
11/17/2015 2:10:00 AM	4.2	40.7
11/17/2015 2:11:00 AM	4.2	41.1
11/17/2015 2:12:00 AM	4.6	41.8
11/17/2015 2:13:00 AM	4.5	41.7
11/17/2015 2:14:00 AM	4.4	39.6
11/17/2015 2:15:00 AM	4.6	40.6
11/17/2015 2:16:00 AM	4.2	40.5
11/17/2015 2:17:00 AM	4.2	40.4
11/17/2015 2:18:00 AM	4.5	40.4
11/17/2015 2:19:00 AM	4.3	39.4
11/17/2015 2:20:00 AM	4.4	39.6
11/17/2015 2:21:00 AM	4.5	40.9
11/17/2015 2:22:00 AM	4.8	44.4
11/17/2015 2:23:00 AM	4.4	42.5
11/17/2015 2:24:00 AM	4.3	41.5
11/17/2015 2:25:00 AM	4.5	41.3
11/17/2015 2:27:00 AM	4.5	42.2
11/17/2015 2:28:00 AM	4.7	43.8
11/17/2015 2:29:00 AM	5.1	45.7
11/17/2015 2:30:00 AM	4.8	43.6
11/17/2015 2:31:00 AM	5.0	43.7
11/17/2015 2:32:00 AM	5.1	44.1
11/17/2015 2:33:00 AM	4.5	40.6
11/17/2015 2:34:00 AM	4.5	42.4

11/17/2015 2:35:00 AM	4.5	43.1
11/17/2015 2:36:00 AM	5.2	42.7
11/17/2015 2:37:00 AM	4.9	44.0
11/17/2015 2:38:00 AM	4.9	42.6
11/17/2015 2:39:00 AM	5.2	43.5
11/17/2015 2:40:00 AM	5.2	45.5
11/17/2015 2:41:00 AM	6.1	49.0
11/17/2015 2:42:00 AM	5.6	46.9
11/17/2015 2:44:00 AM	4.6	49.8
11/17/2015 2:45:00 AM	4.5	43.3
11/17/2015 2:46:00 AM	4.5	40.8
11/17/2015 2:47:00 AM	4.6	42.0
11/17/2015 2:48:00 AM	4.7	41.7
11/17/2015 2:49:00 AM	4.4	40.9
11/17/2015 2:50:00 AM	4.1	39.7
11/17/2015 2:51:00 AM	4.3	40.9
11/17/2015 2:52:00 AM	4.2	41.0
11/17/2015 2:53:00 AM	4.5	40.8
11/17/2015 2:54:00 AM	4.2	39.5
11/17/2015 2:55:00 AM	4.7	43.0
11/17/2015 2:56:00 AM	4.5	40.9
11/17/2015 2:57:00 AM	4.7	43.5
11/17/2015 2:58:00 AM	4.8	41.8
11/17/2015 2:59:00 AM	5.1	44.6
11/17/2015 3:00:00 AM	5.1	42.2
11/17/2015 3:01:00 AM	4.8	44.3
11/17/2015 3:02:00 AM	4.7	41.9
11/17/2015 3:03:00 AM	4.8	43.6
11/17/2015 3:04:00 AM	5.1	44.8
11/17/2015 3:05:00 AM	4.5	43.3
11/17/2015 3:06:00 AM	4.8	42.3
11/17/2015 3:08:00 AM	5.0	45.3
11/17/2015 3:09:00 AM	5.7	47.1
11/17/2015 3:10:00 AM	5.5	45.5
11/17/2015 3:11:00 AM	5.0	44.4
11/17/2015 3:12:00 AM	4.9	44.4
11/17/2015 3:13:00 AM	5.3	44.6
11/17/2015 3:14:00 AM	4.6	44.9
11/17/2015 3:15:00 AM	5.7	45.5
11/17/2015 3:16:00 AM	5.3	45.2
11/17/2015 3:17:00 AM	5.3	45.1
11/17/2015 3:18:00 AM	5.0	43.5
11/17/2015 3:19:00 AM	5.0	43.9
11/17/2015 3:20:00 AM	4.6	41.3
11/17/2015 3:22:00 AM	5.3	44.8
11/17/2015 3:23:00 AM	4.8	43.0
11/17/2015 3:24:00 AM	5.6	46.8
11/17/2015 3:25:00 AM	5.7	46.9
11/17/2015 3:26:00 AM	5.2	44.6
11/17/2015 3:27:00 AM	5.0	41.6
11/17/2015 3:28:00 AM	4.7	42.5
11/17/2015 3:29:00 AM	4.4	42.1
11/17/2015 3:30:00 AM	4.2	40.8
11/17/2015 3:31:00 AM	4.4	40.6
11/17/2015 3:32:00 AM	4.7	41.1

11/17/2015 3:33:00 AM	4.7	43.7
11/17/2015 3:34:00 AM	4.5	41.0
11/17/2015 3:35:00 AM	4.5	42.2
11/17/2015 3:36:00 AM	4.6	42.5
11/17/2015 3:37:00 AM	4.1	38.8
11/17/2015 3:38:00 AM	4.2	39.6
11/17/2015 3:39:00 AM	3.9	39.6
11/17/2015 3:40:00 AM	3.9	40.9
11/17/2015 3:41:00 AM	3.9	39.8
11/17/2015 3:42:00 AM	4.4	43.4
11/17/2015 3:43:00 AM	4.2	40.3
11/17/2015 3:44:00 AM	4.0	40.3
11/17/2015 3:45:00 AM	5.2	44.8
11/17/2015 3:46:00 AM	4.7	40.8
11/17/2015 3:47:00 AM	4.4	42.0
11/17/2015 3:48:00 AM	4.7	42.6
11/17/2015 3:49:00 AM	4.2	40.0
11/17/2015 3:50:00 AM	4.7	42.3
11/17/2015 3:51:00 AM	4.9	43.3
11/17/2015 3:52:00 AM	4.9	46.5
11/17/2015 3:53:00 AM	5.4	47.1
11/17/2015 3:54:00 AM	4.9	44.9
11/17/2015 3:55:00 AM	5.0	43.4
11/17/2015 3:56:00 AM	4.9	44.3
11/17/2015 3:57:00 AM	5.6	47.8
11/17/2015 3:58:00 AM	5.5	45.2
11/17/2015 3:59:00 AM	5.6	46.5
11/17/2015 4:00:00 AM	5.1	45.5
11/17/2015 4:01:00 AM	4.9	43.3
11/17/2015 4:02:00 AM	5.2	45.5
11/17/2015 4:03:00 AM	4.8	43.2
11/17/2015 4:04:00 AM	4.9	42.3
11/17/2015 4:05:00 AM	5.5	46.3
11/17/2015 4:06:00 AM	5.1	43.6
11/17/2015 4:08:00 AM	4.7	42.6
11/17/2015 4:09:00 AM	4.8	43.0
11/17/2015 4:10:00 AM	5.1	45.7
11/17/2015 4:11:00 AM	5.6	49.2
11/17/2015 4:12:00 AM	5.7	46.4
11/17/2015 4:13:00 AM	5.1	48.3
11/17/2015 4:15:00 AM	6.7	50.0
11/17/2015 4:16:00 AM	4.9	43.9
11/17/2015 4:17:00 AM	4.5	41.9
11/17/2015 4:18:00 AM	5.1	45.0
11/17/2015 4:19:00 AM	5.6	45.5
11/17/2015 4:20:00 AM	5.1	43.9
11/17/2015 4:21:00 AM	5.6	47.3
11/17/2015 4:24:00 AM	5.8	48.2
11/17/2015 4:25:00 AM	5.4	47.1
11/17/2015 4:26:00 AM	5.5	46.8
11/17/2015 4:27:00 AM	5.3	45.9
11/17/2015 4:28:00 AM	5.1	48.0
11/17/2015 4:29:00 AM	5.6	46.1
11/17/2015 4:30:00 AM	4.7	41.4
11/17/2015 4:33:00 AM	5.3	45.4

11/17/2015 4:34:00 AM	4.9	44.5
11/17/2015 4:35:00 AM	4.8	42.8
11/17/2015 4:36:00 AM	5.0	42.9
11/17/2015 4:37:00 AM	4.8	43.2
11/17/2015 4:38:00 AM	4.9	43.7
11/17/2015 4:39:00 AM	4.6	44.2
11/17/2015 4:41:00 AM	4.8	43.3
11/17/2015 4:42:00 AM	4.6	42.1
11/17/2015 4:43:00 AM	5.0	44.0
11/17/2015 4:44:00 AM	5.3	45.8
11/17/2015 4:45:00 AM	5.7	48.3
11/17/2015 4:46:00 AM	5.3	46.1
11/17/2015 4:47:00 AM	4.4	42.8
11/17/2015 4:48:00 AM	4.9	44.4
11/17/2015 4:49:00 AM	4.5	41.6
11/17/2015 4:50:00 AM	4.7	42.5
11/17/2015 4:51:00 AM	5.1	46.1
11/17/2015 4:53:00 AM	4.9	43.8
11/17/2015 4:54:00 AM	4.9	45.1
11/17/2015 4:55:00 AM	5.2	45.3
11/17/2015 4:56:00 AM	5.4	46.3
11/17/2015 4:57:00 AM	5.4	46.4
11/17/2015 4:58:00 AM	4.7	43.5
11/17/2015 4:59:00 AM	5.1	43.7
11/17/2015 10:00:00 PM	7.0	53.0
11/17/2015 10:01:00 PM	6.5	49.5
11/17/2015 10:02:00 PM	6.5	48.8
11/17/2015 10:05:00 PM	6.7	52.2
11/17/2015 10:06:00 PM	6.3	49.1
11/17/2015 10:08:00 PM	7.3	54.2
11/17/2015 10:11:00 PM	6.2	48.9
11/17/2015 10:12:00 PM	6.3	50.0
11/17/2015 10:13:00 PM	6.4	49.8
11/17/2015 10:16:00 PM	6.2	46.1
11/17/2015 10:18:00 PM	6.9	51.5
11/17/2015 10:57:00 PM	6.3	49.8
11/17/2015 10:58:00 PM	7.4	53.8
11/17/2015 11:01:00 PM	7.4	51.1
11/17/2015 11:05:00 PM	7.3	50.9
11/17/2015 11:07:00 PM	7.1	56.7
11/17/2015 11:09:00 PM	5.8	49.3
11/17/2015 11:10:00 PM	6.0	51.0
11/17/2015 11:13:00 PM	6.7	50.1
11/17/2015 11:14:00 PM	6.7	49.8
11/17/2015 11:17:00 PM	7.2	51.5
11/17/2015 11:22:00 PM	7.2	49.7
11/17/2015 11:27:00 PM	7.3	50.7
11/17/2015 11:28:00 PM	6.4	48.2
11/17/2015 11:30:00 PM	5.8	47.1
11/17/2015 11:31:00 PM	6.0	44.6
11/17/2015 11:32:00 PM	5.8	47.6
11/17/2015 11:33:00 PM	6.1	46.9
11/17/2015 11:34:00 PM	5.9	47.6
11/17/2015 11:37:00 PM	7.4	50.5
11/17/2015 11:38:00 PM	5.7	44.1

11/17/2015 11:39:00 PM	6.2	48.2
11/17/2015 11:41:00 PM	6.8	49.7
11/17/2015 11:42:00 PM	5.5	45.9
11/17/2015 11:47:00 PM	4.2	43.2
11/17/2015 11:48:00 PM	5.3	46.4
11/17/2015 11:51:00 PM	5.2	43.3
11/17/2015 11:54:00 PM	5.9	44.4
11/17/2015 11:55:00 PM	5.6	45.4
11/17/2015 11:56:00 PM	5.5	46.4
11/17/2015 11:57:00 PM	5.6	44.6
11/18/2015 12:01:00 AM	6.8	49.8
11/18/2015 12:03:00 AM	5.9	48.2
11/18/2015 12:04:00 AM	5.2	46.1
11/18/2015 12:05:00 AM	5.7	48.4
11/18/2015 12:12:00 AM	6.1	46.5
11/18/2015 12:21:00 AM	5.9	47.8
11/18/2015 12:24:00 AM	5.9	48.9
11/18/2015 12:26:00 AM	6.1	47.8
11/18/2015 12:28:00 AM	5.6	48.7
11/18/2015 12:30:00 AM	5.3	45.1
11/18/2015 12:31:00 AM	5.3	48.7
11/18/2015 12:32:00 AM	5.2	44.8
11/18/2015 12:35:00 AM	5.3	47.5
11/18/2015 12:38:00 AM	4.1	44.1
11/18/2015 12:42:00 AM	5.4	45.9
11/18/2015 12:47:00 AM	4.1	44.8
11/18/2015 12:52:00 AM	5.6	46.7
11/18/2015 12:55:00 AM	4.8	45.6
11/18/2015 12:58:00 AM	4.8	44.1
11/18/2015 1:05:00 AM	3.9	43.7
11/18/2015 1:08:00 AM	5.4	46.0
11/18/2015 1:15:00 AM	4.9	45.6
11/18/2015 1:20:00 AM	4.5	44.7
11/18/2015 1:21:00 AM	4.6	45.1
11/18/2015 1:23:00 AM	4.8	43.6
11/18/2015 1:25:00 AM	4.6	44.3
11/18/2015 1:29:00 AM	5.0	42.8
11/18/2015 1:30:00 AM	4.3	43.7
11/18/2015 1:31:00 AM	4.6	42.1
11/18/2015 1:34:00 AM	4.0	42.7
11/18/2015 1:37:00 AM	3.8	40.8
11/18/2015 1:43:00 AM	5.1	43.5
11/18/2015 1:44:00 AM	4.2	42.2
11/18/2015 1:47:00 AM	4.2	42.5
11/18/2015 1:50:00 AM	4.7	43.7
11/18/2015 1:55:00 AM	5.3	42.8
11/18/2015 1:57:00 AM	4.7	43.1
11/18/2015 2:07:00 AM	4.7	43.5
11/18/2015 2:12:00 AM	4.3	43.3
11/18/2015 2:15:00 AM	3.6	40.7
11/18/2015 2:17:00 AM	3.5	41.3
11/18/2015 2:19:00 AM	3.8	43.3
11/18/2015 2:22:00 AM	3.8	46.9
11/18/2015 2:28:00 AM	3.9	43.8
11/18/2015 2:30:00 AM	3.5	43.9

11/18/2015 2:33:00 AM	3.8	41.0
11/18/2015 2:34:00 AM	3.6	39.6
11/18/2015 2:41:00 AM	3.8	43.4
11/18/2015 2:43:00 AM	4.5	44.4
11/18/2015 2:45:00 AM	3.8	41.1
11/18/2015 2:50:00 AM	5.8	45.7
11/18/2015 2:51:00 AM	4.8	42.8
11/18/2015 2:52:00 AM	5.0	42.9
11/18/2015 2:53:00 AM	3.8	41.2
11/18/2015 2:56:00 AM	4.1	42.3
11/18/2015 2:59:00 AM	4.2	41.8
11/18/2015 3:01:00 AM	4.5	44.5
11/18/2015 3:03:00 AM	5.0	43.8
11/18/2015 3:04:00 AM	4.4	42.1
11/18/2015 3:06:00 AM	4.8	43.8
11/18/2015 3:10:00 AM	4.0	42.4
11/18/2015 3:11:00 AM	4.5	44.3
11/18/2015 3:15:00 AM	4.2	42.9
11/18/2015 3:17:00 AM	4.4	42.9
11/18/2015 3:21:00 AM	4.6	44.5
11/18/2015 3:22:00 AM	4.5	43.2
11/18/2015 3:24:00 AM	4.7	44.0
11/18/2015 3:25:00 AM	4.1	41.7
11/18/2015 3:28:00 AM	5.7	46.1
11/18/2015 3:30:00 AM	4.7	44.8
11/18/2015 3:32:00 AM	4.5	41.2
11/18/2015 3:35:00 AM	5.0	43.0
11/18/2015 3:40:00 AM	4.0	41.7
11/18/2015 3:45:00 AM	4.0	41.9
11/18/2015 3:50:00 AM	4.7	41.2
11/18/2015 3:51:00 AM	5.3	44.5
11/18/2015 3:53:00 AM	4.8	41.2
11/18/2015 3:55:00 AM	4.1	42.5
11/18/2015 3:56:00 AM	4.3	42.3
11/18/2015 3:58:00 AM	4.8	42.5
11/18/2015 4:02:00 AM	3.9	44.4
11/18/2015 4:03:00 AM	3.6	39.1
11/18/2015 4:05:00 AM	4.4	44.0
11/18/2015 4:07:00 AM	5.1	40.2
11/18/2015 4:11:00 AM	4.2	43.0
11/18/2015 4:13:00 AM	3.9	41.3
11/18/2015 4:16:00 AM	4.5	42.1
11/18/2015 4:21:00 AM	3.8	42.2
11/18/2015 4:29:00 AM	5.8	45.6
11/18/2015 4:31:00 AM	4.7	43.3
11/18/2015 4:32:00 AM	5.5	43.7
11/18/2015 4:33:00 AM	4.4	42.2
11/18/2015 4:34:00 AM	4.1	44.6
11/18/2015 4:38:00 AM	5.4	45.1
11/18/2015 4:39:00 AM	5.6	44.7
11/18/2015 4:43:00 AM	4.4	45.9
11/18/2015 4:44:00 AM	5.6	47.2
11/18/2015 4:47:00 AM	4.9	45.2
11/18/2015 4:51:00 AM	5.3	44.4
11/18/2015 4:53:00 AM	5.0	43.3

11/18/2015 4:55:00 AM	4.3	41.9
11/18/2015 4:56:00 AM	4.5	42.2
11/18/2015 4:57:00 AM	4.8	43.7
11/18/2015 4:59:00 AM	4.8	44.2
11/18/2015 10:21:00 PM	5.3	50.9
11/18/2015 10:25:00 PM	4.6	49.8
11/19/2015 2:13:00 AM	3.6	38.0
11/19/2015 2:14:00 AM	4.0	38.1
11/19/2015 2:18:00 AM	4.2	38.2
11/19/2015 2:25:00 AM	3.6	39.4
11/19/2015 2:26:00 AM	3.9	38.4
11/19/2015 2:28:00 AM	4.7	42.2
11/19/2015 2:29:00 AM	3.9	41.3
11/19/2015 2:31:00 AM	4.0	42.0
11/19/2015 2:35:00 AM	3.9	40.7
11/19/2015 2:36:00 AM	4.5	41.9
11/19/2015 2:40:00 AM	5.0	41.9
11/19/2015 2:42:00 AM	3.6	41.4
11/19/2015 2:43:00 AM	3.7	40.3
11/19/2015 2:45:00 AM	3.8	41.5
11/19/2015 2:46:00 AM	4.4	42.8
11/19/2015 2:48:00 AM	4.1	40.0
11/19/2015 2:52:00 AM	4.5	44.6
11/19/2015 2:53:00 AM	4.5	46.0
11/19/2015 2:55:00 AM	4.9	44.9
11/19/2015 3:01:00 AM	5.2	47.3
11/19/2015 3:02:00 AM	4.1	43.3
11/19/2015 3:03:00 AM	4.0	44.3
11/19/2015 3:05:00 AM	4.1	42.4
11/19/2015 3:06:00 AM	4.2	41.1
11/19/2015 3:08:00 AM	5.5	48.3
11/19/2015 3:09:00 AM	5.5	49.1
11/19/2015 3:15:00 AM	3.9	42.0
11/19/2015 3:20:00 AM	5.3	43.9
11/19/2015 3:26:00 AM	4.0	39.2
11/19/2015 3:29:00 AM	4.8	42.7
11/19/2015 3:35:00 AM	4.4	42.5
11/19/2015 3:41:00 AM	3.6	39.5
11/19/2015 3:51:00 AM	5.5	45.7
11/19/2015 3:56:00 AM	5.8	42.7
11/19/2015 3:57:00 AM	4.7	48.1
11/19/2015 3:59:00 AM	4.8	41.6
11/19/2015 4:00:00 AM	5.5	43.4
11/19/2015 4:03:00 AM	4.9	40.2
11/19/2015 4:07:00 AM	4.0	38.0
11/19/2015 4:08:00 AM	4.3	37.6
11/19/2015 4:09:00 AM	4.6	40.8
11/19/2015 4:11:00 AM	4.4	39.5
11/19/2015 4:12:00 AM	4.0	39.6
11/19/2015 4:15:00 AM	4.8	43.0
11/19/2015 4:22:00 AM	4.6	40.1
11/19/2015 4:26:00 AM	3.8	37.4
11/19/2015 4:27:00 AM	3.8	38.7
11/19/2015 4:30:00 AM	3.9	36.5
11/19/2015 4:33:00 AM	3.7	36.8

11/19/2015 4:34:00 AM	4.3	40.2
11/19/2015 4:38:00 AM	3.6	37.5
11/19/2015 4:39:00 AM	3.6	36.6
11/19/2015 4:43:00 AM	4.4	38.6
11/19/2015 4:44:00 AM	4.0	37.2
11/19/2015 4:47:00 AM	5.3	42.5
11/19/2015 4:48:00 AM	4.8	39.6
11/19/2015 4:49:00 AM	3.6	39.4
11/19/2015 4:50:00 AM	3.8	39.0
11/19/2015 4:52:00 AM	5.0	44.7
11/19/2015 4:54:00 AM	4.9	42.0
11/19/2015 4:55:00 AM	4.9	44.2
11/19/2015 4:56:00 AM	5.7	44.6
11/19/2015 4:57:00 AM	4.6	41.3
11/19/2015 4:58:00 AM	5.2	44.9
11/19/2015 10:00:00 PM	5.7	44.7
11/19/2015 10:01:00 PM	6.9	46.6
11/19/2015 10:02:00 PM	5.8	44.6
11/19/2015 10:06:00 PM	5.9	47.1
11/19/2015 10:08:00 PM	5.3	43.1
11/19/2015 10:09:00 PM	4.8	45.4
11/19/2015 10:10:00 PM	7.0	46.9
11/19/2015 10:11:00 PM	5.7	41.8
11/19/2015 10:12:00 PM	6.0	44.8
11/19/2015 10:15:00 PM	5.8	42.1
11/19/2015 10:17:00 PM	6.4	41.9
11/19/2015 10:18:00 PM	5.4	41.2
11/19/2015 10:19:00 PM	5.3	39.6
11/19/2015 10:20:00 PM	5.6	41.6
11/19/2015 10:24:00 PM	5.2	40.5
11/19/2015 10:25:00 PM	5.0	43.1
11/19/2015 10:26:00 PM	5.9	45.6
11/19/2015 10:27:00 PM	6.7	41.7
11/19/2015 10:31:00 PM	5.9	41.8
11/19/2015 10:36:00 PM	5.3	41.2
11/19/2015 10:37:00 PM	5.8	41.2
11/19/2015 10:40:00 PM	5.1	40.3
11/19/2015 10:41:00 PM	4.9	38.3
11/19/2015 10:43:00 PM	5.3	43.3
11/19/2015 10:44:00 PM	5.9	41.4
11/19/2015 10:46:00 PM	5.3	39.8
11/19/2015 10:47:00 PM	5.7	40.8
11/19/2015 10:49:00 PM	5.2	39.0
11/19/2015 10:54:00 PM	5.3	38.3
11/19/2015 10:55:00 PM	4.9	35.5
11/19/2015 10:56:00 PM	4.9	42.1
11/19/2015 10:58:00 PM	5.0	37.3
11/19/2015 11:00:00 PM	4.6	37.7
11/19/2015 11:01:00 PM	5.2	35.9
11/19/2015 11:02:00 PM	4.3	34.6
11/19/2015 11:03:00 PM	3.8	33.8
11/19/2015 11:04:00 PM	4.5	36.0
11/19/2015 11:05:00 PM	3.9	33.8
11/19/2015 11:07:00 PM	4.2	36.2
11/19/2015 11:08:00 PM	4.9	36.5

11/19/2015 11:11:00 PM	4.4	37.2
11/19/2015 11:12:00 PM	4.2	37.2
11/19/2015 11:16:00 PM	4.8	43.2
11/19/2015 11:20:00 PM	5.2	39.5
11/19/2015 11:21:00 PM	4.6	39.9
11/19/2015 11:22:00 PM	5.3	39.6
11/19/2015 11:24:00 PM	6.2	41.2
11/19/2015 11:25:00 PM	5.1	39.0
11/19/2015 11:27:00 PM	5.2	38.9
11/19/2015 11:28:00 PM	4.8	39.0
11/19/2015 11:29:00 PM	5.9	38.8
11/19/2015 11:30:00 PM	4.3	38.1
11/19/2015 11:31:00 PM	4.2	37.3
11/19/2015 11:32:00 PM	4.3	36.8
11/19/2015 11:33:00 PM	5.2	37.3
11/19/2015 11:34:00 PM	4.3	37.6
11/19/2015 11:35:00 PM	4.8	39.9
11/19/2015 11:36:00 PM	5.0	37.5
11/19/2015 11:37:00 PM	4.5	36.5
11/19/2015 11:39:00 PM	4.6	37.1
11/19/2015 11:42:00 PM	4.4	37.7
11/19/2015 11:43:00 PM	4.8	36.3
11/19/2015 11:45:00 PM	4.7	36.8
11/19/2015 11:46:00 PM	4.0	36.5
11/19/2015 11:49:00 PM	3.8	34.4
11/19/2015 11:52:00 PM	5.2	36.2
11/19/2015 11:53:00 PM	4.8	37.6
11/19/2015 11:54:00 PM	5.8	39.9
11/19/2015 11:55:00 PM	4.9	37.4
11/19/2015 11:56:00 PM	5.2	36.5
11/19/2015 11:57:00 PM	3.9	36.8
11/19/2015 11:58:00 PM	4.3	37.1
11/19/2015 11:59:00 PM	5.1	37.8
11/20/2015 12:02:00 AM	3.7	38.1
11/20/2015 12:03:00 AM	5.4	41.5
11/20/2015 12:04:00 AM	5.0	39.5
11/20/2015 12:05:00 AM	6.3	41.7
11/20/2015 12:06:00 AM	5.3	38.3
11/20/2015 12:07:00 AM	4.8	39.0
11/20/2015 12:12:00 AM	5.2	40.1
11/20/2015 12:13:00 AM	5.0	39.1
11/20/2015 12:14:00 AM	5.6	40.1
11/20/2015 12:15:00 AM	5.6	39.2
11/20/2015 12:16:00 AM	5.6	41.5
11/20/2015 12:17:00 AM	4.9	39.6
11/20/2015 12:18:00 AM	5.0	39.1
11/20/2015 12:19:00 AM	5.0	37.0
11/20/2015 12:20:00 AM	5.9	38.2
11/20/2015 12:21:00 AM	4.9	37.1
11/20/2015 12:22:00 AM	4.5	48.7
11/20/2015 12:24:00 AM	4.8	37.4
11/20/2015 12:25:00 AM	4.6	36.6
11/20/2015 12:26:00 AM	4.7	36.5
11/20/2015 12:27:00 AM	4.6	37.2
11/20/2015 12:28:00 AM	4.7	36.0

11/20/2015 12:29:00 AM	4.9	40.9
11/20/2015 12:31:00 AM	3.7	36.9
11/20/2015 12:32:00 AM	3.9	34.7
11/20/2015 12:33:00 AM	4.3	35.3
11/20/2015 12:34:00 AM	4.2	34.0
11/20/2015 12:35:00 AM	4.4	36.5
11/20/2015 12:37:00 AM	4.7	38.2
11/20/2015 12:39:00 AM	4.9	37.8
11/20/2015 12:40:00 AM	4.2	37.9
11/20/2015 12:41:00 AM	5.2	35.7
11/20/2015 12:42:00 AM	4.4	35.9
11/20/2015 12:43:00 AM	4.1	35.6
11/20/2015 12:44:00 AM	4.6	35.3
11/20/2015 12:45:00 AM	5.1	36.5
11/20/2015 12:46:00 AM	4.7	35.2
11/20/2015 12:47:00 AM	4.4	36.2
11/20/2015 12:49:00 AM	5.2	37.8
11/20/2015 12:51:00 AM	4.5	36.2
11/20/2015 12:52:00 AM	5.3	40.4
11/20/2015 12:54:00 AM	4.2	37.9
11/20/2015 12:55:00 AM	4.0	38.6
11/20/2015 12:56:00 AM	4.9	38.0
11/20/2015 12:57:00 AM	4.9	38.2
11/20/2015 12:58:00 AM	4.8	38.9
11/20/2015 12:59:00 AM	5.2	39.7
11/20/2015 1:01:00 AM	4.9	38.3
11/20/2015 1:02:00 AM	4.5	37.9
11/20/2015 1:03:00 AM	4.5	39.4
11/20/2015 1:04:00 AM	4.6	38.5
11/20/2015 1:05:00 AM	5.7	39.4
11/20/2015 1:06:00 AM	5.3	39.2
11/20/2015 1:07:00 AM	5.2	37.9
11/20/2015 1:09:00 AM	3.9	37.9
11/20/2015 1:10:00 AM	4.5	38.4
11/20/2015 1:11:00 AM	5.0	37.4
11/20/2015 1:12:00 AM	4.9	38.8
11/20/2015 1:18:00 AM	5.3	39.0
11/20/2015 1:20:00 AM	5.7	45.4
11/20/2015 1:21:00 AM	5.6	39.6
11/20/2015 1:22:00 AM	5.2	37.9
11/20/2015 1:23:00 AM	5.9	40.6
11/20/2015 1:24:00 AM	6.6	41.3
11/20/2015 1:26:00 AM	5.2	39.2
11/20/2015 1:27:00 AM	4.8	39.8
11/20/2015 1:28:00 AM	5.5	40.7
11/20/2015 1:29:00 AM	4.9	39.1
11/20/2015 1:30:00 AM	6.1	40.3
11/20/2015 1:31:00 AM	5.3	38.6
11/20/2015 1:34:00 AM	5.5	39.5
11/20/2015 1:36:00 AM	4.6	36.7
11/20/2015 1:37:00 AM	6.1	40.3
11/20/2015 1:38:00 AM	6.2	40.8
11/20/2015 1:39:00 AM	6.0	38.6
11/20/2015 1:41:00 AM	4.7	36.3
11/20/2015 1:42:00 AM	4.4	36.2

11/20/2015 1:43:00 AM	4.5	38.4
11/20/2015 1:44:00 AM	6.2	41.2
11/20/2015 1:46:00 AM	5.7	39.6
11/20/2015 1:47:00 AM	4.6	37.9
11/20/2015 1:48:00 AM	4.8	36.9
11/20/2015 1:49:00 AM	5.4	39.7
11/20/2015 1:51:00 AM	5.0	38.7
11/20/2015 1:52:00 AM	5.4	37.3
11/20/2015 1:53:00 AM	4.4	39.1
11/20/2015 1:54:00 AM	5.5	37.2
11/20/2015 1:56:00 AM	5.8	42.7
11/20/2015 1:57:00 AM	6.1	41.2
11/20/2015 2:00:00 AM	5.4	38.9
11/20/2015 2:02:00 AM	5.8	42.2
11/20/2015 2:03:00 AM	6.8	52.8
11/20/2015 2:04:00 AM	5.8	40.5
11/20/2015 2:05:00 AM	4.8	36.3
11/20/2015 2:06:00 AM	4.9	36.8
11/20/2015 2:07:00 AM	5.2	36.3
11/20/2015 2:08:00 AM	4.7	36.7
11/20/2015 2:09:00 AM	5.3	38.3
11/20/2015 2:10:00 AM	4.7	36.1
11/20/2015 2:12:00 AM	4.5	34.9
11/20/2015 2:14:00 AM	4.6	40.9
11/20/2015 2:15:00 AM	4.4	36.8
11/20/2015 2:16:00 AM	5.4	37.7
11/20/2015 2:17:00 AM	5.4	36.4
11/20/2015 2:18:00 AM	6.0	38.1
11/20/2015 2:19:00 AM	5.1	39.2
11/20/2015 2:20:00 AM	4.6	35.9
11/20/2015 2:21:00 AM	4.6	36.8
11/20/2015 2:22:00 AM	4.5	36.5
11/20/2015 2:23:00 AM	4.1	35.8
11/20/2015 2:24:00 AM	4.5	35.2
11/20/2015 2:25:00 AM	5.3	38.5
11/20/2015 2:26:00 AM	5.3	38.1
11/20/2015 2:27:00 AM	5.0	37.7
11/20/2015 2:28:00 AM	4.7	37.9
11/20/2015 2:29:00 AM	4.9	36.6
11/20/2015 2:30:00 AM	4.5	35.5
11/20/2015 2:31:00 AM	4.4	36.2
11/20/2015 2:32:00 AM	5.2	35.2
11/20/2015 2:33:00 AM	4.9	35.4
11/20/2015 2:34:00 AM	5.0	36.7
11/20/2015 2:35:00 AM	4.7	36.3
11/20/2015 2:36:00 AM	4.3	34.6
11/20/2015 2:37:00 AM	4.9	35.5
11/20/2015 2:38:00 AM	3.9	35.3
11/20/2015 2:39:00 AM	4.7	34.3
11/20/2015 2:40:00 AM	4.7	34.0
11/20/2015 2:41:00 AM	4.0	33.9
11/20/2015 2:42:00 AM	4.3	34.8
11/20/2015 2:43:00 AM	4.5	35.3
11/20/2015 2:44:00 AM	4.2	34.2
11/20/2015 2:45:00 AM	3.9	34.8

11/20/2015 2:46:00 AM	4.5	35.4
11/20/2015 2:47:00 AM	5.0	35.6
11/20/2015 2:48:00 AM	4.6	34.4
11/20/2015 2:49:00 AM	3.7	34.1
11/20/2015 2:50:00 AM	4.9	35.4
11/20/2015 2:51:00 AM	3.9	34.8
11/20/2015 2:52:00 AM	4.3	35.5
11/20/2015 2:53:00 AM	4.2	34.0
11/20/2015 2:54:00 AM	4.2	34.2
11/20/2015 2:55:00 AM	3.5	34.3
11/20/2015 2:56:00 AM	4.0	35.4
11/20/2015 2:57:00 AM	4.2	34.2
11/20/2015 2:59:00 AM	3.9	33.8
11/20/2015 3:00:00 AM	4.4	36.3
11/20/2015 3:01:00 AM	3.7	35.9
11/20/2015 3:02:00 AM	4.3	35.7
11/20/2015 3:03:00 AM	4.2	34.7
11/20/2015 3:04:00 AM	4.3	35.0
11/20/2015 3:05:00 AM	4.9	35.8
11/20/2015 3:06:00 AM	3.6	35.3
11/20/2015 3:07:00 AM	4.0	35.2
11/20/2015 3:08:00 AM	3.8	35.4
11/20/2015 3:11:00 AM	4.0	35.0
11/20/2015 3:12:00 AM	3.9	35.2
11/20/2015 3:13:00 AM	4.8	36.7
11/20/2015 3:14:00 AM	4.2	37.3
11/20/2015 3:17:00 AM	4.4	35.5
11/20/2015 3:18:00 AM	4.0	34.7
11/20/2015 3:19:00 AM	4.1	35.2
11/20/2015 3:22:00 AM	5.5	36.9
11/20/2015 3:24:00 AM	4.7	36.5
11/20/2015 3:25:00 AM	5.2	38.8
11/20/2015 3:26:00 AM	5.6	39.0
11/20/2015 3:27:00 AM	4.8	38.2
11/20/2015 3:28:00 AM	4.4	37.6
11/20/2015 3:29:00 AM	4.2	38.3
11/20/2015 3:30:00 AM	4.2	37.7
11/20/2015 3:31:00 AM	4.2	38.1
11/20/2015 3:32:00 AM	4.1	37.0
11/20/2015 3:33:00 AM	4.6	38.4
11/20/2015 3:34:00 AM	4.2	38.7
11/20/2015 3:35:00 AM	4.1	38.7
11/20/2015 3:37:00 AM	4.5	39.1
11/20/2015 3:38:00 AM	3.6	39.0
11/20/2015 3:40:00 AM	4.0	38.2
11/20/2015 3:41:00 AM	5.3	39.2
11/20/2015 3:42:00 AM	5.7	39.1
11/20/2015 3:44:00 AM	4.5	37.0
11/20/2015 3:45:00 AM	4.4	36.9
11/20/2015 3:46:00 AM	4.1	37.0
11/20/2015 3:47:00 AM	5.1	37.5
11/20/2015 3:48:00 AM	4.7	34.8
11/20/2015 3:49:00 AM	4.2	34.8
11/20/2015 3:50:00 AM	4.7	35.9
11/20/2015 3:51:00 AM	5.0	35.3

11/20/2015 3:52:00 AM	4.9	36.4
11/20/2015 3:53:00 AM	4.8	36.5
11/20/2015 3:54:00 AM	4.5	35.4
11/20/2015 3:55:00 AM	4.4	37.6
11/20/2015 3:56:00 AM	4.2	39.3
11/20/2015 3:57:00 AM	3.8	35.9
11/20/2015 3:58:00 AM	4.8	36.4
11/20/2015 4:01:00 AM	4.6	36.8
11/20/2015 4:02:00 AM	4.3	35.4
11/20/2015 4:03:00 AM	5.1	37.0
11/20/2015 4:05:00 AM	4.5	35.1
11/20/2015 4:06:00 AM	4.3	35.7
11/20/2015 4:07:00 AM	4.4	37.1
11/20/2015 4:08:00 AM	5.1	36.2
11/20/2015 4:09:00 AM	4.1	38.0
11/20/2015 4:10:00 AM	4.8	36.5
11/20/2015 4:11:00 AM	4.5	38.5
11/20/2015 4:14:00 AM	5.3	48.4
11/20/2015 4:15:00 AM	4.9	43.2
11/20/2015 4:16:00 AM	5.2	36.8
11/20/2015 4:17:00 AM	4.4	36.8
11/20/2015 4:18:00 AM	4.1	34.7
11/20/2015 4:19:00 AM	5.1	39.6
11/20/2015 4:20:00 AM	4.6	35.8
11/20/2015 4:21:00 AM	4.0	34.3
11/20/2015 4:22:00 AM	4.3	35.7
11/20/2015 4:23:00 AM	3.8	35.5
11/20/2015 4:24:00 AM	4.5	36.2
11/20/2015 4:26:00 AM	5.1	38.5
11/20/2015 4:27:00 AM	4.1	36.2
11/20/2015 4:28:00 AM	4.7	36.9
11/20/2015 4:29:00 AM	4.9	35.3
11/20/2015 4:30:00 AM	3.8	34.0
11/20/2015 4:33:00 AM	4.1	35.4
11/20/2015 4:35:00 AM	4.5	35.7
11/20/2015 4:37:00 AM	3.5	36.5
11/20/2015 4:38:00 AM	3.9	41.3
11/20/2015 4:40:00 AM	4.4	37.8
11/20/2015 4:42:00 AM	3.7	36.8
11/20/2015 4:43:00 AM	4.3	38.5
11/20/2015 4:47:00 AM	4.7	37.4
11/20/2015 4:48:00 AM	4.6	37.5
11/20/2015 4:49:00 AM	4.7	37.5
11/20/2015 4:51:00 AM	4.9	36.5
11/20/2015 4:52:00 AM	4.7	37.1
11/20/2015 4:53:00 AM	5.3	38.9
11/20/2015 4:55:00 AM	3.8	36.7
11/20/2015 4:58:00 AM	4.4	37.6
11/20/2015 4:59:00 AM	4.4	38.3
11/22/2015 11:56:00 PM	3.6	34.3
11/23/2015 12:18:00 AM	3.6	33.6
11/23/2015 12:39:00 AM	3.6	33.3
11/23/2015 10:02:00 PM	3.5	35.8
11/23/2015 10:17:00 PM	3.6	44.9
11/24/2015 1:18:00 AM	4.8	45.6

11/24/2015 1:20:00 AM	4.1	44.9
11/24/2015 1:22:00 AM	3.8	43.8
11/24/2015 1:23:00 AM	3.5	42.7
11/25/2015 3:38:00 AM	3.5	32.7
11/25/2015 4:13:00 AM	3.6	32.6
11/25/2015 4:15:00 AM	3.7	33.0
11/25/2015 4:16:00 AM	3.5	32.5
11/25/2015 4:17:00 AM	3.7	32.6
11/25/2015 4:19:00 AM	3.6	35.7
11/25/2015 4:20:00 AM	3.6	32.3
11/25/2015 4:21:00 AM	3.7	32.6
11/25/2015 4:23:00 AM	3.7	34.1
11/25/2015 4:24:00 AM	3.6	33.2
11/25/2015 4:25:00 AM	3.5	32.7
11/25/2015 4:28:00 AM	3.5	32.6
11/25/2015 4:31:00 AM	3.5	32.6
11/25/2015 4:32:00 AM	3.6	34.2
11/25/2015 4:33:00 AM	3.8	33.6
11/25/2015 4:36:00 AM	3.6	36.4
11/25/2015 4:53:00 AM	3.8	33.0
11/25/2015 4:59:00 AM	3.6	32.9
11/26/2015 12:45:00 AM	3.8	39.0
11/26/2015 12:50:00 AM	3.5	40.3
11/26/2015 12:51:00 AM	3.8	38.8
11/26/2015 12:52:00 AM	3.5	39.1
11/26/2015 12:54:00 AM	3.6	38.2
11/26/2015 1:01:00 AM	3.5	38.0
11/26/2015 1:02:00 AM	3.9	38.7
11/26/2015 1:03:00 AM	3.7	36.9
11/26/2015 1:07:00 AM	3.5	37.0
11/26/2015 1:08:00 AM	3.6	36.9
11/26/2015 1:43:00 AM	3.9	34.1
11/26/2015 10:00:00 PM	3.6	45.7
11/26/2015 10:03:00 PM	4.8	47.5
11/26/2015 10:05:00 PM	4.6	48.2
11/26/2015 10:06:00 PM	4.8	45.9
11/26/2015 10:07:00 PM	3.6	46.5
11/26/2015 10:08:00 PM	5.0	46.8
11/26/2015 10:12:00 PM	3.9	46.5
11/26/2015 10:13:00 PM	3.6	46.3
11/26/2015 10:14:00 PM	3.7	46.3
11/26/2015 10:15:00 PM	4.4	47.2
11/26/2015 10:18:00 PM	4.9	48.8
11/26/2015 10:23:00 PM	4.6	48.7
11/26/2015 10:29:00 PM	3.8	47.5
11/26/2015 10:37:00 PM	5.2	47.0
11/26/2015 10:41:00 PM	4.5	47.4
11/26/2015 10:44:00 PM	4.2	46.8
11/26/2015 10:46:00 PM	4.2	46.7
11/26/2015 10:48:00 PM	4.7	49.7
11/26/2015 10:49:00 PM	5.4	48.3
11/26/2015 10:52:00 PM	4.6	48.5
11/26/2015 10:53:00 PM	4.1	47.5
11/26/2015 10:55:00 PM	5.4	46.1
11/26/2015 10:57:00 PM	4.2	45.9

11/26/2015 10:58:00 PM	5.1	49.2
11/26/2015 10:59:00 PM	5.5	47.4
11/26/2015 11:00:00 PM	4.5	47.5
11/26/2015 11:01:00 PM	4.8	48.0
11/26/2015 11:02:00 PM	4.5	47.5
11/26/2015 11:07:00 PM	4.0	46.9
11/26/2015 11:10:00 PM	3.5	46.3
11/26/2015 11:26:00 PM	4.5	45.4
11/26/2015 11:32:00 PM	6.0	47.2
11/26/2015 11:43:00 PM	5.6	46.7
11/26/2015 11:46:00 PM	7.2	49.4
11/26/2015 11:49:00 PM	6.5	47.7
11/26/2015 11:56:00 PM	6.1	44.7
11/27/2015 12:09:00 AM	6.0	46.5
11/27/2015 12:16:00 AM	6.2	49.1
11/27/2015 12:21:00 AM	5.3	46.5
11/27/2015 12:22:00 AM	5.3	45.5
11/27/2015 12:24:00 AM	5.3	47.7
11/27/2015 12:26:00 AM	6.4	45.9
11/27/2015 12:27:00 AM	5.9	47.1
11/27/2015 12:29:00 AM	5.5	46.1
11/27/2015 12:33:00 AM	5.7	45.1
11/27/2015 12:36:00 AM	5.9	46.7
11/27/2015 12:37:00 AM	5.4	46.4
11/27/2015 12:40:00 AM	6.9	46.7
11/27/2015 12:41:00 AM	5.6	44.6
11/27/2015 12:42:00 AM	5.8	47.6
11/27/2015 12:47:00 AM	5.8	45.5
11/27/2015 12:48:00 AM	6.3	47.3
11/27/2015 12:52:00 AM	5.8	47.5
11/27/2015 12:56:00 AM	6.5	46.1
11/27/2015 12:58:00 AM	5.4	44.2
11/27/2015 1:00:00 AM	5.3	43.5
11/27/2015 1:02:00 AM	5.5	45.5
11/27/2015 1:07:00 AM	5.4	41.5
11/27/2015 1:08:00 AM	4.3	41.9
11/27/2015 1:09:00 AM	5.6	45.6
11/27/2015 1:10:00 AM	7.0	47.6
11/27/2015 1:11:00 AM	6.4	44.0
11/27/2015 1:12:00 AM	5.3	42.4
11/27/2015 1:13:00 AM	5.0	42.1
11/27/2015 1:17:00 AM	5.4	45.2
11/27/2015 1:18:00 AM	6.1	44.6
11/27/2015 1:22:00 AM	6.8	47.3
11/27/2015 1:24:00 AM	6.2	44.6
11/27/2015 1:28:00 AM	6.2	45.4
11/27/2015 2:40:00 AM	4.9	42.4
11/27/2015 2:42:00 AM	4.9	40.4
11/27/2015 2:43:00 AM	4.8	42.6
11/27/2015 2:44:00 AM	5.1	41.5
11/27/2015 2:46:00 AM	4.5	40.8
11/27/2015 2:48:00 AM	4.3	38.5
11/27/2015 2:49:00 AM	4.9	39.7
11/27/2015 2:53:00 AM	3.8	39.0
11/27/2015 2:56:00 AM	3.7	41.0

11/27/2015 2:57:00 AM	4.0	39.5
11/27/2015 2:58:00 AM	3.7	40.8
11/27/2015 3:00:00 AM	5.8	42.9
11/27/2015 3:02:00 AM	4.1	41.5
11/27/2015 3:06:00 AM	3.7	42.9
11/27/2015 3:12:00 AM	3.9	41.3
11/27/2015 3:14:00 AM	5.0	40.8
11/27/2015 3:15:00 AM	4.7	40.8
11/27/2015 3:18:00 AM	4.8	41.6
11/27/2015 3:19:00 AM	4.6	41.8
11/27/2015 3:21:00 AM	4.4	40.8
11/27/2015 3:22:00 AM	4.6	40.3
11/27/2015 3:23:00 AM	4.9	41.0
11/27/2015 3:24:00 AM	4.8	41.3
11/27/2015 3:25:00 AM	5.4	42.8
11/27/2015 3:26:00 AM	5.9	40.7
11/27/2015 3:27:00 AM	4.7	40.4
11/27/2015 3:28:00 AM	5.1	43.0
11/27/2015 3:31:00 AM	4.6	40.6
11/27/2015 3:34:00 AM	4.2	40.0
11/27/2015 3:35:00 AM	5.1	41.3
11/27/2015 3:37:00 AM	5.2	40.9
11/27/2015 3:39:00 AM	5.1	41.6
11/27/2015 3:40:00 AM	5.1	42.6
11/27/2015 3:41:00 AM	5.8	42.5
11/27/2015 3:45:00 AM	5.6	42.5
11/27/2015 3:46:00 AM	4.8	40.0
11/27/2015 3:47:00 AM	4.8	37.6
11/27/2015 3:48:00 AM	4.1	38.1
11/27/2015 3:49:00 AM	4.1	38.8
11/27/2015 3:50:00 AM	5.1	40.0
11/27/2015 3:54:00 AM	4.9	39.6
11/27/2015 3:55:00 AM	3.8	38.1
11/27/2015 3:57:00 AM	3.6	38.4
11/27/2015 3:58:00 AM	4.0	41.6
11/27/2015 3:59:00 AM	4.9	41.4
11/27/2015 4:07:00 AM	4.3	40.2
11/27/2015 4:09:00 AM	4.4	39.9
11/27/2015 4:11:00 AM	4.0	38.8
11/27/2015 4:12:00 AM	4.5	40.7
11/27/2015 4:13:00 AM	4.3	40.5
11/27/2015 4:14:00 AM	5.1	40.8
11/27/2015 4:16:00 AM	3.5	38.7
11/27/2015 4:17:00 AM	4.9	40.3
11/27/2015 4:18:00 AM	4.0	40.6
11/27/2015 4:23:00 AM	4.6	40.6
11/27/2015 4:29:00 AM	5.2	44.7
11/27/2015 4:37:00 AM	3.5	39.9
11/27/2015 4:42:00 AM	3.6	41.1
11/27/2015 4:43:00 AM	3.8	40.8
11/27/2015 4:44:00 AM	3.6	42.2
11/27/2015 4:45:00 AM	3.7	40.8
11/27/2015 4:50:00 AM	3.8	41.7
11/27/2015 4:52:00 AM	4.2	43.4
11/27/2015 4:54:00 AM	3.7	41.5

11/27/2015 4:55:00 AM	4.1	43.3
11/27/2015 4:59:00 AM	3.7	42.0
11/27/2015 10:00:00 PM	4.6	43.0
11/27/2015 10:01:00 PM	4.6	44.5
11/27/2015 10:02:00 PM	5.8	45.9
11/27/2015 10:03:00 PM	4.1	40.0
11/27/2015 10:04:00 PM	4.7	43.4
11/27/2015 10:05:00 PM	4.4	40.6
11/27/2015 10:06:00 PM	4.2	41.2
11/27/2015 10:07:00 PM	4.9	44.1
11/27/2015 10:08:00 PM	5.5	45.7
11/27/2015 10:09:00 PM	5.9	46.1
11/27/2015 10:11:00 PM	4.7	42.9
11/27/2015 10:13:00 PM	4.0	41.0
11/27/2015 10:14:00 PM	4.7	41.6
11/27/2015 10:16:00 PM	5.4	47.0
11/27/2015 10:17:00 PM	5.1	42.4
11/27/2015 10:20:00 PM	4.2	41.7
11/27/2015 10:21:00 PM	4.3	42.1
11/27/2015 10:22:00 PM	4.3	40.3
11/27/2015 10:23:00 PM	3.5	37.4
11/27/2015 10:24:00 PM	5.2	44.1
11/27/2015 10:25:00 PM	3.8	37.4
11/27/2015 10:33:00 PM	4.2	45.7
11/27/2015 10:34:00 PM	5.8	46.5
11/27/2015 10:35:00 PM	5.2	44.9
11/27/2015 10:37:00 PM	5.4	44.8
11/27/2015 10:38:00 PM	4.0	39.7
11/27/2015 10:39:00 PM	4.7	42.5
11/27/2015 10:40:00 PM	3.7	37.5
11/27/2015 10:41:00 PM	4.0	37.2
11/27/2015 10:43:00 PM	5.2	44.8
11/27/2015 10:47:00 PM	3.5	43.0
11/27/2015 11:03:00 PM	3.6	38.6
11/27/2015 11:04:00 PM	3.8	37.8
11/27/2015 11:05:00 PM	3.8	37.9
11/27/2015 11:06:00 PM	3.6	39.7
11/27/2015 11:12:00 PM	3.5	38.3
11/27/2015 11:15:00 PM	3.8	36.8
11/27/2015 11:17:00 PM	4.0	36.3
11/27/2015 11:35:00 PM	3.6	36.9
11/27/2015 11:54:00 PM	3.5	33.5
11/28/2015 12:03:00 AM	3.8	34.7
11/28/2015 1:48:00 AM	4.0	34.2
11/28/2015 1:50:00 AM	3.9	35.3
11/28/2015 1:52:00 AM	3.9	34.0
11/28/2015 1:53:00 AM	4.3	38.6
11/28/2015 1:54:00 AM	4.7	40.0
11/28/2015 1:55:00 AM	5.0	40.3
11/28/2015 1:56:00 AM	4.0	36.0
11/28/2015 1:58:00 AM	3.9	37.4
11/28/2015 1:59:00 AM	5.1	42.8
11/28/2015 2:00:00 AM	4.9	40.7
11/28/2015 2:01:00 AM	4.0	35.6
11/28/2015 2:02:00 AM	4.5	37.5

11/28/2015 2:04:00 AM	4.5	37.1
11/28/2015 2:05:00 AM	3.9	33.3
11/28/2015 2:06:00 AM	3.9	37.5
11/28/2015 2:07:00 AM	4.0	36.2
11/28/2015 2:13:00 AM	3.7	35.7
11/28/2015 2:16:00 AM	3.8	34.8
11/28/2015 2:18:00 AM	3.8	35.1
11/28/2015 2:19:00 AM	3.8	32.9
11/28/2015 2:23:00 AM	4.4	38.0
11/28/2015 2:24:00 AM	3.9	35.6
11/28/2015 2:25:00 AM	3.5	37.6
11/28/2015 2:26:00 AM	3.7	34.4
11/28/2015 2:27:00 AM	3.9	35.9
11/28/2015 2:28:00 AM	3.6	35.0
11/28/2015 2:29:00 AM	3.8	33.9
11/28/2015 2:30:00 AM	4.4	37.7
11/28/2015 2:31:00 AM	3.8	33.9
11/28/2015 2:32:00 AM	4.1	38.5
11/28/2015 2:33:00 AM	5.0	41.7
11/28/2015 2:34:00 AM	5.9	46.2
11/28/2015 2:35:00 AM	5.0	41.2
11/28/2015 2:36:00 AM	4.0	38.3
11/28/2015 2:37:00 AM	4.5	38.7
11/28/2015 2:38:00 AM	4.3	37.2
11/28/2015 2:40:00 AM	4.6	38.6
11/28/2015 2:41:00 AM	4.3	38.0
11/28/2015 2:42:00 AM	4.1	36.8
11/28/2015 2:43:00 AM	4.3	35.5
11/28/2015 2:46:00 AM	3.6	34.0
11/28/2015 2:48:00 AM	3.7	34.4
11/28/2015 2:54:00 AM	3.5	33.8
11/28/2015 2:56:00 AM	4.6	40.9
11/28/2015 3:07:00 AM	3.8	33.6
11/28/2015 3:10:00 AM	3.7	34.5
11/28/2015 3:19:00 AM	3.8	36.9
11/28/2015 3:20:00 AM	3.7	33.7
11/28/2015 3:34:00 AM	4.0	36.5
11/28/2015 3:36:00 AM	3.9	37.5
11/28/2015 3:38:00 AM	4.1	36.7
11/28/2015 3:39:00 AM	4.0	39.7
11/28/2015 3:51:00 AM	3.6	34.3
11/28/2015 3:52:00 AM	3.6	34.0
11/28/2015 3:59:00 AM	4.1	36.4
11/28/2015 4:01:00 AM	3.5	33.9
11/28/2015 4:30:00 AM	3.8	32.3
11/30/2015 10:04:00 PM	3.7	38.9
11/30/2015 10:05:00 PM	3.6	37.6
11/30/2015 10:06:00 PM	3.7	37.7
11/30/2015 10:07:00 PM	4.1	38.9
11/30/2015 10:08:00 PM	4.5	40.2
11/30/2015 10:11:00 PM	4.4	39.7
11/30/2015 10:12:00 PM	3.9	39.9
11/30/2015 10:13:00 PM	4.0	40.2
11/30/2015 10:14:00 PM	4.4	40.4
11/30/2015 10:15:00 PM	4.2	39.6

11/30/2015 10:16:00 PM	3.9	38.0
11/30/2015 10:17:00 PM	3.9	38.8
11/30/2015 10:18:00 PM	3.7	38.6
11/30/2015 10:22:00 PM	4.0	39.1
11/30/2015 10:24:00 PM	3.8	37.6
11/30/2015 10:25:00 PM	3.7	37.5
11/30/2015 10:26:00 PM	3.7	38.2
11/30/2015 10:31:00 PM	3.5	37.5
11/30/2015 10:32:00 PM	3.5	38.7
11/30/2015 10:49:00 PM	3.5	36.0
11/30/2015 11:09:00 PM	3.8	38.5
11/30/2015 11:16:00 PM	3.6	39.0
11/30/2015 11:17:00 PM	4.0	40.4
11/30/2015 11:18:00 PM	4.5	40.8
11/30/2015 11:19:00 PM	4.3	39.1
11/30/2015 11:20:00 PM	3.7	37.6
11/30/2015 11:22:00 PM	3.6	37.6
11/30/2015 11:23:00 PM	4.1	40.0
11/30/2015 11:24:00 PM	4.7	42.9
11/30/2015 11:25:00 PM	4.2	38.5
11/30/2015 11:26:00 PM	3.7	37.7
11/30/2015 11:27:00 PM	3.6	37.6
11/30/2015 11:29:00 PM	3.9	38.0
11/30/2015 11:30:00 PM	3.5	37.6
11/30/2015 11:32:00 PM	3.6	37.6
11/30/2015 11:33:00 PM	3.8	37.8
11/30/2015 11:34:00 PM	4.0	37.7
12/01/2015 12:11:00 AM	3.9	35.5
12/01/2015 12:12:00 AM	4.2	37.6
12/01/2015 12:13:00 AM	4.4	37.4
12/01/2015 12:14:00 AM	4.8	38.7
12/01/2015 12:15:00 AM	4.6	38.2
12/01/2015 12:16:00 AM	4.3	38.8
12/01/2015 12:17:00 AM	4.8	40.2
12/01/2015 12:18:00 AM	3.7	36.4
12/01/2015 12:22:00 AM	4.0	35.7
12/01/2015 12:23:00 AM	4.0	37.0
12/01/2015 12:24:00 AM	3.7	34.8
12/01/2015 12:25:00 AM	4.0	34.7
12/01/2015 12:26:00 AM	4.5	38.8
12/01/2015 12:27:00 AM	5.2	42.0
12/01/2015 12:28:00 AM	4.8	39.8
12/01/2015 12:29:00 AM	4.3	36.6
12/01/2015 12:30:00 AM	4.0	35.4
12/01/2015 12:31:00 AM	3.9	36.0
12/01/2015 12:32:00 AM	3.7	35.8
12/01/2015 12:37:00 AM	4.4	40.0
12/01/2015 12:38:00 AM	4.1	37.4
12/01/2015 12:39:00 AM	4.2	36.6
12/01/2015 12:40:00 AM	3.9	34.9
12/01/2015 12:41:00 AM	4.1	35.8
12/01/2015 12:42:00 AM	3.9	37.3
12/01/2015 12:44:00 AM	3.9	45.2
12/01/2015 12:45:00 AM	4.1	33.3
12/01/2015 12:46:00 AM	3.6	32.8

12/01/2015 12:47:00 AM	4.0	35.2
12/01/2015 12:48:00 AM	3.9	33.0
12/01/2015 12:49:00 AM	4.6	37.1
12/01/2015 12:50:00 AM	4.1	34.4
12/01/2015 12:51:00 AM	4.5	36.8
12/01/2015 12:52:00 AM	3.9	32.8
12/01/2015 12:53:00 AM	3.6	32.3
12/01/2015 12:54:00 AM	3.6	32.7
12/01/2015 12:55:00 AM	3.7	33.5
12/01/2015 12:56:00 AM	3.6	32.5
12/01/2015 12:58:00 AM	4.4	36.8
12/01/2015 12:59:00 AM	4.1	35.3
12/01/2015 1:00:00 AM	4.5	36.3
12/01/2015 1:01:00 AM	4.4	36.1
12/01/2015 1:02:00 AM	3.8	32.0
12/01/2015 1:03:00 AM	3.9	32.4
12/01/2015 1:04:00 AM	3.8	33.8
12/01/2015 1:05:00 AM	4.6	40.1
12/01/2015 1:06:00 AM	4.0	36.6
12/01/2015 1:07:00 AM	3.7	32.7
12/01/2015 1:08:00 AM	3.9	33.6
12/01/2015 1:09:00 AM	4.3	33.8
12/01/2015 1:10:00 AM	3.8	34.4
12/01/2015 1:12:00 AM	3.6	31.6
12/01/2015 1:15:00 AM	3.6	31.7
12/01/2015 1:22:00 AM	3.5	32.0
12/01/2015 1:26:00 AM	3.5	31.5
12/01/2015 1:27:00 AM	3.8	34.1
12/01/2015 1:32:00 AM	3.7	31.7
12/01/2015 1:33:00 AM	3.6	31.6
12/01/2015 2:39:00 AM	4.0	33.4
12/01/2015 2:40:00 AM	3.6	32.5
12/01/2015 2:41:00 AM	3.6	33.0
12/01/2015 2:43:00 AM	3.7	33.5
12/01/2015 2:44:00 AM	4.4	36.2
12/01/2015 2:46:00 AM	3.7	34.8
12/01/2015 2:47:00 AM	3.6	32.9
12/01/2015 2:48:00 AM	3.7	32.3
12/01/2015 2:49:00 AM	4.2	35.5
12/01/2015 2:50:00 AM	4.7	38.9
12/01/2015 2:51:00 AM	4.4	36.5
12/01/2015 2:52:00 AM	4.8	36.9
12/01/2015 2:53:00 AM	4.7	36.9
12/01/2015 2:54:00 AM	4.5	38.0
12/01/2015 2:55:00 AM	4.5	37.2
12/01/2015 2:56:00 AM	4.0	34.8
12/01/2015 2:57:00 AM	4.0	37.9
12/01/2015 2:58:00 AM	4.6	38.7
12/01/2015 2:59:00 AM	4.4	37.0
12/01/2015 3:00:00 AM	4.2	38.5
12/01/2015 3:01:00 AM	4.0	34.1
12/01/2015 3:02:00 AM	4.2	33.9
12/01/2015 3:03:00 AM	4.0	33.8
12/01/2015 3:04:00 AM	3.6	32.1
12/01/2015 3:05:00 AM	3.8	32.2

12/01/2015 3:06:00 AM	3.9	35.0
12/01/2015 3:07:00 AM	3.8	35.0
12/01/2015 3:08:00 AM	4.3	36.0
12/01/2015 3:09:00 AM	3.9	37.5
12/01/2015 3:10:00 AM	3.9	33.9
12/01/2015 3:11:00 AM	4.0	34.1
12/01/2015 3:13:00 AM	3.9	35.5
12/01/2015 3:14:00 AM	4.1	35.3
12/01/2015 3:15:00 AM	4.1	35.5
12/01/2015 3:16:00 AM	4.4	36.5
12/01/2015 3:17:00 AM	3.8	32.7
12/01/2015 3:18:00 AM	3.7	31.3
12/01/2015 3:19:00 AM	3.6	32.8
12/01/2015 3:23:00 AM	3.9	36.2
12/01/2015 3:24:00 AM	4.4	35.5
12/01/2015 3:25:00 AM	4.2	33.9
12/01/2015 3:26:00 AM	3.9	33.0
12/01/2015 3:27:00 AM	3.5	31.4
12/01/2015 3:28:00 AM	4.1	33.6
12/01/2015 3:29:00 AM	4.1	33.9
12/01/2015 3:30:00 AM	4.0	33.7
12/01/2015 3:31:00 AM	3.7	32.3
12/01/2015 3:33:00 AM	3.6	32.9
12/01/2015 3:34:00 AM	3.8	33.1
12/01/2015 3:35:00 AM	3.7	32.0
12/01/2015 3:36:00 AM	3.7	32.5
12/01/2015 3:38:00 AM	3.6	35.7
12/01/2015 3:39:00 AM	3.6	33.2
12/01/2015 3:40:00 AM	3.7	33.7
12/01/2015 3:41:00 AM	4.0	37.8
12/01/2015 3:44:00 AM	3.9	34.9
12/01/2015 3:45:00 AM	3.8	36.0
12/01/2015 3:46:00 AM	4.0	35.0
12/01/2015 3:47:00 AM	3.7	33.9
12/01/2015 4:00:00 AM	3.7	33.2
12/01/2015 4:13:00 AM	3.6	35.5
12/01/2015 4:17:00 AM	3.5	33.2
12/01/2015 4:20:00 AM	3.8	34.2
12/01/2015 4:21:00 AM	3.6	34.1
12/01/2015 4:22:00 AM	3.9	42.7
12/01/2015 4:23:00 AM	4.2	40.5
12/01/2015 4:24:00 AM	4.2	36.4
12/01/2015 4:25:00 AM	5.3	40.2
12/01/2015 4:26:00 AM	4.5	37.9
12/01/2015 4:27:00 AM	4.3	36.4
12/01/2015 4:28:00 AM	4.3	35.8
12/01/2015 4:29:00 AM	4.6	36.1
12/01/2015 4:30:00 AM	4.2	36.6
12/01/2015 4:32:00 AM	4.9	41.3
12/01/2015 4:33:00 AM	4.5	41.2
12/01/2015 4:34:00 AM	4.4	36.3
12/01/2015 4:35:00 AM	5.0	40.4
12/01/2015 4:36:00 AM	4.8	38.7
12/01/2015 4:37:00 AM	5.4	43.9
12/01/2015 4:38:00 AM	5.2	40.8

12/01/2015 4:39:00 AM	5.4	41.4
12/01/2015 4:40:00 AM	4.1	33.5
12/01/2015 4:41:00 AM	5.0	40.3
12/01/2015 4:42:00 AM	4.8	39.5
12/01/2015 4:43:00 AM	3.9	36.3
12/01/2015 4:44:00 AM	4.7	39.2
12/01/2015 4:45:00 AM	4.5	39.9
12/01/2015 4:46:00 AM	3.8	37.7
12/01/2015 4:47:00 AM	4.8	41.4
12/01/2015 4:48:00 AM	4.2	39.3
12/01/2015 4:49:00 AM	5.9	47.0
12/01/2015 4:50:00 AM	4.4	37.9
12/01/2015 4:51:00 AM	3.8	35.4
12/01/2015 4:52:00 AM	3.9	36.7
12/01/2015 4:54:00 AM	3.7	36.4
12/01/2015 4:55:00 AM	4.0	34.3
12/01/2015 4:56:00 AM	4.1	37.7
12/01/2015 4:57:00 AM	4.0	41.3
12/01/2015 4:58:00 AM	3.5	41.4
12/03/2015 10:01:00 PM	3.6	37.7
12/03/2015 10:02:00 PM	4.1	41.8
12/03/2015 10:11:00 PM	4.2	37.8
12/03/2015 10:13:00 PM	4.8	42.7
12/03/2015 10:26:00 PM	4.3	40.9
12/03/2015 10:27:00 PM	4.7	43.1
12/03/2015 10:28:00 PM	4.5	39.4
12/03/2015 10:29:00 PM	4.3	47.0
12/03/2015 10:31:00 PM	4.0	40.0
12/03/2015 10:33:00 PM	4.2	39.4
12/03/2015 10:36:00 PM	3.9	38.9
12/03/2015 10:37:00 PM	4.4	39.8
12/03/2015 10:38:00 PM	3.8	36.8
12/03/2015 10:42:00 PM	4.7	40.5
12/03/2015 10:43:00 PM	4.3	40.9
12/03/2015 10:44:00 PM	3.7	38.0
12/03/2015 10:49:00 PM	4.0	36.8
12/03/2015 10:50:00 PM	4.8	41.0
12/03/2015 10:53:00 PM	3.6	35.3
12/03/2015 10:56:00 PM	3.7	33.4
12/03/2015 10:59:00 PM	4.0	37.7
12/03/2015 11:01:00 PM	3.5	34.8
12/03/2015 11:02:00 PM	4.3	39.8
12/03/2015 11:03:00 PM	4.7	39.2
12/03/2015 11:04:00 PM	5.2	39.8
12/03/2015 11:05:00 PM	5.0	37.5
12/03/2015 11:06:00 PM	4.0	39.3
12/03/2015 11:07:00 PM	4.2	37.4
12/03/2015 11:11:00 PM	5.3	38.3
12/03/2015 11:12:00 PM	4.6	37.7
12/03/2015 11:13:00 PM	4.6	39.7
12/03/2015 11:14:00 PM	4.6	39.8
12/03/2015 11:16:00 PM	4.8	37.1
12/03/2015 11:17:00 PM	4.5	37.2
12/03/2015 11:18:00 PM	4.5	37.0
12/03/2015 11:20:00 PM	3.6	36.6

12/03/2015 11:21:00 PM	4.7	42.8
12/03/2015 11:23:00 PM	5.6	39.0
12/03/2015 11:25:00 PM	4.5	46.8
12/03/2015 11:27:00 PM	4.0	37.0
12/03/2015 11:28:00 PM	4.2	37.4
12/03/2015 11:31:00 PM	5.2	43.0
12/03/2015 11:33:00 PM	4.8	39.4
12/03/2015 11:34:00 PM	5.0	39.3
12/03/2015 11:35:00 PM	4.3	36.7
12/03/2015 11:39:00 PM	3.7	37.2
12/03/2015 11:40:00 PM	3.8	37.7
12/03/2015 11:41:00 PM	3.8	39.7
12/03/2015 11:42:00 PM	4.7	39.3
12/03/2015 11:43:00 PM	3.6	37.9
12/03/2015 11:44:00 PM	3.8	36.2
12/03/2015 11:45:00 PM	3.9	36.5
12/03/2015 11:47:00 PM	3.6	35.4
12/03/2015 11:50:00 PM	4.3	41.5
12/03/2015 11:54:00 PM	3.8	35.1
12/03/2015 11:57:00 PM	5.0	40.8
12/03/2015 11:58:00 PM	3.9	36.0
12/03/2015 11:59:00 PM	4.3	37.5
12/04/2015 12:01:00 AM	3.7	35.8
12/04/2015 12:02:00 AM	4.1	34.8
12/04/2015 12:03:00 AM	3.6	35.4
12/04/2015 12:05:00 AM	5.1	42.0
12/04/2015 12:06:00 AM	3.9	36.7
12/04/2015 12:07:00 AM	4.1	35.5
12/04/2015 12:08:00 AM	3.9	34.7
12/04/2015 12:09:00 AM	4.1	38.3
12/04/2015 12:10:00 AM	4.8	38.4
12/04/2015 12:11:00 AM	3.5	34.0
12/04/2015 12:12:00 AM	3.7	33.6
12/04/2015 12:13:00 AM	3.9	37.8
12/04/2015 12:14:00 AM	3.9	35.5
12/04/2015 12:18:00 AM	4.0	35.8
12/04/2015 12:19:00 AM	3.5	35.9
12/04/2015 12:21:00 AM	3.6	34.0
12/04/2015 12:24:00 AM	5.3	38.9
12/04/2015 12:25:00 AM	4.5	36.3
12/04/2015 12:26:00 AM	5.5	39.5
12/04/2015 12:27:00 AM	3.8	36.1
12/04/2015 12:28:00 AM	4.5	36.0
12/04/2015 12:29:00 AM	4.3	37.5
12/04/2015 12:30:00 AM	4.7	36.6
12/04/2015 12:31:00 AM	4.5	38.2
12/04/2015 12:34:00 AM	4.6	37.4
12/04/2015 12:36:00 AM	5.0	39.4
12/04/2015 12:37:00 AM	5.4	39.8
12/04/2015 12:38:00 AM	5.5	42.5
12/04/2015 12:40:00 AM	5.2	37.8
12/04/2015 12:41:00 AM	5.6	43.3
12/04/2015 12:42:00 AM	5.2	39.9
12/04/2015 12:43:00 AM	4.6	39.3
12/04/2015 12:44:00 AM	5.0	41.6

12/04/2015 12:45:00 AM	4.5	39.2
12/04/2015 12:46:00 AM	4.4	34.5
12/04/2015 12:49:00 AM	5.0	40.5
12/04/2015 12:50:00 AM	3.8	34.7
12/04/2015 12:51:00 AM	4.1	35.0
12/04/2015 12:52:00 AM	4.3	36.7
12/04/2015 12:53:00 AM	3.9	33.9
12/04/2015 12:55:00 AM	4.2	33.9
12/04/2015 12:56:00 AM	3.8	33.8
12/04/2015 12:57:00 AM	3.9	34.2
12/04/2015 12:58:00 AM	4.2	33.9
12/04/2015 12:59:00 AM	4.2	33.8
12/04/2015 1:00:00 AM	3.6	33.7
12/04/2015 1:01:00 AM	3.5	32.7
12/04/2015 1:03:00 AM	3.7	33.2
12/04/2015 1:04:00 AM	3.9	34.2
12/04/2015 1:06:00 AM	4.0	35.2
12/04/2015 1:08:00 AM	3.7	34.0
12/04/2015 1:11:00 AM	4.1	34.7
12/04/2015 1:12:00 AM	4.5	38.1
12/04/2015 1:13:00 AM	4.0	36.5
12/04/2015 1:14:00 AM	4.3	35.5
12/04/2015 1:16:00 AM	3.5	33.2
12/04/2015 1:19:00 AM	4.9	38.4
12/04/2015 1:20:00 AM	3.7	34.4
12/04/2015 1:22:00 AM	3.8	34.5
12/04/2015 1:23:00 AM	4.0	37.0
12/04/2015 1:24:00 AM	5.3	43.2
12/04/2015 1:25:00 AM	4.3	36.0
12/04/2015 1:26:00 AM	4.4	43.7
12/04/2015 1:27:00 AM	5.1	42.9
12/04/2015 1:28:00 AM	5.1	43.2
12/04/2015 1:29:00 AM	4.0	36.5
12/04/2015 1:31:00 AM	4.0	38.0
12/04/2015 1:32:00 AM	3.9	36.7
12/04/2015 1:34:00 AM	4.8	39.4
12/04/2015 1:35:00 AM	5.0	45.6
12/04/2015 1:36:00 AM	5.9	45.0
12/04/2015 1:37:00 AM	3.8	36.7
12/04/2015 1:39:00 AM	3.7	39.0
12/04/2015 1:40:00 AM	3.9	36.8
12/04/2015 1:41:00 AM	3.6	38.1
12/04/2015 1:42:00 AM	3.5	39.7
12/04/2015 1:43:00 AM	4.0	37.2
12/04/2015 1:44:00 AM	4.7	38.7
12/04/2015 1:45:00 AM	4.1	39.3
12/04/2015 1:46:00 AM	4.4	37.9
12/04/2015 1:47:00 AM	4.0	39.3
12/04/2015 1:48:00 AM	3.8	35.5
12/04/2015 1:49:00 AM	3.9	34.8
12/04/2015 1:50:00 AM	4.1	37.0
12/04/2015 1:51:00 AM	4.7	36.8
12/04/2015 1:52:00 AM	4.0	34.0
12/04/2015 1:54:00 AM	3.8	35.3
12/04/2015 1:56:00 AM	3.9	37.7

12/04/2015 1:57:00 AM	3.9	38.1
12/04/2015 1:58:00 AM	4.5	35.5
12/04/2015 1:59:00 AM	3.6	35.5
12/04/2015 2:03:00 AM	5.5	43.2
12/04/2015 2:04:00 AM	4.2	35.1
12/04/2015 2:05:00 AM	4.6	35.0
12/04/2015 2:06:00 AM	4.3	34.7
12/04/2015 2:07:00 AM	4.6	34.6
12/04/2015 2:08:00 AM	4.4	34.8
12/04/2015 2:09:00 AM	4.1	35.9
12/04/2015 2:10:00 AM	4.5	36.4
12/04/2015 2:11:00 AM	4.8	36.9
12/04/2015 2:12:00 AM	5.0	37.2
12/04/2015 2:13:00 AM	4.4	35.2
12/04/2015 2:14:00 AM	4.4	35.4
12/04/2015 2:15:00 AM	4.0	35.8
12/04/2015 2:16:00 AM	4.6	36.5
12/04/2015 2:17:00 AM	3.9	35.5
12/04/2015 2:18:00 AM	5.1	37.3
12/04/2015 2:19:00 AM	3.9	34.2
12/04/2015 2:21:00 AM	4.1	33.9
12/04/2015 2:23:00 AM	4.1	36.7
12/04/2015 2:24:00 AM	4.5	38.2
12/04/2015 2:25:00 AM	4.1	38.0
12/04/2015 2:27:00 AM	4.9	40.2
12/04/2015 2:29:00 AM	5.4	45.0
12/04/2015 2:30:00 AM	5.6	44.6
12/04/2015 2:31:00 AM	4.8	40.1
12/04/2015 2:32:00 AM	4.5	41.1
12/04/2015 2:33:00 AM	5.3	45.2
12/04/2015 2:34:00 AM	4.1	40.6
12/04/2015 2:37:00 AM	6.6	47.4
12/04/2015 2:38:00 AM	5.9	44.7
12/04/2015 2:42:00 AM	4.5	41.5
12/04/2015 2:43:00 AM	4.0	39.0
12/04/2015 2:44:00 AM	4.2	44.5
12/04/2015 2:47:00 AM	6.1	45.7
12/04/2015 2:50:00 AM	5.5	42.3
12/04/2015 2:51:00 AM	5.2	42.7
12/04/2015 2:52:00 AM	3.8	39.0
12/04/2015 2:53:00 AM	3.6	38.0
12/04/2015 2:54:00 AM	4.7	39.4
12/04/2015 2:55:00 AM	4.2	37.0
12/04/2015 2:57:00 AM	4.8	42.7
12/04/2015 2:58:00 AM	5.5	40.8
12/04/2015 3:00:00 AM	3.9	35.5
12/04/2015 3:01:00 AM	4.4	36.5
12/04/2015 3:02:00 AM	4.2	37.5
12/04/2015 3:03:00 AM	3.9	36.2
12/04/2015 3:04:00 AM	4.3	40.4
12/04/2015 3:06:00 AM	4.6	38.9
12/04/2015 3:07:00 AM	4.5	40.8
12/04/2015 3:08:00 AM	3.6	38.0
12/04/2015 3:09:00 AM	4.4	41.6
12/04/2015 3:10:00 AM	5.4	44.9

12/04/2015 3:11:00 AM	4.5	37.7
12/04/2015 3:12:00 AM	4.2	37.6
12/04/2015 3:13:00 AM	3.7	36.5
12/04/2015 3:14:00 AM	4.1	37.9
12/04/2015 3:15:00 AM	3.9	38.5
12/04/2015 3:16:00 AM	4.6	39.8
12/04/2015 3:18:00 AM	4.1	43.3
12/04/2015 3:19:00 AM	4.2	38.5
12/04/2015 3:20:00 AM	4.7	38.4
12/04/2015 3:21:00 AM	4.7	37.5
12/04/2015 3:22:00 AM	4.6	41.3
12/04/2015 3:23:00 AM	4.1	38.6
12/04/2015 3:24:00 AM	4.1	36.3
12/04/2015 3:25:00 AM	4.2	38.3
12/04/2015 3:26:00 AM	3.8	35.2
12/04/2015 3:28:00 AM	3.5	32.8
12/04/2015 3:30:00 AM	3.6	34.8
12/04/2015 3:33:00 AM	3.6	34.3
12/04/2015 3:39:00 AM	4.5	34.4
12/04/2015 3:40:00 AM	4.1	33.7
12/04/2015 3:41:00 AM	4.1	35.0
12/04/2015 3:42:00 AM	3.6	33.3
12/04/2015 3:43:00 AM	4.2	39.3
12/04/2015 3:44:00 AM	4.2	34.8
12/04/2015 3:45:00 AM	4.3	37.5
12/04/2015 3:46:00 AM	4.5	36.8
12/04/2015 3:47:00 AM	4.2	35.8
12/04/2015 3:48:00 AM	3.7	35.1
12/04/2015 3:49:00 AM	5.1	40.6
12/04/2015 3:50:00 AM	3.9	34.2
12/04/2015 3:54:00 AM	5.5	39.6
12/04/2015 3:57:00 AM	4.9	37.9
12/04/2015 3:58:00 AM	5.3	39.4
12/04/2015 3:59:00 AM	5.2	39.3
12/04/2015 4:00:00 AM	4.7	37.3
12/04/2015 4:01:00 AM	4.3	36.3
12/04/2015 4:02:00 AM	4.5	38.8
12/04/2015 4:03:00 AM	5.1	39.6
12/04/2015 4:04:00 AM	5.5	38.8
12/04/2015 4:06:00 AM	3.9	37.8
12/04/2015 4:07:00 AM	4.7	40.1
12/04/2015 4:08:00 AM	4.3	40.3
12/04/2015 4:09:00 AM	4.8	38.8
12/04/2015 4:10:00 AM	4.0	39.5
12/04/2015 4:12:00 AM	4.8	39.8
12/04/2015 4:13:00 AM	4.0	33.9
12/04/2015 4:15:00 AM	4.4	39.6
12/04/2015 4:17:00 AM	4.4	47.1
12/04/2015 4:18:00 AM	5.4	39.8
12/04/2015 4:19:00 AM	4.1	34.7
12/04/2015 4:21:00 AM	4.3	36.9
12/04/2015 4:22:00 AM	3.6	36.5
12/04/2015 4:23:00 AM	4.6	40.1
12/04/2015 4:24:00 AM	3.6	33.6
12/04/2015 4:25:00 AM	3.9	37.0

12/04/2015 4:26:00 AM	3.9	34.9
12/04/2015 4:27:00 AM	3.7	35.8
12/04/2015 4:31:00 AM	3.8	38.8
12/04/2015 4:32:00 AM	4.4	39.5
12/04/2015 4:37:00 AM	3.5	34.8
12/04/2015 4:43:00 AM	4.3	37.2
12/04/2015 4:44:00 AM	4.3	41.0
12/04/2015 4:45:00 AM	4.2	38.9
12/04/2015 4:46:00 AM	3.9	36.5
12/04/2015 4:47:00 AM	4.1	41.4
12/04/2015 4:48:00 AM	3.9	36.2
12/04/2015 4:49:00 AM	4.5	41.5
12/04/2015 4:50:00 AM	3.6	33.0
12/04/2015 4:51:00 AM	4.0	36.1
12/04/2015 4:52:00 AM	4.3	35.5
12/04/2015 4:53:00 AM	3.5	34.1
12/04/2015 4:55:00 AM	4.1	36.3
12/04/2015 4:56:00 AM	4.1	36.3
12/04/2015 4:57:00 AM	3.9	40.1
12/04/2015 4:59:00 AM	4.6	38.6
12/06/2015 11:53:00 PM	3.6	35.1
12/06/2015 11:54:00 PM	3.5	35.3
12/06/2015 11:55:00 PM	3.6	35.5
12/06/2015 11:56:00 PM	3.5	35.3
12/06/2015 11:59:00 PM	3.6	35.5
12/07/2015 12:00:00 AM	3.8	35.6
12/07/2015 12:03:00 AM	3.6	36.0
12/07/2015 12:06:00 AM	3.6	36.1
12/07/2015 12:09:00 AM	3.6	36.4
12/08/2015 4:31:00 AM	3.5	34.2
12/08/2015 4:33:00 AM	3.7	33.4
12/08/2015 4:56:00 AM	4.0	36.5
12/08/2015 4:58:00 AM	3.8	36.0
12/08/2015 4:59:00 AM	3.5	36.0
12/12/2015 4:16:00 AM	3.8	35.8
12/12/2015 4:17:00 AM	3.7	35.6
12/12/2015 4:19:00 AM	3.6	35.8
12/12/2015 4:20:00 AM	3.5	36.0
12/12/2015 4:21:00 AM	3.6	36.0
12/13/2015 1:51:00 AM	3.5	33.6
12/13/2015 1:52:00 AM	3.5	33.1
12/13/2015 1:58:00 AM	3.8	33.8
12/13/2015 2:14:00 AM	3.6	33.7
12/13/2015 2:15:00 AM	4.2	36.5
12/13/2015 2:16:00 AM	4.0	36.1
12/13/2015 2:17:00 AM	4.2	35.1
12/13/2015 2:18:00 AM	3.7	34.0
12/13/2015 2:35:00 AM	3.8	35.0
12/13/2015 2:36:00 AM	3.7	33.8
12/13/2015 2:38:00 AM	3.7	34.1
12/13/2015 2:56:00 AM	3.5	34.1
12/13/2015 3:01:00 AM	4.2	35.9
12/13/2015 10:21:00 PM	3.6	35.4
12/13/2015 11:36:00 PM	4.4	45.8
12/13/2015 11:38:00 PM	3.5	38.7

12/13/2015 11:39:00 PM	5.3	42.0
12/13/2015 11:45:00 PM	3.7	33.9
12/14/2015 12:15:00 AM	3.6	35.2
12/14/2015 12:17:00 AM	4.2	37.9
12/14/2015 12:18:00 AM	4.4	36.0
12/14/2015 12:20:00 AM	3.5	34.1
12/14/2015 12:23:00 AM	3.9	36.8
12/14/2015 12:40:00 AM	4.2	39.1
12/14/2015 12:42:00 AM	5.7	43.2
12/14/2015 12:43:00 AM	6.0	44.0
12/14/2015 12:44:00 AM	4.8	39.6
12/14/2015 12:45:00 AM	4.5	36.9
12/14/2015 12:47:00 AM	4.7	38.9
12/14/2015 12:48:00 AM	4.7	41.1
12/14/2015 12:51:00 AM	4.1	35.1
12/14/2015 1:46:00 AM	5.1	40.8
12/14/2015 4:06:00 AM	3.6	35.5
12/14/2015 4:09:00 AM	3.6	35.4
12/14/2015 4:11:00 AM	3.9	35.9
12/14/2015 10:00:00 PM	5.5	43.1
12/14/2015 10:01:00 PM	5.5	45.0
12/14/2015 10:02:00 PM	4.9	43.7
12/14/2015 10:07:00 PM	6.9	46.9
12/14/2015 10:08:00 PM	6.2	48.6
12/14/2015 10:09:00 PM	6.4	46.5
12/14/2015 10:10:00 PM	5.4	46.9
12/14/2015 10:12:00 PM	5.4	44.6
12/14/2015 10:15:00 PM	5.1	45.2
12/14/2015 10:16:00 PM	6.0	45.1
12/14/2015 10:17:00 PM	5.2	41.6
12/14/2015 10:18:00 PM	4.4	44.2
12/14/2015 10:19:00 PM	6.5	47.5
12/14/2015 10:20:00 PM	5.1	42.0
12/14/2015 10:22:00 PM	4.8	42.3
12/14/2015 10:23:00 PM	4.9	39.1
12/14/2015 10:25:00 PM	5.7	45.0
12/14/2015 10:26:00 PM	4.9	41.2
12/14/2015 10:28:00 PM	4.6	43.9
12/14/2015 10:30:00 PM	4.5	39.3
12/14/2015 10:31:00 PM	4.6	39.9
12/14/2015 10:33:00 PM	4.2	37.5
12/14/2015 10:34:00 PM	4.3	37.6
12/14/2015 10:35:00 PM	4.7	40.3
12/14/2015 10:36:00 PM	4.4	37.8
12/14/2015 10:38:00 PM	4.6	43.9
12/14/2015 10:39:00 PM	4.9	37.3
12/14/2015 10:40:00 PM	3.8	34.6
12/14/2015 10:41:00 PM	4.1	38.4
12/14/2015 10:42:00 PM	5.1	40.1
12/14/2015 10:43:00 PM	4.5	37.4
12/14/2015 10:44:00 PM	4.9	38.8
12/14/2015 10:46:00 PM	4.8	42.3
12/14/2015 10:47:00 PM	5.0	40.4
12/14/2015 10:48:00 PM	5.0	40.3
12/14/2015 10:49:00 PM	4.8	38.4

12/14/2015 10:50:00 PM	5.1	39.6
12/14/2015 10:51:00 PM	4.3	36.0
12/14/2015 10:54:00 PM	5.3	47.8
12/14/2015 10:55:00 PM	4.2	38.8
12/14/2015 10:59:00 PM	6.2	44.6
12/14/2015 11:00:00 PM	5.1	40.6
12/14/2015 11:02:00 PM	5.4	43.3
12/14/2015 11:03:00 PM	4.8	39.0
12/14/2015 11:04:00 PM	4.2	37.7
12/14/2015 11:05:00 PM	4.7	37.2
12/14/2015 11:06:00 PM	5.1	41.0
12/14/2015 11:07:00 PM	4.9	37.1
12/14/2015 11:08:00 PM	4.0	36.7
12/14/2015 11:09:00 PM	4.2	35.7
12/14/2015 11:11:00 PM	3.7	35.4
12/14/2015 11:13:00 PM	5.0	40.8
12/14/2015 11:14:00 PM	3.9	34.5
12/14/2015 11:15:00 PM	4.2	34.3
12/14/2015 11:18:00 PM	4.1	35.2
12/14/2015 11:19:00 PM	4.0	35.5
12/14/2015 11:20:00 PM	4.2	35.2
12/14/2015 11:22:00 PM	4.0	37.5
12/14/2015 11:23:00 PM	3.9	36.2
12/14/2015 11:24:00 PM	3.5	33.0
12/14/2015 11:25:00 PM	3.9	33.5
12/14/2015 11:26:00 PM	3.7	34.3
12/14/2015 11:27:00 PM	3.6	33.0
12/14/2015 11:28:00 PM	4.1	36.7
12/14/2015 11:29:00 PM	4.3	36.8
12/14/2015 11:30:00 PM	4.0	34.3
12/14/2015 11:33:00 PM	4.0	35.3
12/14/2015 11:35:00 PM	4.4	37.8
12/14/2015 11:36:00 PM	3.5	34.6
12/14/2015 11:40:00 PM	4.3	35.2
12/14/2015 11:41:00 PM	4.3	36.2
12/14/2015 11:44:00 PM	3.8	37.2
12/14/2015 11:46:00 PM	4.4	37.4
12/14/2015 11:47:00 PM	4.4	36.3
12/14/2015 11:49:00 PM	3.6	32.4
12/14/2015 11:51:00 PM	4.9	39.7
12/14/2015 11:52:00 PM	4.9	35.9
12/14/2015 11:53:00 PM	4.3	34.5
12/14/2015 11:54:00 PM	4.4	34.2
12/14/2015 11:55:00 PM	4.4	38.4
12/14/2015 11:56:00 PM	5.0	43.2
12/14/2015 11:57:00 PM	4.4	34.9
12/14/2015 11:58:00 PM	4.7	35.2
12/14/2015 11:59:00 PM	4.7	39.7
12/15/2015 12:00:00 AM	5.6	37.5
12/15/2015 12:01:00 AM	5.4	39.1
12/15/2015 12:02:00 AM	5.1	38.7
12/15/2015 12:03:00 AM	5.9	41.9
12/15/2015 12:04:00 AM	5.2	40.2
12/15/2015 12:06:00 AM	5.1	38.3
12/15/2015 12:08:00 AM	4.3	35.2

12/15/2015 12:09:00 AM	5.6	37.3
12/15/2015 12:10:00 AM	4.8	35.8
12/15/2015 12:11:00 AM	5.3	36.5
12/15/2015 12:12:00 AM	5.2	37.4
12/15/2015 12:13:00 AM	5.4	36.9
12/15/2015 12:14:00 AM	3.9	36.2
12/15/2015 12:15:00 AM	4.6	38.5
12/15/2015 12:16:00 AM	4.8	37.1
12/15/2015 12:18:00 AM	4.8	38.5
12/15/2015 12:19:00 AM	4.8	39.4
12/15/2015 12:20:00 AM	4.4	36.5
12/15/2015 12:21:00 AM	4.9	39.5
12/15/2015 12:22:00 AM	4.6	50.7
12/15/2015 12:24:00 AM	3.9	38.9
12/15/2015 12:25:00 AM	5.1	38.0
12/15/2015 12:26:00 AM	5.0	38.3
12/15/2015 12:27:00 AM	5.3	37.5
12/15/2015 12:28:00 AM	5.2	37.6
12/15/2015 12:29:00 AM	4.8	38.7
12/15/2015 12:30:00 AM	5.0	36.6
12/15/2015 12:31:00 AM	5.1	37.4
12/15/2015 12:32:00 AM	5.0	36.8
12/15/2015 12:33:00 AM	4.4	34.9
12/15/2015 12:34:00 AM	4.9	37.6
12/15/2015 12:36:00 AM	4.7	39.8
12/15/2015 12:39:00 AM	5.0	36.6
12/15/2015 12:40:00 AM	4.4	36.8
12/15/2015 12:41:00 AM	5.0	38.0
12/15/2015 12:42:00 AM	6.3	42.2
12/15/2015 12:44:00 AM	5.3	39.5
12/15/2015 12:45:00 AM	6.4	43.8
12/15/2015 12:46:00 AM	5.9	39.1
12/15/2015 12:47:00 AM	4.5	37.7
12/15/2015 12:48:00 AM	4.8	40.1
12/15/2015 12:49:00 AM	4.8	37.7
12/15/2015 12:50:00 AM	5.2	40.7
12/15/2015 12:51:00 AM	4.8	37.2
12/15/2015 12:52:00 AM	4.4	36.7
12/15/2015 12:55:00 AM	5.2	41.5
12/15/2015 12:56:00 AM	5.3	38.7
12/15/2015 12:57:00 AM	5.5	41.1
12/15/2015 12:59:00 AM	5.4	40.2
12/15/2015 1:00:00 AM	5.5	43.4
12/15/2015 1:01:00 AM	5.5	41.8
12/15/2015 1:02:00 AM	5.3	39.5
12/15/2015 1:03:00 AM	5.7	40.2
12/15/2015 1:04:00 AM	5.3	39.7
12/15/2015 1:05:00 AM	6.6	44.4
12/15/2015 1:07:00 AM	5.0	38.8
12/15/2015 1:08:00 AM	5.6	41.2
12/15/2015 1:09:00 AM	4.4	40.4
12/15/2015 1:10:00 AM	4.8	39.0
12/15/2015 1:11:00 AM	5.9	41.0
12/15/2015 1:12:00 AM	6.2	42.6
12/15/2015 1:13:00 AM	5.4	37.1

12/15/2015 1:14:00 AM	5.4	37.8
12/15/2015 1:15:00 AM	4.9	36.7
12/15/2015 1:16:00 AM	4.6	37.5
12/15/2015 1:17:00 AM	5.6	39.4
12/15/2015 1:18:00 AM	5.4	39.1
12/15/2015 1:19:00 AM	5.3	39.7
12/15/2015 1:20:00 AM	5.6	39.2
12/15/2015 1:21:00 AM	4.6	35.4
12/15/2015 1:22:00 AM	4.1	35.8
12/15/2015 1:23:00 AM	4.5	37.2
12/15/2015 1:24:00 AM	4.5	37.1
12/15/2015 1:25:00 AM	4.6	37.2
12/15/2015 1:27:00 AM	5.0	45.5
12/15/2015 1:28:00 AM	4.3	40.2
12/15/2015 1:29:00 AM	4.8	40.8
12/15/2015 1:30:00 AM	4.2	40.0
12/15/2015 1:31:00 AM	4.1	40.0
12/15/2015 1:33:00 AM	3.9	36.0
12/15/2015 1:36:00 AM	5.1	43.0
12/15/2015 1:37:00 AM	5.6	39.7
12/15/2015 1:38:00 AM	5.3	40.5
12/15/2015 1:39:00 AM	4.5	43.1
12/15/2015 1:40:00 AM	5.6	43.9
12/15/2015 1:41:00 AM	4.4	36.4
12/15/2015 1:43:00 AM	5.2	38.7
12/15/2015 1:44:00 AM	4.6	38.1
12/15/2015 1:45:00 AM	4.3	38.5
12/15/2015 1:46:00 AM	5.1	39.3
12/15/2015 1:47:00 AM	3.8	35.3
12/15/2015 1:48:00 AM	5.1	39.4
12/15/2015 1:49:00 AM	5.7	40.2
12/15/2015 1:50:00 AM	5.5	41.3
12/15/2015 1:51:00 AM	6.4	44.0
12/15/2015 1:52:00 AM	6.0	43.7
12/15/2015 1:53:00 AM	5.7	43.6
12/15/2015 1:54:00 AM	6.4	43.7
12/15/2015 1:55:00 AM	6.5	43.6
12/15/2015 1:56:00 AM	6.5	44.0
12/15/2015 1:57:00 AM	6.1	42.0
12/15/2015 1:58:00 AM	5.4	39.1
12/15/2015 1:59:00 AM	5.7	41.5
12/15/2015 2:02:00 AM	5.6	42.3
12/15/2015 2:03:00 AM	5.7	40.3
12/15/2015 2:04:00 AM	4.8	37.0
12/15/2015 2:05:00 AM	4.8	37.8
12/15/2015 2:07:00 AM	6.0	43.9
12/15/2015 2:08:00 AM	4.6	38.8
12/15/2015 2:10:00 AM	4.7	41.2
12/15/2015 2:11:00 AM	5.6	41.8
12/15/2015 2:12:00 AM	4.6	38.0
12/15/2015 2:14:00 AM	4.8	40.2
12/15/2015 2:15:00 AM	4.6	39.4
12/15/2015 2:16:00 AM	4.9	41.8
12/15/2015 2:17:00 AM	4.8	37.4
12/15/2015 2:20:00 AM	4.9	40.8

12/15/2015 2:21:00 AM	4.3	37.7
12/15/2015 2:22:00 AM	4.1	35.1
12/15/2015 2:23:00 AM	4.0	35.8
12/15/2015 2:24:00 AM	3.6	35.7
12/15/2015 2:25:00 AM	5.1	38.9
12/15/2015 2:26:00 AM	4.2	38.7
12/15/2015 2:27:00 AM	4.7	38.1
12/15/2015 2:29:00 AM	5.7	43.7
12/15/2015 2:30:00 AM	4.3	41.0
12/15/2015 2:31:00 AM	4.8	42.7
12/15/2015 2:32:00 AM	5.2	41.1
12/15/2015 2:37:00 AM	5.9	47.0
12/15/2015 2:38:00 AM	5.3	43.6
12/15/2015 2:40:00 AM	6.6	49.2
12/15/2015 2:41:00 AM	5.9	49.1
12/15/2015 2:43:00 AM	5.8	50.2
12/15/2015 2:44:00 AM	5.1	43.4
12/15/2015 2:45:00 AM	5.1	45.0
12/15/2015 2:47:00 AM	4.7	43.2
12/15/2015 2:48:00 AM	4.5	39.4
12/15/2015 2:49:00 AM	4.7	39.7
12/15/2015 2:50:00 AM	4.4	37.6
12/15/2015 2:51:00 AM	4.6	38.4
12/15/2015 2:52:00 AM	4.7	36.8
12/15/2015 2:53:00 AM	4.9	40.6
12/15/2015 2:54:00 AM	5.1	39.6
12/15/2015 2:55:00 AM	4.0	37.6
12/15/2015 2:57:00 AM	4.7	41.7
12/15/2015 2:58:00 AM	4.9	37.9
12/15/2015 2:59:00 AM	4.0	34.7
12/15/2015 3:00:00 AM	4.0	36.0
12/15/2015 3:01:00 AM	4.2	38.4
12/15/2015 3:02:00 AM	4.7	38.7
12/15/2015 3:04:00 AM	4.1	37.6
12/15/2015 3:06:00 AM	4.3	43.9
12/15/2015 3:08:00 AM	4.9	40.3
12/15/2015 3:09:00 AM	4.2	35.9
12/15/2015 3:10:00 AM	4.0	36.5
12/15/2015 3:11:00 AM	5.0	41.9
12/15/2015 3:12:00 AM	4.7	37.8
12/15/2015 3:13:00 AM	4.5	35.5
12/15/2015 3:15:00 AM	3.5	34.2
12/15/2015 3:16:00 AM	3.8	35.0
12/15/2015 3:17:00 AM	4.9	43.9
12/15/2015 3:18:00 AM	3.6	33.5
12/15/2015 3:19:00 AM	4.1	34.3
12/15/2015 3:20:00 AM	3.8	35.1
12/15/2015 3:21:00 AM	4.3	36.0
12/15/2015 3:22:00 AM	4.4	38.7
12/15/2015 3:23:00 AM	3.8	33.8
12/15/2015 3:25:00 AM	3.6	33.1
12/15/2015 3:26:00 AM	4.0	34.0
12/15/2015 3:30:00 AM	4.1	35.6
12/15/2015 3:31:00 AM	3.6	32.9
12/15/2015 3:32:00 AM	3.5	33.1

12/15/2015 3:33:00 AM	3.9	34.5
12/15/2015 3:35:00 AM	3.6	33.5
12/15/2015 3:36:00 AM	4.2	34.6
12/15/2015 3:37:00 AM	4.4	34.1
12/15/2015 3:38:00 AM	3.6	33.9
12/15/2015 3:39:00 AM	4.0	34.6
12/15/2015 3:40:00 AM	4.2	33.8
12/15/2015 3:41:00 AM	4.1	35.1
12/15/2015 3:43:00 AM	4.1	34.7
12/15/2015 3:44:00 AM	4.6	35.6
12/15/2015 3:45:00 AM	4.7	37.4
12/15/2015 3:46:00 AM	4.4	39.4
12/15/2015 3:47:00 AM	5.1	39.0
12/15/2015 3:48:00 AM	5.0	39.4
12/15/2015 3:50:00 AM	5.6	43.9
12/15/2015 3:51:00 AM	5.9	42.7
12/15/2015 3:52:00 AM	5.0	37.6
12/15/2015 3:53:00 AM	4.3	39.3
12/15/2015 3:54:00 AM	5.7	42.2
12/15/2015 3:56:00 AM	4.0	36.1
12/15/2015 3:57:00 AM	4.1	36.4
12/15/2015 3:58:00 AM	4.1	36.0
12/15/2015 3:59:00 AM	3.9	34.1
12/15/2015 4:00:00 AM	4.1	36.9
12/15/2015 4:01:00 AM	4.6	39.6
12/15/2015 4:02:00 AM	4.3	37.9
12/15/2015 4:03:00 AM	4.5	39.8
12/15/2015 4:04:00 AM	5.0	38.8
12/15/2015 4:05:00 AM	5.5	42.8
12/15/2015 4:06:00 AM	5.2	40.8
12/15/2015 4:08:00 AM	5.7	45.4
12/15/2015 4:10:00 AM	5.2	43.1
12/15/2015 4:11:00 AM	5.3	42.1
12/15/2015 4:12:00 AM	5.0	41.3
12/15/2015 4:13:00 AM	5.0	42.0
12/15/2015 4:14:00 AM	4.2	39.8
12/15/2015 4:15:00 AM	5.0	42.5
12/15/2015 4:16:00 AM	4.2	38.2
12/15/2015 4:17:00 AM	5.1	41.0
12/15/2015 4:18:00 AM	5.2	42.4
12/15/2015 4:19:00 AM	4.7	37.7
12/15/2015 4:20:00 AM	4.8	40.7
12/15/2015 4:21:00 AM	4.7	38.3
12/15/2015 4:22:00 AM	4.0	44.0
12/15/2015 4:23:00 AM	5.4	42.8
12/15/2015 4:24:00 AM	5.7	42.5
12/15/2015 4:25:00 AM	4.5	40.3
12/15/2015 4:26:00 AM	4.5	38.9
12/15/2015 4:27:00 AM	4.2	39.8
12/15/2015 4:28:00 AM	4.2	39.5
12/15/2015 4:29:00 AM	4.3	37.3
12/15/2015 4:30:00 AM	3.8	36.8
12/15/2015 4:34:00 AM	4.0	39.4
12/15/2015 4:35:00 AM	4.5	42.0
12/15/2015 4:36:00 AM	4.7	41.9

12/15/2015 4:38:00 AM	5.5	46.9
12/15/2015 4:40:00 AM	6.9	50.3
12/15/2015 4:41:00 AM	7.0	47.0
12/15/2015 4:43:00 AM	5.8	44.9
12/15/2015 4:46:00 AM	7.1	50.0
12/15/2015 4:48:00 AM	5.6	48.1
12/15/2015 4:49:00 AM	6.7	49.6
12/15/2015 4:50:00 AM	5.2	43.8
12/15/2015 4:52:00 AM	5.6	46.1
12/15/2015 4:53:00 AM	5.4	45.1
12/15/2015 4:54:00 AM	4.6	44.1
12/15/2015 4:56:00 AM	5.0	43.2
12/15/2015 4:57:00 AM	5.0	43.5
12/15/2015 4:58:00 AM	4.7	44.9
12/15/2015 4:59:00 AM	6.9	50.9
12/17/2015 3:47:00 AM	3.5	31.5
12/17/2015 10:00:00 PM	4.1	39.9
12/17/2015 10:09:00 PM	5.5	47.6
12/17/2015 10:14:00 PM	3.8	41.6
12/17/2015 10:15:00 PM	3.7	37.3
12/17/2015 10:21:00 PM	4.3	38.5
12/17/2015 10:25:00 PM	4.8	46.4
12/17/2015 10:46:00 PM	4.7	41.5
12/17/2015 10:47:00 PM	5.2	48.5
12/17/2015 10:48:00 PM	4.5	42.2
12/17/2015 10:49:00 PM	4.2	40.2
12/17/2015 10:50:00 PM	3.9	39.2
12/17/2015 11:02:00 PM	4.3	39.7
12/17/2015 11:05:00 PM	4.4	41.7
12/17/2015 11:24:00 PM	4.9	43.4
12/17/2015 11:25:00 PM	4.5	43.9
12/17/2015 11:52:00 PM	4.0	40.1
12/17/2015 11:57:00 PM	4.2	38.7
12/17/2015 11:58:00 PM	4.1	41.7
12/18/2015 12:00:00 AM	3.6	36.6
12/18/2015 12:03:00 AM	3.9	37.5
12/18/2015 12:04:00 AM	4.2	37.6
12/18/2015 12:06:00 AM	4.1	37.6
12/18/2015 12:07:00 AM	3.6	37.2
12/18/2015 12:14:00 AM	3.5	37.8
12/18/2015 12:17:00 AM	3.8	34.7
12/18/2015 12:18:00 AM	4.0	36.6
12/18/2015 12:21:00 AM	3.6	35.6
12/18/2015 12:23:00 AM	4.0	37.6
12/18/2015 12:24:00 AM	3.5	34.7
12/18/2015 12:41:00 AM	4.4	38.7
12/18/2015 12:42:00 AM	4.3	39.9
12/18/2015 12:49:00 AM	3.6	35.0
12/18/2015 12:52:00 AM	3.7	38.7
12/18/2015 1:11:00 AM	4.7	41.4
12/18/2015 1:12:00 AM	5.1	45.1
12/18/2015 1:30:00 AM	4.6	41.6
12/18/2015 1:39:00 AM	4.8	42.3
12/18/2015 1:50:00 AM	3.6	36.3
12/18/2015 1:52:00 AM	3.8	37.7

12/18/2015 2:18:00 AM	3.9	42.4
12/18/2015 2:24:00 AM	3.6	38.0
12/18/2015 2:28:00 AM	5.9	49.6
12/18/2015 2:29:00 AM	5.4	45.5
12/18/2015 2:30:00 AM	4.8	43.5
12/18/2015 2:31:00 AM	5.1	41.4
12/18/2015 2:37:00 AM	3.6	37.7
12/18/2015 2:38:00 AM	3.5	37.1
12/18/2015 3:18:00 AM	3.7	37.2
12/18/2015 3:29:00 AM	4.1	41.2
12/18/2015 3:31:00 AM	3.8	39.3
12/18/2015 3:58:00 AM	4.7	41.3
12/18/2015 4:15:00 AM	3.6	38.5
12/18/2015 4:46:00 AM	3.9	38.4
12/19/2015 1:35:00 AM	4.4	44.3
12/19/2015 1:36:00 AM	4.3	45.3
12/19/2015 1:37:00 AM	5.4	43.3
12/19/2015 1:38:00 AM	4.7	45.7
12/19/2015 1:39:00 AM	6.2	48.1
12/19/2015 1:40:00 AM	5.6	47.6
12/19/2015 1:42:00 AM	6.1	49.0
12/19/2015 1:43:00 AM	5.6	49.7
12/19/2015 1:45:00 AM	7.0	56.4
12/19/2015 2:00:00 AM	7.0	52.6
12/19/2015 2:14:00 AM	6.0	47.4
12/19/2015 2:16:00 AM	4.9	47.4
12/19/2015 2:17:00 AM	5.4	48.0
12/19/2015 2:20:00 AM	6.8	51.9
12/19/2015 2:23:00 AM	4.6	40.5
12/19/2015 2:24:00 AM	3.9	37.8
12/19/2015 2:36:00 AM	6.0	50.9
12/19/2015 10:21:00 PM	6.3	50.9
12/19/2015 11:31:00 PM	5.4	48.4
12/20/2015 12:54:00 AM	4.1	39.0
12/20/2015 12:55:00 AM	3.8	40.2
12/20/2015 10:00:00 PM	3.5	44.7
12/20/2015 10:02:00 PM	4.0	44.2
12/20/2015 10:03:00 PM	3.6	45.3
12/20/2015 10:06:00 PM	4.9	46.9
12/20/2015 10:07:00 PM	3.6	44.9
12/20/2015 10:10:00 PM	4.0	44.8
12/20/2015 10:21:00 PM	3.9	44.7
12/20/2015 10:29:00 PM	3.8	42.8
12/20/2015 10:31:00 PM	3.6	43.0
12/20/2015 10:33:00 PM	3.7	42.6
12/20/2015 10:35:00 PM	3.9	45.3
12/20/2015 10:46:00 PM	3.7	44.0
12/20/2015 10:47:00 PM	3.7	41.8
12/20/2015 10:48:00 PM	4.7	42.6
12/20/2015 10:51:00 PM	5.0	41.9
12/20/2015 10:52:00 PM	4.0	43.2
12/20/2015 10:54:00 PM	5.3	43.3
12/20/2015 10:56:00 PM	5.1	41.2
12/20/2015 10:58:00 PM	3.5	39.7
12/20/2015 11:00:00 PM	3.7	39.5

12/20/2015 11:04:00 PM	4.0	37.0
12/20/2015 11:05:00 PM	3.8	36.4
12/20/2015 11:13:00 PM	4.6	39.8
12/20/2015 11:16:00 PM	3.9	36.3
12/20/2015 11:17:00 PM	4.8	39.4
12/20/2015 11:18:00 PM	4.3	36.5
12/20/2015 11:23:00 PM	4.2	35.0
12/20/2015 11:24:00 PM	3.9	35.5
12/20/2015 11:28:00 PM	3.6	35.3
12/20/2015 11:50:00 PM	3.9	36.8
12/21/2015 12:01:00 AM	3.7	37.9
12/21/2015 12:09:00 AM	3.9	39.5
12/21/2015 12:18:00 AM	3.6	36.3
12/21/2015 12:21:00 AM	3.9	38.7
12/21/2015 12:22:00 AM	4.1	39.0
12/21/2015 12:33:00 AM	3.7	37.9
12/21/2015 12:35:00 AM	3.7	38.0
12/21/2015 12:50:00 AM	4.5	41.2
12/21/2015 12:52:00 AM	3.7	40.0
12/21/2015 12:55:00 AM	4.6	42.6
12/21/2015 12:58:00 AM	3.8	40.9
12/21/2015 1:09:00 AM	3.6	39.5
12/21/2015 1:12:00 AM	4.4	40.9
12/21/2015 1:14:00 AM	3.5	41.7
12/21/2015 1:15:00 AM	3.9	43.8
12/21/2015 1:16:00 AM	4.3	43.7
12/21/2015 1:18:00 AM	4.0	40.7
12/21/2015 1:19:00 AM	3.8	39.8
12/21/2015 1:26:00 AM	3.9	42.7
12/21/2015 1:27:00 AM	3.7	42.3
12/21/2015 1:29:00 AM	3.9	41.1
12/21/2015 1:31:00 AM	3.9	42.0
12/21/2015 1:32:00 AM	4.3	44.2
12/21/2015 1:33:00 AM	3.9	43.3
12/21/2015 1:34:00 AM	4.4	44.1
12/21/2015 1:40:00 AM	4.0	45.2
12/21/2015 1:41:00 AM	4.4	44.2
12/21/2015 1:44:00 AM	3.8	43.7
12/21/2015 1:45:00 AM	3.6	42.6
12/21/2015 1:46:00 AM	4.1	43.4
12/21/2015 1:53:00 AM	3.6	42.5
12/21/2015 2:03:00 AM	5.3	44.5
12/21/2015 2:10:00 AM	3.8	42.9
12/21/2015 2:11:00 AM	3.8	42.4
12/21/2015 2:16:00 AM	3.6	41.1
12/21/2015 2:17:00 AM	3.6	40.0
12/21/2015 2:18:00 AM	4.1	41.8
12/21/2015 10:02:00 PM	3.7	39.4
12/21/2015 10:05:00 PM	3.9	38.6
12/21/2015 11:27:00 PM	4.7	40.4
12/21/2015 11:28:00 PM	4.9	41.9
12/21/2015 11:31:00 PM	4.6	42.0
12/21/2015 11:34:00 PM	3.8	40.4
12/21/2015 11:36:00 PM	5.7	42.2
12/21/2015 11:44:00 PM	4.0	42.5

12/21/2015 11:45:00 PM	5.3	41.9
12/21/2015 11:47:00 PM	4.3	38.9
12/21/2015 11:50:00 PM	4.2	37.3
12/21/2015 11:52:00 PM	3.5	36.7
12/21/2015 11:54:00 PM	3.6	35.9
12/21/2015 11:56:00 PM	4.0	39.1
12/21/2015 11:57:00 PM	4.0	37.3
12/21/2015 11:58:00 PM	3.8	37.1
12/21/2015 11:59:00 PM	3.9	37.3
12/22/2015 12:00:00 AM	3.6	37.9
12/22/2015 12:04:00 AM	4.5	40.3
12/22/2015 12:05:00 AM	4.6	40.3
12/22/2015 12:06:00 AM	3.9	38.2
12/22/2015 12:09:00 AM	3.7	37.9
12/22/2015 12:12:00 AM	4.4	39.2
12/22/2015 12:15:00 AM	4.1	40.0
12/22/2015 12:16:00 AM	3.9	39.9
12/22/2015 12:22:00 AM	3.6	39.8
12/22/2015 12:23:00 AM	3.7	40.0
12/22/2015 12:24:00 AM	5.3	41.1
12/22/2015 12:25:00 AM	4.2	39.4
12/22/2015 12:27:00 AM	4.0	39.3
12/22/2015 12:28:00 AM	3.6	39.2
12/22/2015 12:29:00 AM	4.6	40.5
12/22/2015 12:31:00 AM	4.9	41.1
12/22/2015 12:32:00 AM	4.5	40.8
12/22/2015 12:33:00 AM	4.9	40.2
12/22/2015 12:34:00 AM	4.8	40.1
12/22/2015 12:36:00 AM	4.9	40.2
12/22/2015 12:37:00 AM	4.1	39.7
12/22/2015 12:38:00 AM	3.5	39.2
12/22/2015 3:05:00 AM	3.5	35.4
12/22/2015 3:13:00 AM	4.5	40.4
12/22/2015 3:23:00 AM	3.6	35.3
12/23/2015 3:23:00 AM	4.4	37.0
12/23/2015 3:24:00 AM	4.4	36.7
12/23/2015 3:25:00 AM	4.4	38.4
12/23/2015 3:26:00 AM	4.9	37.9
12/23/2015 3:27:00 AM	5.3	41.7
12/23/2015 3:28:00 AM	4.8	38.5
12/23/2015 3:29:00 AM	5.3	43.7
12/23/2015 3:30:00 AM	4.9	41.1
12/23/2015 3:31:00 AM	4.1	39.7
12/23/2015 3:32:00 AM	4.5	37.9
12/23/2015 3:33:00 AM	4.7	36.1
12/23/2015 3:34:00 AM	3.6	34.5
12/23/2015 3:35:00 AM	4.2	35.4
12/23/2015 3:36:00 AM	4.0	36.3
12/23/2015 3:37:00 AM	4.5	35.1
12/23/2015 3:38:00 AM	4.3	35.5
12/23/2015 3:39:00 AM	4.2	36.4
12/23/2015 3:40:00 AM	4.4	36.0
12/23/2015 3:41:00 AM	4.0	35.9
12/23/2015 3:42:00 AM	4.7	37.0
12/23/2015 3:43:00 AM	4.8	36.6

12/23/2015 3:44:00 AM	4.2	39.2
12/23/2015 3:45:00 AM	4.5	36.0
12/23/2015 3:46:00 AM	4.8	37.8
12/23/2015 3:47:00 AM	5.1	40.7
12/23/2015 3:48:00 AM	4.7	36.8
12/23/2015 3:49:00 AM	4.6	39.7
12/23/2015 3:50:00 AM	4.6	38.9
12/23/2015 3:51:00 AM	4.3	37.0
12/23/2015 3:52:00 AM	4.6	38.2
12/23/2015 3:53:00 AM	4.8	37.5
12/23/2015 3:54:00 AM	4.5	39.4
12/23/2015 3:55:00 AM	4.3	38.8
12/23/2015 3:56:00 AM	4.8	37.3
12/23/2015 3:57:00 AM	4.7	38.8
12/23/2015 3:58:00 AM	5.3	40.2
12/23/2015 3:59:00 AM	4.5	37.4
12/23/2015 4:00:00 AM	4.5	36.9
12/23/2015 4:01:00 AM	4.9	39.7
12/23/2015 4:02:00 AM	4.7	39.8
12/23/2015 4:03:00 AM	4.5	37.0
12/23/2015 4:04:00 AM	4.9	40.3
12/23/2015 4:05:00 AM	5.2	42.6
12/23/2015 4:06:00 AM	5.2	42.0
12/23/2015 4:07:00 AM	5.5	42.7
12/23/2015 4:09:00 AM	5.1	42.0
12/23/2015 4:10:00 AM	5.1	40.8
12/23/2015 4:11:00 AM	4.9	41.1
12/23/2015 4:12:00 AM	5.4	41.4
12/23/2015 4:13:00 AM	5.2	41.2
12/23/2015 4:14:00 AM	5.7	44.6
12/23/2015 4:15:00 AM	5.2	43.1
12/23/2015 4:16:00 AM	5.4	43.3
12/23/2015 4:17:00 AM	6.1	46.9
12/23/2015 4:18:00 AM	5.4	43.4
12/23/2015 4:19:00 AM	5.8	44.4
12/23/2015 4:20:00 AM	5.5	43.3
12/23/2015 4:21:00 AM	5.5	44.2
12/23/2015 4:22:00 AM	5.4	43.6
12/23/2015 4:23:00 AM	5.4	43.4
12/23/2015 4:24:00 AM	5.7	43.2
12/23/2015 4:25:00 AM	5.7	43.7
12/23/2015 4:26:00 AM	5.5	42.2
12/23/2015 4:27:00 AM	4.9	40.0
12/23/2015 4:28:00 AM	4.9	42.9
12/23/2015 4:30:00 AM	4.8	39.2
12/23/2015 4:31:00 AM	5.2	41.9
12/23/2015 4:32:00 AM	5.1	44.2
12/23/2015 4:35:00 AM	5.0	41.9
12/23/2015 4:36:00 AM	4.9	39.6
12/23/2015 4:37:00 AM	4.6	38.8
12/23/2015 4:38:00 AM	4.9	39.2
12/23/2015 4:39:00 AM	5.1	42.2
12/23/2015 4:40:00 AM	4.6	39.6
12/23/2015 4:41:00 AM	4.7	38.0
12/23/2015 4:42:00 AM	4.5	37.2

12/23/2015 4:43:00 AM	4.5	40.0
12/23/2015 4:44:00 AM	4.2	36.8
12/23/2015 4:45:00 AM	4.1	35.8
12/23/2015 4:46:00 AM	4.2	36.5
12/23/2015 4:48:00 AM	4.0	40.3
12/23/2015 4:49:00 AM	4.2	36.7
12/23/2015 4:50:00 AM	4.3	36.0
12/23/2015 4:51:00 AM	4.0	35.3
12/23/2015 4:52:00 AM	4.2	35.2
12/23/2015 4:53:00 AM	4.4	36.1
12/23/2015 4:54:00 AM	4.2	36.8
12/23/2015 4:55:00 AM	4.4	38.0
12/23/2015 4:56:00 AM	4.3	37.1
12/23/2015 4:57:00 AM	4.3	37.5
12/23/2015 10:54:00 PM	4.3	43.9
12/23/2015 10:55:00 PM	5.3	45.8
12/23/2015 11:07:00 PM	3.9	46.7
12/23/2015 11:09:00 PM	3.7	46.7
12/24/2015 12:22:00 AM	3.5	46.5
12/24/2015 12:26:00 AM	4.5	44.6
12/24/2015 12:28:00 AM	4.9	47.5
12/24/2015 12:30:00 AM	5.2	49.0
12/24/2015 12:31:00 AM	4.6	46.5
12/24/2015 12:32:00 AM	4.2	44.5
12/24/2015 12:33:00 AM	3.7	46.1
12/24/2015 12:34:00 AM	4.7	46.9
12/24/2015 12:35:00 AM	4.8	45.8
12/24/2015 12:38:00 AM	6.2	51.0
12/24/2015 12:42:00 AM	4.4	46.7
12/24/2015 12:43:00 AM	4.5	47.7
12/24/2015 12:44:00 AM	4.3	47.5
12/24/2015 12:45:00 AM	5.1	48.0
12/24/2015 12:50:00 AM	5.3	48.4
12/24/2015 12:51:00 AM	5.6	49.2
12/24/2015 12:54:00 AM	5.5	48.2
12/24/2015 12:56:00 AM	5.5	49.6
12/24/2015 12:58:00 AM	5.2	49.6
12/24/2015 12:59:00 AM	4.7	48.8
12/24/2015 1:03:00 AM	3.7	47.7
12/24/2015 1:07:00 AM	5.1	49.5
12/24/2015 1:10:00 AM	4.1	45.8
12/24/2015 1:14:00 AM	5.8	49.0
12/24/2015 1:23:00 AM	5.3	50.5
12/24/2015 1:32:00 AM	5.6	51.4
12/24/2015 1:36:00 AM	6.4	52.3
12/24/2015 1:46:00 AM	6.2	51.3
12/24/2015 1:55:00 AM	6.2	50.9
12/24/2015 2:06:00 AM	6.6	50.6
12/24/2015 2:09:00 AM	6.3	49.8
12/24/2015 2:20:00 AM	7.1	51.9
12/24/2015 2:26:00 AM	6.1	51.1
12/24/2015 2:35:00 AM	6.1	48.5
12/24/2015 2:42:00 AM	5.4	49.3
12/24/2015 2:44:00 AM	5.0	46.9
12/24/2015 2:48:00 AM	3.6	45.4

12/24/2015 2:49:00 AM	4.0	46.9
12/24/2015 2:50:00 AM	5.0	50.2
12/24/2015 2:51:00 AM	4.8	48.8
12/24/2015 2:53:00 AM	4.6	47.3
12/24/2015 2:57:00 AM	5.1	49.5
12/24/2015 3:13:00 AM	6.1	49.4
12/24/2015 3:42:00 AM	6.5	51.5
12/24/2015 3:51:00 AM	6.9	48.7
12/24/2015 4:05:00 AM	6.8	49.1
12/24/2015 4:10:00 AM	5.7	47.7
12/24/2015 4:11:00 AM	6.5	47.9
12/24/2015 4:12:00 AM	6.0	47.6
12/24/2015 4:13:00 AM	6.3	48.4
12/24/2015 4:14:00 AM	6.3	47.2
12/24/2015 4:27:00 AM	6.0	48.3
12/24/2015 4:36:00 AM	7.4	49.6
12/24/2015 4:38:00 AM	7.3	49.6
12/24/2015 4:41:00 AM	5.2	50.3
12/24/2015 4:47:00 AM	7.1	52.2
12/24/2015 4:53:00 AM	7.4	47.6
12/24/2015 4:57:00 AM	6.4	46.5
12/24/2015 4:58:00 AM	7.2	48.5
12/24/2015 4:59:00 AM	6.5	46.3
12/27/2015 10:17:00 PM	5.8	47.1
12/27/2015 10:19:00 PM	5.9	49.9
12/27/2015 10:21:00 PM	7.5	55.2
12/27/2015 10:22:00 PM	6.2	50.8
12/27/2015 10:23:00 PM	6.6	49.4
12/27/2015 10:24:00 PM	6.1	49.4
12/27/2015 10:26:00 PM	6.2	52.9
12/27/2015 10:28:00 PM	4.8	42.9
12/27/2015 10:31:00 PM	4.4	43.0
12/27/2015 10:48:00 PM	7.1	50.9
12/27/2015 11:24:00 PM	5.2	47.2
12/27/2015 11:25:00 PM	5.0	43.7
12/27/2015 11:32:00 PM	6.1	47.8
12/27/2015 11:34:00 PM	5.8	48.6
12/27/2015 11:35:00 PM	5.2	47.3
12/27/2015 11:36:00 PM	6.7	56.9
12/27/2015 11:38:00 PM	7.2	51.6
12/27/2015 11:39:00 PM	6.7	49.8
12/27/2015 11:40:00 PM	6.5	49.5
12/27/2015 11:41:00 PM	6.2	49.3
12/27/2015 11:42:00 PM	5.4	44.4
12/27/2015 11:43:00 PM	4.2	42.0
12/27/2015 11:46:00 PM	4.7	42.6
12/27/2015 11:47:00 PM	4.6	42.0
12/27/2015 11:48:00 PM	5.6	47.9
12/27/2015 11:49:00 PM	6.5	49.1
12/27/2015 11:51:00 PM	6.2	52.3
12/27/2015 11:54:00 PM	6.6	50.3
12/27/2015 11:55:00 PM	5.9	48.2
12/27/2015 11:56:00 PM	5.8	50.8
12/27/2015 11:59:00 PM	5.6	50.5
12/28/2015 12:01:00 AM	7.2	49.8

12/28/2015 12:02:00 AM	5.5	45.0
12/28/2015 12:03:00 AM	4.7	42.8
12/28/2015 12:04:00 AM	4.4	42.0
12/28/2015 12:09:00 AM	4.6	44.0
12/28/2015 12:13:00 AM	4.5	45.8
12/28/2015 12:14:00 AM	5.7	45.8
12/28/2015 12:15:00 AM	5.2	46.7
12/28/2015 12:16:00 AM	6.8	50.4
12/28/2015 12:18:00 AM	4.5	42.8
12/28/2015 12:21:00 AM	6.7	53.7
12/28/2015 12:23:00 AM	6.8	48.6
12/28/2015 12:24:00 AM	5.3	45.2
12/28/2015 12:25:00 AM	4.4	44.0
12/28/2015 12:27:00 AM	5.0	43.7
12/28/2015 12:28:00 AM	4.5	42.0
12/28/2015 12:29:00 AM	4.7	42.1
12/28/2015 12:30:00 AM	5.1	41.8
12/28/2015 12:31:00 AM	5.7	48.0
12/28/2015 12:32:00 AM	5.2	45.7
12/28/2015 12:33:00 AM	5.6	45.8
12/28/2015 12:34:00 AM	4.8	44.0
12/28/2015 12:36:00 AM	5.6	44.6
12/28/2015 12:37:00 AM	5.4	45.1
12/28/2015 12:38:00 AM	4.7	43.6
12/28/2015 12:39:00 AM	6.2	50.2
12/28/2015 12:40:00 AM	6.5	50.3
12/28/2015 12:41:00 AM	6.1	48.5
12/28/2015 12:42:00 AM	5.2	43.2
12/28/2015 12:43:00 AM	5.5	46.9
12/28/2015 12:46:00 AM	5.1	42.5
12/28/2015 12:47:00 AM	4.5	42.5
12/28/2015 12:49:00 AM	4.2	41.7
12/28/2015 12:51:00 AM	5.2	48.3
12/28/2015 12:52:00 AM	7.2	51.8
12/28/2015 12:53:00 AM	5.4	42.6
12/28/2015 12:54:00 AM	4.6	40.6
12/28/2015 12:55:00 AM	4.4	40.6
12/28/2015 12:56:00 AM	5.0	41.5
12/28/2015 12:57:00 AM	5.2	45.6
12/28/2015 12:58:00 AM	6.4	47.2
12/28/2015 12:59:00 AM	4.6	41.5
12/28/2015 1:00:00 AM	5.0	41.6
12/28/2015 1:01:00 AM	5.1	42.6
12/28/2015 1:02:00 AM	4.8	44.5
12/28/2015 1:04:00 AM	4.8	42.4
12/28/2015 1:06:00 AM	6.3	48.2
12/28/2015 1:07:00 AM	5.1	43.0
12/28/2015 1:10:00 AM	4.3	41.9
12/28/2015 1:13:00 AM	6.0	46.8
12/28/2015 1:14:00 AM	4.9	41.7
12/28/2015 1:15:00 AM	4.6	41.7
12/28/2015 1:16:00 AM	5.2	42.7
12/28/2015 1:17:00 AM	4.2	39.0
12/28/2015 1:18:00 AM	4.1	40.0
12/28/2015 1:19:00 AM	4.6	44.0

12/28/2015 1:21:00 AM	7.0	51.9
12/28/2015 1:22:00 AM	6.2	48.1
12/28/2015 1:25:00 AM	5.2	41.9
12/28/2015 1:28:00 AM	4.5	38.0
12/28/2015 1:29:00 AM	4.4	44.3
12/28/2015 1:30:00 AM	4.9	43.0
12/28/2015 1:31:00 AM	5.5	45.0
12/28/2015 1:32:00 AM	4.1	39.2
12/28/2015 1:33:00 AM	5.5	47.0
12/28/2015 1:35:00 AM	5.3	46.5
12/28/2015 1:36:00 AM	5.4	43.1
12/28/2015 1:37:00 AM	5.0	44.9
12/28/2015 1:38:00 AM	4.3	39.8
12/28/2015 1:39:00 AM	4.0	38.3
12/28/2015 1:40:00 AM	4.5	40.3
12/28/2015 1:41:00 AM	4.4	40.4
12/28/2015 1:42:00 AM	4.4	41.2
12/28/2015 1:44:00 AM	5.2	44.3
12/28/2015 1:45:00 AM	4.2	39.1
12/28/2015 1:46:00 AM	3.9	39.0
12/28/2015 1:47:00 AM	5.3	45.0
12/28/2015 1:48:00 AM	5.6	45.0
12/28/2015 1:49:00 AM	4.0	39.3
12/28/2015 1:50:00 AM	4.4	42.8
12/28/2015 1:51:00 AM	5.5	44.9
12/28/2015 1:53:00 AM	6.1	44.0
12/28/2015 1:54:00 AM	4.9	42.7
12/28/2015 1:55:00 AM	4.4	39.3
12/28/2015 1:56:00 AM	4.1	39.7
12/28/2015 1:57:00 AM	5.8	49.0
12/28/2015 1:59:00 AM	5.9	50.6
12/28/2015 2:00:00 AM	7.0	50.0
12/28/2015 2:01:00 AM	4.2	39.5
12/28/2015 2:02:00 AM	4.3	39.7
12/28/2015 2:03:00 AM	4.1	39.7
12/28/2015 2:04:00 AM	4.4	42.0
12/28/2015 2:05:00 AM	4.9	42.3
12/28/2015 2:06:00 AM	4.3	41.3
12/28/2015 2:07:00 AM	5.4	45.1
12/28/2015 2:08:00 AM	5.0	44.6
12/28/2015 2:09:00 AM	5.7	45.0
12/28/2015 2:10:00 AM	4.6	41.8
12/28/2015 2:11:00 AM	4.3	39.3
12/28/2015 2:12:00 AM	3.7	39.8
12/28/2015 2:13:00 AM	4.7	40.9
12/28/2015 2:14:00 AM	5.7	47.5
12/28/2015 2:15:00 AM	3.6	37.9
12/28/2015 2:16:00 AM	4.1	38.4
12/28/2015 2:18:00 AM	3.8	37.9
12/28/2015 2:22:00 AM	4.8	41.1
12/28/2015 2:24:00 AM	4.2	37.1
12/28/2015 2:25:00 AM	4.6	40.0
12/28/2015 2:26:00 AM	4.1	36.0
12/28/2015 2:28:00 AM	4.0	36.2
12/28/2015 2:29:00 AM	4.5	41.2

12/28/2015 2:30:00 AM	4.7	39.8
12/28/2015 2:32:00 AM	4.2	39.6
12/28/2015 2:33:00 AM	4.9	42.3
12/28/2015 2:34:00 AM	5.3	41.4
12/28/2015 2:35:00 AM	4.5	38.7
12/28/2015 2:36:00 AM	3.7	36.6
12/28/2015 2:37:00 AM	3.8	37.5
12/28/2015 2:38:00 AM	4.2	36.5
12/28/2015 2:39:00 AM	4.1	38.8
12/28/2015 2:42:00 AM	3.5	33.3
12/28/2015 2:44:00 AM	3.9	35.5
12/28/2015 2:46:00 AM	4.6	40.5
12/28/2015 2:47:00 AM	4.8	43.3
12/28/2015 2:48:00 AM	5.6	44.7
12/28/2015 2:49:00 AM	5.4	45.6
12/28/2015 2:50:00 AM	5.5	43.6
12/28/2015 2:51:00 AM	5.6	45.3
12/28/2015 2:52:00 AM	5.4	44.6
12/28/2015 2:53:00 AM	4.6	40.5
12/28/2015 2:54:00 AM	4.3	40.6
12/28/2015 2:56:00 AM	4.3	39.2
12/28/2015 2:58:00 AM	5.1	46.7
12/28/2015 2:59:00 AM	6.2	48.3
12/28/2015 3:00:00 AM	6.1	50.3
12/28/2015 3:01:00 AM	6.3	51.4
12/28/2015 3:03:00 AM	4.5	45.0
12/28/2015 3:04:00 AM	4.5	42.1
12/28/2015 3:05:00 AM	5.8	48.6
12/28/2015 3:08:00 AM	6.3	49.4
12/28/2015 3:09:00 AM	5.5	45.5
12/28/2015 3:12:00 AM	5.5	45.9
12/28/2015 3:13:00 AM	4.7	42.0
12/28/2015 3:15:00 AM	4.3	40.4
12/28/2015 3:17:00 AM	5.5	44.0
12/28/2015 3:18:00 AM	4.2	38.0
12/28/2015 3:20:00 AM	4.4	43.7
12/28/2015 3:21:00 AM	5.2	43.1
12/28/2015 3:22:00 AM	4.5	41.0
12/28/2015 3:23:00 AM	5.1	45.8
12/28/2015 3:24:00 AM	4.7	43.9
12/28/2015 3:25:00 AM	5.7	50.9
12/28/2015 3:26:00 AM	6.4	50.5
12/28/2015 3:27:00 AM	5.8	47.1
12/28/2015 3:28:00 AM	5.1	45.7
12/28/2015 3:29:00 AM	5.0	44.5
12/28/2015 3:30:00 AM	6.0	46.5
12/28/2015 3:31:00 AM	5.3	48.6
12/28/2015 3:33:00 AM	4.9	43.0
12/28/2015 3:34:00 AM	4.3	41.0
12/28/2015 3:36:00 AM	5.2	48.2
12/28/2015 3:39:00 AM	5.7	47.1
12/28/2015 3:40:00 AM	4.6	43.0
12/28/2015 3:41:00 AM	4.8	43.7
12/28/2015 3:42:00 AM	4.9	45.1
12/28/2015 3:43:00 AM	4.8	42.6

12/28/2015 3:44:00 AM	4.6	41.0
12/28/2015 3:45:00 AM	4.7	41.7
12/28/2015 3:46:00 AM	4.3	39.7
12/28/2015 3:48:00 AM	3.8	36.9
12/28/2015 3:51:00 AM	4.1	38.5
12/28/2015 3:52:00 AM	5.0	44.4
12/28/2015 3:53:00 AM	5.9	46.5
12/28/2015 3:54:00 AM	4.1	38.9
12/28/2015 3:55:00 AM	3.6	37.6
12/28/2015 3:57:00 AM	3.5	37.1
12/28/2015 3:58:00 AM	4.2	39.6
12/28/2015 3:59:00 AM	3.6	38.9
12/28/2015 4:00:00 AM	3.8	39.0
12/28/2015 4:01:00 AM	3.8	39.0
12/28/2015 4:02:00 AM	4.5	40.3
12/28/2015 4:03:00 AM	4.1	39.8
12/28/2015 4:04:00 AM	4.5	41.1
12/28/2015 4:05:00 AM	4.5	43.1
12/28/2015 4:06:00 AM	4.7	40.4
12/28/2015 4:07:00 AM	4.6	42.4
12/28/2015 4:08:00 AM	4.9	41.0
12/28/2015 4:10:00 AM	5.4	42.5
12/28/2015 4:11:00 AM	4.6	42.0
12/28/2015 4:12:00 AM	4.1	39.1
12/28/2015 4:13:00 AM	4.2	39.5
12/28/2015 4:14:00 AM	3.9	40.2
12/28/2015 4:15:00 AM	4.2	37.7
12/28/2015 4:16:00 AM	3.7	38.6
12/28/2015 4:17:00 AM	3.5	36.6
12/28/2015 4:19:00 AM	3.6	36.9
12/28/2015 4:21:00 AM	5.0	42.2
12/28/2015 4:22:00 AM	4.9	44.0
12/28/2015 4:23:00 AM	5.2	42.9
12/28/2015 4:24:00 AM	4.5	39.1
12/28/2015 4:25:00 AM	3.9	39.2
12/28/2015 4:26:00 AM	4.0	37.9
12/28/2015 4:28:00 AM	3.7	37.0
12/28/2015 4:31:00 AM	4.1	36.9
12/28/2015 4:33:00 AM	4.3	39.0
12/28/2015 4:34:00 AM	3.8	37.0
12/28/2015 4:35:00 AM	4.1	40.3
12/28/2015 4:37:00 AM	4.4	39.8
12/28/2015 4:38:00 AM	4.2	37.7
12/28/2015 4:39:00 AM	3.8	38.5
12/28/2015 4:40:00 AM	3.8	37.6
12/28/2015 4:44:00 AM	5.2	42.1
12/28/2015 4:45:00 AM	5.1	44.1
12/28/2015 4:49:00 AM	4.0	39.0
12/28/2015 4:50:00 AM	3.9	37.8
12/28/2015 4:53:00 AM	3.8	37.3
12/28/2015 4:55:00 AM	4.2	38.2
12/28/2015 4:58:00 AM	3.9	37.5
12/28/2015 4:59:00 AM	3.8	36.3
01/01/2016 10:13:00 PM	3.5	39.9
01/01/2016 10:27:00 PM	3.7	33.7

01/01/2016 10:28:00 PM	3.5	33.6
01/01/2016 10:29:00 PM	3.8	33.9
01/01/2016 10:34:00 PM	3.8	34.4
01/01/2016 10:35:00 PM	4.3	35.8
01/01/2016 10:36:00 PM	4.7	36.2
01/01/2016 10:37:00 PM	4.4	35.0
01/01/2016 10:38:00 PM	4.5	35.3
01/01/2016 10:39:00 PM	3.8	34.3
01/01/2016 10:41:00 PM	3.8	33.4
01/01/2016 10:53:00 PM	3.6	32.4
01/01/2016 10:55:00 PM	3.5	32.3
01/01/2016 11:02:00 PM	3.7	33.3
01/01/2016 11:04:00 PM	3.6	32.7
01/01/2016 11:06:00 PM	3.5	32.8
01/01/2016 11:12:00 PM	4.0	35.2
01/01/2016 11:14:00 PM	3.6	34.3
01/01/2016 11:15:00 PM	3.5	34.3
01/01/2016 11:16:00 PM	3.8	34.2
01/01/2016 11:18:00 PM	4.4	35.3
01/01/2016 11:20:00 PM	3.9	34.3
01/01/2016 11:21:00 PM	3.6	33.4
01/01/2016 11:22:00 PM	3.6	33.6
01/01/2016 11:27:00 PM	4.0	39.0
01/01/2016 11:30:00 PM	3.6	35.2
01/01/2016 11:31:00 PM	4.1	34.1
01/01/2016 11:32:00 PM	3.9	34.1
01/01/2016 11:33:00 PM	3.7	34.3
01/01/2016 11:34:00 PM	4.0	33.9
01/01/2016 11:36:00 PM	3.7	34.4
01/01/2016 11:38:00 PM	3.9	33.8
01/01/2016 11:39:00 PM	4.7	35.9
01/01/2016 11:41:00 PM	4.0	36.1
01/01/2016 11:42:00 PM	4.3	34.3
01/01/2016 11:44:00 PM	3.7	33.5
01/01/2016 11:46:00 PM	3.8	32.8
01/01/2016 11:47:00 PM	3.7	32.5
01/01/2016 11:53:00 PM	3.6	33.9
01/01/2016 11:54:00 PM	4.0	33.0
01/01/2016 11:55:00 PM	3.9	34.0
01/01/2016 11:56:00 PM	3.9	36.2
01/01/2016 11:57:00 PM	4.3	33.9
01/01/2016 11:58:00 PM	4.1	33.3
01/01/2016 11:59:00 PM	3.7	33.3
01/02/2016 12:00:00 AM	4.6	35.0
01/02/2016 12:01:00 AM	4.4	35.7
01/02/2016 12:02:00 AM	3.9	34.0
01/02/2016 12:03:00 AM	4.8	34.0
01/02/2016 12:05:00 AM	5.1	36.0
01/02/2016 12:06:00 AM	4.0	33.8
01/02/2016 12:07:00 AM	4.3	34.3
01/02/2016 12:09:00 AM	3.9	35.1
01/02/2016 12:10:00 AM	4.3	33.8
01/02/2016 12:12:00 AM	4.3	34.2
01/02/2016 12:13:00 AM	4.4	35.9
01/02/2016 12:14:00 AM	4.7	44.8

01/02/2016 12:16:00 AM	4.7	35.0
01/02/2016 12:17:00 AM	4.2	33.5
01/02/2016 12:18:00 AM	5.3	35.9
01/02/2016 12:19:00 AM	5.5	36.6
01/02/2016 12:20:00 AM	4.0	34.7
01/02/2016 12:21:00 AM	4.3	36.5
01/02/2016 12:24:00 AM	4.9	44.8
01/02/2016 12:25:00 AM	4.9	35.5
01/02/2016 12:26:00 AM	5.2	37.4
01/02/2016 12:27:00 AM	4.6	34.5
01/02/2016 12:28:00 AM	5.0	37.0
01/02/2016 12:29:00 AM	5.3	36.8
01/02/2016 12:30:00 AM	4.7	34.4
01/02/2016 12:31:00 AM	4.4	34.2
01/02/2016 12:32:00 AM	4.6	35.4
01/02/2016 12:33:00 AM	3.9	34.0
01/02/2016 12:34:00 AM	4.3	37.6
01/02/2016 12:35:00 AM	5.7	40.8
01/02/2016 12:36:00 AM	6.0	41.3
01/02/2016 12:37:00 AM	4.5	36.9
01/02/2016 12:38:00 AM	4.6	37.2
01/02/2016 12:39:00 AM	5.6	38.6
01/02/2016 12:40:00 AM	4.3	34.2
01/02/2016 12:41:00 AM	4.5	35.0
01/02/2016 12:42:00 AM	4.2	34.0
01/02/2016 12:43:00 AM	4.1	36.0
01/02/2016 12:44:00 AM	5.9	40.6
01/02/2016 12:45:00 AM	6.2	39.5
01/02/2016 12:46:00 AM	5.1	37.6
01/02/2016 12:47:00 AM	4.9	37.0
01/02/2016 12:48:00 AM	5.1	40.7
01/02/2016 12:49:00 AM	6.6	45.1
01/02/2016 12:50:00 AM	5.8	42.7
01/02/2016 12:51:00 AM	5.0	37.1
01/02/2016 12:53:00 AM	4.4	36.9
01/02/2016 12:54:00 AM	5.3	37.6
01/02/2016 12:55:00 AM	5.0	39.8
01/02/2016 12:56:00 AM	4.5	42.8
01/02/2016 12:58:00 AM	4.5	37.2
01/02/2016 12:59:00 AM	4.8	36.8
01/02/2016 1:00:00 AM	5.4	38.8
01/02/2016 1:01:00 AM	4.9	37.0
01/02/2016 1:02:00 AM	5.4	37.2
01/02/2016 1:03:00 AM	5.3	37.8
01/02/2016 1:05:00 AM	5.1	39.6
01/02/2016 1:06:00 AM	5.6	39.4
01/02/2016 1:07:00 AM	6.0	41.3
01/02/2016 1:08:00 AM	5.3	38.0
01/02/2016 1:09:00 AM	4.8	37.9
01/02/2016 1:10:00 AM	4.9	37.3
01/02/2016 1:11:00 AM	4.8	37.1
01/02/2016 1:12:00 AM	5.0	38.2
01/02/2016 1:13:00 AM	5.1	37.1
01/02/2016 1:14:00 AM	5.1	36.2
01/02/2016 1:15:00 AM	5.3	38.0

01/02/2016 1:16:00 AM	5.7	40.0
01/02/2016 1:17:00 AM	4.6	36.3
01/02/2016 1:18:00 AM	5.6	38.6
01/02/2016 1:19:00 AM	5.3	36.9
01/02/2016 1:20:00 AM	3.9	35.6
01/02/2016 1:21:00 AM	5.6	39.0
01/02/2016 1:22:00 AM	4.6	37.9
01/02/2016 1:23:00 AM	4.6	37.5
01/02/2016 1:24:00 AM	3.9	35.6
01/02/2016 1:25:00 AM	5.0	36.5
01/02/2016 1:26:00 AM	4.1	36.1
01/02/2016 1:27:00 AM	5.2	39.0
01/02/2016 1:28:00 AM	4.4	36.0
01/02/2016 1:30:00 AM	4.4	34.5
01/02/2016 1:31:00 AM	4.7	38.0
01/02/2016 1:32:00 AM	5.2	36.7
01/02/2016 1:33:00 AM	4.3	36.1
01/02/2016 1:35:00 AM	4.9	35.4
01/02/2016 1:37:00 AM	4.2	36.6
01/02/2016 1:38:00 AM	5.1	37.8
01/02/2016 1:39:00 AM	4.7	35.9
01/02/2016 1:40:00 AM	4.6	36.2
01/02/2016 1:41:00 AM	4.9	36.8
01/02/2016 1:42:00 AM	3.6	33.5
01/02/2016 1:45:00 AM	4.2	34.9
01/02/2016 1:46:00 AM	5.3	36.9
01/02/2016 1:47:00 AM	4.7	36.1
01/02/2016 1:48:00 AM	4.8	38.4
01/02/2016 1:49:00 AM	5.4	35.6
01/02/2016 1:50:00 AM	4.2	34.2
01/02/2016 1:51:00 AM	5.6	37.6
01/02/2016 1:52:00 AM	4.7	35.1
01/02/2016 1:53:00 AM	4.1	35.9
01/02/2016 1:55:00 AM	4.0	35.5
01/02/2016 1:56:00 AM	4.1	35.8
01/02/2016 1:57:00 AM	4.1	35.0
01/02/2016 1:58:00 AM	3.6	34.1
01/02/2016 1:59:00 AM	3.8	33.4
01/02/2016 2:00:00 AM	3.7	33.6
01/02/2016 2:01:00 AM	3.9	34.3
01/02/2016 2:02:00 AM	4.2	34.1
01/02/2016 2:03:00 AM	3.5	32.9
01/02/2016 2:05:00 AM	3.6	33.1
01/02/2016 2:06:00 AM	4.9	33.9
01/02/2016 2:07:00 AM	4.6	35.6
01/02/2016 2:24:00 AM	3.8	34.7
01/02/2016 2:28:00 AM	3.6	32.6
01/02/2016 2:31:00 AM	3.6	34.1
01/02/2016 2:33:00 AM	3.5	37.1
01/02/2016 2:40:00 AM	3.6	32.9
01/02/2016 2:45:00 AM	3.5	33.3
01/02/2016 2:46:00 AM	3.6	32.6
01/02/2016 2:49:00 AM	4.0	33.5
01/02/2016 3:22:00 AM	3.6	34.0
01/02/2016 3:23:00 AM	3.6	33.5

01/02/2016 3:26:00 AM	3.6	33.8
01/02/2016 3:27:00 AM	3.5	34.0
01/02/2016 3:28:00 AM	3.7	33.7
01/02/2016 3:30:00 AM	4.1	34.8
01/02/2016 3:31:00 AM	3.7	33.8
01/02/2016 3:33:00 AM	3.7	34.0
01/02/2016 3:37:00 AM	3.7	33.5
01/02/2016 3:38:00 AM	3.8	33.4
01/02/2016 3:41:00 AM	4.3	34.8
01/02/2016 3:42:00 AM	3.9	34.5
01/02/2016 3:44:00 AM	3.6	35.3
01/02/2016 3:46:00 AM	3.7	35.4
01/02/2016 3:47:00 AM	5.1	37.4
01/02/2016 3:48:00 AM	3.9	34.1
01/02/2016 3:51:00 AM	3.5	33.2
01/02/2016 3:52:00 AM	4.0	33.3
01/02/2016 3:53:00 AM	3.6	33.5
01/02/2016 3:55:00 AM	4.9	35.1
01/02/2016 3:56:00 AM	4.3	33.3
01/02/2016 3:58:00 AM	4.1	34.2
01/02/2016 3:59:00 AM	4.1	34.4
01/02/2016 4:01:00 AM	3.7	34.0
01/02/2016 4:03:00 AM	4.0	34.9
01/02/2016 4:04:00 AM	3.8	34.2
01/02/2016 4:05:00 AM	3.7	33.2
01/02/2016 4:07:00 AM	3.6	33.4
01/02/2016 4:08:00 AM	3.7	33.7
01/02/2016 4:13:00 AM	4.3	35.8
01/02/2016 4:14:00 AM	4.2	34.7
01/02/2016 4:15:00 AM	4.9	35.8
01/02/2016 4:16:00 AM	4.0	34.1
01/02/2016 4:17:00 AM	4.4	36.0
01/02/2016 4:18:00 AM	3.8	33.8
01/02/2016 4:19:00 AM	4.3	35.0
01/02/2016 4:20:00 AM	4.6	35.3
01/02/2016 4:21:00 AM	4.2	33.9
01/02/2016 4:22:00 AM	3.6	33.3
01/02/2016 4:23:00 AM	4.1	34.8
01/02/2016 4:24:00 AM	4.5	35.0
01/02/2016 4:25:00 AM	3.8	33.7
01/02/2016 4:26:00 AM	4.1	34.4
01/02/2016 4:27:00 AM	4.2	34.8
01/02/2016 4:29:00 AM	3.6	33.9
01/02/2016 4:30:00 AM	4.4	34.4
01/02/2016 4:31:00 AM	3.7	34.0
01/02/2016 4:32:00 AM	4.0	35.0
01/02/2016 4:33:00 AM	4.4	37.4
01/02/2016 4:34:00 AM	4.7	36.0
01/02/2016 4:35:00 AM	4.5	34.7
01/02/2016 4:36:00 AM	4.1	36.6
01/02/2016 4:37:00 AM	4.1	36.7
01/02/2016 4:38:00 AM	4.0	35.2
01/02/2016 4:39:00 AM	5.1	36.7
01/02/2016 4:40:00 AM	4.2	34.9
01/02/2016 4:41:00 AM	4.4	34.8

01/02/2016 4:44:00 AM	3.9	35.2
01/02/2016 4:45:00 AM	3.6	34.0
01/02/2016 4:46:00 AM	3.8	34.8
01/02/2016 4:48:00 AM	4.8	37.5
01/02/2016 4:50:00 AM	4.4	36.5
01/02/2016 4:51:00 AM	3.9	36.0
01/02/2016 4:52:00 AM	4.3	35.0
01/02/2016 4:53:00 AM	4.0	34.8
01/02/2016 4:54:00 AM	4.5	37.7
01/02/2016 4:55:00 AM	4.3	36.5
01/02/2016 4:56:00 AM	3.7	33.9
01/02/2016 4:58:00 AM	3.6	34.1
01/12/2016 12:33:00 AM	4.0	35.7
01/12/2016 12:40:00 AM	3.6	36.1
01/12/2016 12:41:00 AM	3.7	35.3
01/12/2016 12:43:00 AM	3.6	34.7
01/12/2016 12:44:00 AM	3.9	35.4
01/12/2016 12:45:00 AM	3.7	35.4
01/12/2016 12:47:00 AM	3.9	36.5
01/12/2016 12:55:00 AM	3.6	35.5
01/12/2016 1:04:00 AM	3.5	35.2
01/12/2016 1:05:00 AM	3.6	34.7
01/12/2016 1:08:00 AM	3.5	34.5
01/12/2016 1:17:00 AM	3.5	34.8
01/12/2016 1:18:00 AM	3.6	34.5
01/12/2016 1:26:00 AM	3.6	35.1
01/12/2016 1:44:00 AM	3.5	34.6
01/12/2016 1:46:00 AM	3.8	36.3
01/12/2016 1:50:00 AM	4.0	36.6
01/12/2016 1:51:00 AM	3.6	35.2
01/12/2016 1:54:00 AM	3.8	36.5
01/12/2016 1:57:00 AM	3.5	35.8
01/12/2016 1:59:00 AM	4.1	37.9
01/12/2016 2:00:00 AM	3.6	37.7
01/12/2016 2:01:00 AM	3.5	35.0
01/12/2016 2:02:00 AM	3.7	36.2
01/12/2016 2:03:00 AM	3.6	35.9
01/12/2016 2:04:00 AM	4.0	36.4
01/12/2016 2:07:00 AM	3.5	35.9
01/12/2016 2:08:00 AM	3.7	36.4
01/12/2016 2:09:00 AM	3.7	35.9
01/12/2016 2:10:00 AM	3.6	35.7
01/12/2016 2:14:00 AM	4.1	37.2
01/12/2016 2:15:00 AM	3.8	36.8
01/12/2016 2:16:00 AM	3.8	39.9
01/12/2016 2:17:00 AM	3.7	38.2
01/12/2016 2:20:00 AM	3.5	37.6
01/12/2016 2:21:00 AM	3.8	37.6
01/12/2016 2:22:00 AM	3.9	35.5
01/12/2016 2:23:00 AM	4.1	37.6
01/12/2016 2:24:00 AM	4.4	39.3
01/12/2016 2:25:00 AM	3.7	37.1
01/12/2016 2:32:00 AM	3.8	36.9
01/12/2016 2:33:00 AM	3.6	36.0
01/12/2016 2:34:00 AM	3.9	37.2

01/12/2016 2:35:00 AM	3.9	36.9
01/12/2016 2:36:00 AM	4.0	37.1
01/12/2016 2:38:00 AM	3.7	44.7
01/12/2016 2:39:00 AM	3.6	36.8
01/12/2016 2:40:00 AM	4.7	40.5
01/12/2016 2:41:00 AM	4.6	40.5
01/12/2016 2:42:00 AM	4.2	39.2
01/12/2016 2:43:00 AM	4.9	41.4
01/12/2016 2:44:00 AM	4.3	38.2
01/12/2016 2:45:00 AM	4.8	41.5
01/12/2016 2:46:00 AM	4.0	38.0
01/12/2016 2:47:00 AM	3.6	36.3
01/12/2016 2:48:00 AM	4.1	38.2
01/12/2016 2:49:00 AM	3.7	36.7
01/12/2016 2:50:00 AM	3.9	37.5
01/12/2016 2:51:00 AM	3.5	38.3
01/12/2016 2:52:00 AM	3.9	37.1
01/12/2016 2:53:00 AM	3.9	38.7
01/12/2016 2:54:00 AM	4.5	40.1
01/12/2016 2:55:00 AM	4.2	38.5
01/12/2016 2:56:00 AM	4.3	39.0
01/12/2016 2:57:00 AM	4.5	40.5
01/12/2016 2:58:00 AM	4.6	40.3
01/12/2016 2:59:00 AM	4.8	41.8
01/12/2016 3:00:00 AM	4.4	40.1
01/12/2016 3:01:00 AM	5.0	42.4
01/12/2016 3:02:00 AM	5.2	42.5
01/12/2016 3:03:00 AM	5.3	43.4
01/12/2016 3:04:00 AM	5.3	45.6
01/12/2016 3:05:00 AM	5.6	45.0
01/12/2016 3:06:00 AM	5.4	44.1
01/12/2016 3:07:00 AM	4.5	39.8
01/12/2016 3:08:00 AM	4.9	46.4
01/12/2016 3:09:00 AM	4.8	43.1
01/12/2016 3:10:00 AM	5.1	42.8
01/12/2016 3:11:00 AM	5.6	46.1
01/12/2016 3:12:00 AM	5.3	43.1
01/12/2016 3:13:00 AM	4.4	40.1
01/12/2016 3:14:00 AM	4.7	40.7
01/12/2016 3:15:00 AM	5.3	42.6
01/12/2016 3:18:00 AM	4.3	40.1
01/12/2016 3:19:00 AM	5.0	41.9
01/12/2016 3:20:00 AM	4.4	40.6
01/12/2016 3:21:00 AM	4.4	41.5
01/12/2016 3:22:00 AM	4.7	40.5
01/12/2016 3:23:00 AM	4.5	40.6
01/12/2016 3:24:00 AM	5.2	41.3
01/12/2016 3:25:00 AM	4.6	40.8
01/12/2016 3:26:00 AM	4.2	41.8
01/12/2016 3:27:00 AM	5.4	44.8
01/12/2016 3:28:00 AM	5.1	43.8
01/12/2016 3:29:00 AM	4.4	41.9
01/12/2016 3:30:00 AM	4.4	44.4
01/12/2016 3:31:00 AM	4.9	42.1
01/12/2016 3:32:00 AM	4.4	44.2

01/12/2016 3:33:00 AM	4.5	44.3
01/12/2016 3:34:00 AM	4.7	42.4
01/12/2016 3:35:00 AM	4.7	40.3
01/12/2016 3:36:00 AM	5.2	41.2
01/12/2016 3:37:00 AM	5.1	42.2
01/12/2016 3:38:00 AM	4.2	39.0
01/12/2016 3:39:00 AM	5.0	41.3
01/12/2016 3:40:00 AM	4.8	41.9
01/12/2016 3:41:00 AM	4.0	39.1
01/12/2016 3:42:00 AM	4.4	39.4
01/12/2016 3:43:00 AM	4.2	39.1
01/12/2016 3:44:00 AM	4.5	40.8
01/12/2016 3:45:00 AM	4.7	41.1
01/12/2016 3:46:00 AM	4.9	39.3
01/12/2016 3:47:00 AM	3.7	37.6
01/12/2016 3:48:00 AM	4.6	41.8
01/12/2016 3:49:00 AM	4.2	39.5
01/12/2016 3:50:00 AM	3.7	43.2
01/12/2016 3:51:00 AM	3.6	37.3
01/12/2016 3:52:00 AM	3.7	37.6
01/12/2016 3:53:00 AM	3.9	38.2
01/12/2016 3:54:00 AM	3.8	38.0
01/12/2016 3:55:00 AM	3.9	38.4
01/12/2016 3:59:00 AM	3.8	37.8
01/12/2016 4:00:00 AM	3.6	38.4
01/12/2016 4:04:00 AM	4.4	37.5
01/12/2016 4:05:00 AM	4.1	37.9
01/12/2016 4:08:00 AM	3.7	38.4
01/12/2016 4:09:00 AM	3.6	37.8
01/12/2016 4:10:00 AM	3.5	38.0
01/12/2016 4:15:00 AM	4.1	39.3
01/12/2016 4:16:00 AM	3.7	37.2
01/12/2016 4:18:00 AM	3.8	37.3
01/12/2016 4:19:00 AM	4.2	38.9
01/12/2016 4:20:00 AM	3.8	36.4
01/12/2016 4:27:00 AM	3.8	36.2
01/12/2016 4:28:00 AM	3.7	37.3
01/13/2016 10:00:00 PM	6.2	42.3
01/13/2016 10:01:00 PM	6.0	41.4
01/13/2016 10:02:00 PM	6.7	45.2
01/13/2016 10:04:00 PM	5.8	42.0
01/13/2016 10:05:00 PM	5.5	41.5
01/13/2016 10:07:00 PM	7.1	44.3
01/13/2016 10:10:00 PM	6.9	44.9
01/13/2016 10:11:00 PM	6.4	45.5
01/13/2016 10:14:00 PM	6.7	43.2
01/13/2016 10:16:00 PM	7.0	44.5
01/13/2016 10:17:00 PM	5.9	45.0
01/13/2016 10:18:00 PM	5.5	41.7
01/13/2016 10:20:00 PM	6.4	43.0
01/13/2016 10:21:00 PM	6.8	46.9
01/13/2016 10:23:00 PM	5.9	41.1
01/13/2016 10:24:00 PM	6.6	44.5
01/13/2016 10:25:00 PM	6.8	42.7
01/13/2016 10:26:00 PM	6.1	41.4

01/13/2016 10:27:00 PM	6.0	42.4
01/13/2016 10:28:00 PM	5.9	41.1
01/13/2016 10:30:00 PM	6.2	41.6
01/13/2016 10:31:00 PM	6.3	42.4
01/13/2016 10:32:00 PM	6.7	41.7
01/13/2016 10:33:00 PM	5.5	44.3
01/13/2016 10:34:00 PM	5.6	46.7
01/13/2016 10:35:00 PM	6.1	42.2
01/13/2016 10:36:00 PM	4.6	39.7
01/13/2016 10:37:00 PM	6.3	41.7
01/13/2016 10:38:00 PM	5.9	42.1
01/13/2016 10:39:00 PM	6.7	42.6
01/13/2016 10:40:00 PM	6.1	42.9
01/13/2016 10:41:00 PM	5.5	41.0
01/13/2016 10:42:00 PM	6.4	41.5
01/13/2016 10:43:00 PM	6.2	45.6
01/13/2016 10:44:00 PM	6.0	41.6
01/13/2016 10:45:00 PM	5.6	40.4
01/13/2016 10:47:00 PM	5.9	41.3
01/13/2016 10:48:00 PM	6.2	40.8
01/13/2016 10:50:00 PM	7.1	44.1
01/13/2016 10:51:00 PM	6.4	41.9
01/13/2016 10:52:00 PM	5.6	40.8
01/13/2016 10:54:00 PM	5.5	41.6
01/13/2016 10:55:00 PM	5.7	41.9
01/13/2016 10:56:00 PM	5.1	40.3
01/13/2016 10:57:00 PM	4.9	39.8
01/13/2016 10:58:00 PM	5.2	39.8
01/13/2016 10:59:00 PM	5.8	41.5
01/13/2016 11:00:00 PM	5.0	40.5
01/13/2016 11:01:00 PM	5.3	39.5
01/13/2016 11:02:00 PM	5.0	40.2
01/13/2016 11:03:00 PM	5.9	42.9
01/13/2016 11:05:00 PM	5.2	40.1
01/13/2016 11:06:00 PM	5.6	40.7
01/13/2016 11:07:00 PM	5.1	39.3
01/13/2016 11:08:00 PM	6.7	41.9
01/13/2016 11:09:00 PM	5.9	40.4
01/13/2016 11:10:00 PM	6.7	41.7
01/13/2016 11:11:00 PM	6.6	40.8
01/13/2016 11:12:00 PM	6.0	40.0
01/13/2016 11:14:00 PM	6.7	43.4
01/13/2016 11:15:00 PM	5.4	40.1
01/13/2016 11:16:00 PM	5.8	39.8
01/13/2016 11:18:00 PM	5.4	42.0
01/13/2016 11:19:00 PM	5.1	39.9
01/13/2016 11:20:00 PM	6.4	41.5
01/13/2016 11:21:00 PM	4.8	39.7
01/13/2016 11:22:00 PM	6.0	40.5
01/13/2016 11:23:00 PM	5.3	39.7
01/13/2016 11:24:00 PM	5.4	40.0
01/13/2016 11:25:00 PM	4.6	40.0
01/13/2016 11:26:00 PM	5.9	41.4
01/13/2016 11:27:00 PM	6.7	43.9
01/13/2016 11:28:00 PM	7.1	44.2

01/13/2016 11:29:00 PM	5.6	41.1
01/13/2016 11:30:00 PM	6.0	40.7
01/13/2016 11:31:00 PM	6.2	42.0
01/13/2016 11:32:00 PM	5.4	40.4
01/13/2016 11:33:00 PM	5.2	42.8
01/13/2016 11:34:00 PM	6.3	42.8
01/13/2016 11:35:00 PM	6.1	41.6
01/13/2016 11:36:00 PM	7.0	43.2
01/13/2016 11:37:00 PM	6.1	42.2
01/13/2016 11:38:00 PM	5.7	41.3
01/13/2016 11:39:00 PM	4.3	39.5
01/13/2016 11:40:00 PM	4.8	39.3
01/13/2016 11:41:00 PM	5.1	40.4
01/13/2016 11:42:00 PM	5.3	40.4
01/13/2016 11:43:00 PM	5.5	40.4
01/13/2016 11:44:00 PM	5.5	41.3
01/13/2016 11:45:00 PM	6.6	44.1
01/13/2016 11:46:00 PM	6.5	43.3
01/13/2016 11:48:00 PM	6.8	48.6
01/13/2016 11:49:00 PM	5.6	44.8
01/13/2016 11:50:00 PM	5.0	41.7
01/13/2016 11:51:00 PM	4.5	38.8
01/13/2016 11:52:00 PM	4.7	40.0
01/13/2016 11:53:00 PM	5.8	41.0
01/13/2016 11:54:00 PM	5.4	40.4
01/13/2016 11:56:00 PM	6.0	42.1
01/13/2016 11:57:00 PM	5.2	47.5
01/13/2016 11:58:00 PM	6.5	43.3
01/13/2016 11:59:00 PM	5.7	41.6
01/14/2016 12:00:00 AM	6.0	43.2
01/14/2016 12:01:00 AM	5.4	41.5
01/14/2016 12:02:00 AM	5.0	45.1
01/14/2016 12:03:00 AM	4.3	42.9
01/14/2016 12:04:00 AM	5.6	40.8
01/14/2016 12:05:00 AM	4.7	41.5
01/14/2016 12:06:00 AM	4.7	40.6
01/14/2016 12:07:00 AM	5.3	42.0
01/14/2016 12:08:00 AM	4.5	40.0
01/14/2016 12:09:00 AM	5.1	40.1
01/14/2016 12:10:00 AM	5.5	41.9
01/14/2016 12:11:00 AM	5.3	44.3
01/14/2016 12:14:00 AM	4.7	39.6
01/14/2016 12:15:00 AM	4.4	38.4
01/14/2016 12:16:00 AM	3.8	37.6
01/14/2016 12:17:00 AM	4.5	38.2
01/14/2016 12:18:00 AM	5.4	40.0
01/14/2016 12:19:00 AM	5.2	39.8
01/14/2016 12:20:00 AM	5.4	40.3
01/14/2016 12:21:00 AM	4.8	38.2
01/14/2016 12:22:00 AM	4.9	39.2
01/14/2016 12:23:00 AM	5.9	41.4
01/14/2016 12:24:00 AM	6.2	42.0
01/14/2016 12:25:00 AM	5.3	40.5
01/14/2016 12:26:00 AM	5.3	39.6
01/14/2016 12:27:00 AM	5.3	39.2

01/14/2016 12:28:00 AM	5.8	40.7
01/14/2016 12:29:00 AM	5.9	39.7
01/14/2016 12:30:00 AM	4.9	39.7
01/14/2016 12:32:00 AM	5.2	39.0
01/14/2016 12:33:00 AM	4.4	37.4
01/14/2016 12:34:00 AM	4.7	36.9
01/14/2016 12:35:00 AM	4.3	40.1
01/14/2016 12:36:00 AM	4.5	48.7
01/14/2016 12:37:00 AM	5.2	39.1
01/14/2016 12:38:00 AM	4.7	40.5
01/14/2016 12:39:00 AM	5.9	40.0
01/14/2016 12:40:00 AM	5.7	38.8
01/14/2016 12:41:00 AM	5.1	38.0
01/14/2016 12:42:00 AM	4.8	39.8
01/14/2016 12:43:00 AM	4.1	37.2
01/14/2016 12:44:00 AM	4.3	38.5
01/14/2016 12:45:00 AM	4.7	37.8
01/14/2016 12:46:00 AM	3.7	36.9
01/14/2016 12:47:00 AM	3.9	36.8
01/14/2016 12:48:00 AM	3.8	37.4
01/14/2016 12:49:00 AM	3.9	37.1
01/14/2016 12:50:00 AM	4.7	37.7
01/14/2016 12:51:00 AM	4.9	40.2
01/14/2016 12:52:00 AM	4.2	38.3
01/14/2016 12:53:00 AM	4.3	38.2
01/14/2016 12:54:00 AM	3.9	37.8
01/14/2016 12:55:00 AM	4.7	40.9
01/14/2016 12:56:00 AM	4.7	38.5
01/14/2016 12:57:00 AM	4.9	38.7
01/14/2016 12:58:00 AM	5.2	39.6
01/14/2016 1:00:00 AM	4.8	39.6
01/14/2016 1:03:00 AM	4.8	41.0
01/14/2016 1:04:00 AM	4.4	38.0
01/14/2016 1:05:00 AM	5.2	40.2
01/14/2016 1:06:00 AM	5.3	43.5
01/14/2016 1:07:00 AM	4.6	39.2
01/14/2016 1:08:00 AM	5.3	39.6
01/14/2016 1:09:00 AM	4.5	37.9
01/14/2016 1:10:00 AM	3.9	38.4
01/14/2016 1:11:00 AM	4.2	38.0
01/14/2016 1:12:00 AM	4.4	38.6
01/14/2016 1:13:00 AM	4.2	38.8
01/14/2016 1:14:00 AM	4.5	39.6
01/14/2016 1:15:00 AM	4.8	41.0
01/14/2016 1:16:00 AM	4.8	39.5
01/14/2016 1:17:00 AM	4.2	39.4
01/14/2016 1:18:00 AM	4.2	38.7
01/14/2016 1:19:00 AM	4.8	39.0
01/14/2016 1:20:00 AM	4.5	39.4
01/14/2016 1:21:00 AM	5.4	41.1
01/14/2016 1:22:00 AM	5.4	43.0
01/14/2016 1:24:00 AM	4.2	39.2
01/14/2016 1:26:00 AM	4.7	40.8
01/14/2016 1:27:00 AM	5.9	43.4
01/14/2016 1:28:00 AM	5.0	40.5

01/14/2016 1:29:00 AM	5.0	40.2
01/14/2016 1:30:00 AM	4.3	39.4
01/14/2016 1:31:00 AM	5.0	40.1
01/14/2016 1:32:00 AM	5.1	39.5
01/14/2016 1:33:00 AM	4.2	38.7
01/14/2016 1:34:00 AM	4.8	39.3
01/14/2016 1:35:00 AM	4.5	39.4
01/14/2016 1:36:00 AM	4.2	39.7
01/14/2016 1:40:00 AM	4.6	40.6
01/14/2016 1:41:00 AM	5.0	41.2
01/14/2016 1:42:00 AM	5.0	39.6
01/14/2016 1:43:00 AM	5.6	41.4
01/14/2016 1:44:00 AM	5.6	41.3
01/14/2016 1:45:00 AM	4.6	38.9
01/14/2016 1:46:00 AM	4.7	39.7
01/14/2016 1:47:00 AM	4.7	38.4
01/14/2016 1:48:00 AM	4.7	39.3
01/14/2016 1:49:00 AM	4.9	39.3
01/14/2016 1:50:00 AM	4.6	39.4
01/14/2016 1:51:00 AM	4.3	38.1
01/14/2016 1:52:00 AM	4.4	38.9
01/14/2016 1:53:00 AM	5.1	39.8
01/14/2016 1:54:00 AM	5.2	41.5
01/14/2016 1:55:00 AM	4.3	39.2
01/14/2016 1:56:00 AM	4.3	39.5
01/14/2016 1:57:00 AM	4.3	38.2
01/14/2016 1:58:00 AM	4.9	38.6
01/14/2016 1:59:00 AM	3.9	38.8
01/14/2016 2:00:00 AM	4.7	40.6
01/14/2016 2:01:00 AM	4.1	37.4
01/14/2016 2:03:00 AM	4.6	47.2
01/14/2016 2:04:00 AM	5.0	38.4
01/14/2016 2:05:00 AM	4.5	37.8
01/14/2016 2:06:00 AM	4.4	37.1
01/14/2016 2:07:00 AM	4.5	37.2
01/14/2016 2:08:00 AM	4.7	38.8
01/14/2016 2:09:00 AM	4.5	37.0
01/14/2016 2:10:00 AM	4.0	37.5
01/14/2016 2:11:00 AM	4.9	38.4
01/14/2016 2:12:00 AM	5.1	38.2
01/14/2016 2:13:00 AM	4.7	37.5
01/14/2016 2:14:00 AM	4.4	38.1
01/14/2016 2:15:00 AM	4.3	37.7
01/14/2016 2:16:00 AM	4.6	38.2
01/14/2016 2:17:00 AM	4.5	37.5
01/14/2016 2:18:00 AM	4.8	37.8
01/14/2016 2:19:00 AM	4.8	37.5
01/14/2016 2:20:00 AM	4.1	37.1
01/14/2016 2:22:00 AM	4.0	36.6
01/14/2016 2:23:00 AM	3.6	36.4
01/14/2016 2:24:00 AM	4.3	36.5
01/14/2016 2:25:00 AM	4.2	36.3
01/14/2016 2:26:00 AM	4.5	37.1
01/14/2016 2:27:00 AM	4.6	37.5
01/14/2016 2:28:00 AM	4.3	37.8

01/14/2016 2:29:00 AM	4.2	36.3
01/14/2016 2:30:00 AM	4.1	36.2
01/14/2016 2:31:00 AM	4.0	34.9
01/14/2016 2:32:00 AM	4.1	35.3
01/14/2016 2:33:00 AM	3.7	34.9
01/14/2016 2:34:00 AM	3.9	34.8
01/14/2016 2:35:00 AM	4.1	35.0
01/14/2016 2:36:00 AM	4.2	35.0
01/14/2016 2:37:00 AM	3.8	34.6
01/14/2016 2:38:00 AM	4.4	35.2
01/14/2016 2:39:00 AM	4.1	35.3
01/14/2016 2:40:00 AM	4.4	35.6
01/14/2016 2:41:00 AM	3.6	35.3
01/14/2016 2:42:00 AM	4.5	35.7
01/14/2016 2:43:00 AM	3.7	35.0
01/14/2016 2:44:00 AM	3.6	40.5
01/14/2016 2:47:00 AM	4.3	34.9
01/14/2016 2:48:00 AM	4.1	34.7
01/14/2016 2:49:00 AM	4.1	34.8
01/14/2016 2:50:00 AM	3.9	35.0
01/14/2016 2:52:00 AM	3.8	34.5
01/14/2016 2:58:00 AM	3.9	35.3
01/14/2016 3:00:00 AM	3.9	35.7
01/14/2016 3:01:00 AM	4.3	35.7
01/14/2016 3:03:00 AM	4.0	35.3
01/14/2016 3:04:00 AM	3.7	34.7
01/14/2016 3:05:00 AM	3.6	34.8
01/14/2016 3:06:00 AM	3.6	35.0
01/14/2016 3:07:00 AM	3.8	44.9
01/14/2016 3:08:00 AM	3.5	34.7
01/14/2016 3:12:00 AM	3.9	35.9
01/14/2016 3:17:00 AM	3.9	34.5
01/14/2016 3:18:00 AM	4.7	37.5
01/14/2016 3:19:00 AM	3.8	36.3
01/14/2016 3:23:00 AM	4.0	36.5
01/14/2016 3:24:00 AM	3.7	35.1
01/14/2016 3:25:00 AM	3.9	35.0
01/14/2016 3:26:00 AM	4.2	36.5
01/14/2016 3:27:00 AM	3.7	34.7
01/14/2016 3:28:00 AM	4.0	35.2
01/14/2016 3:29:00 AM	3.9	35.8
01/14/2016 3:30:00 AM	4.1	35.8
01/14/2016 3:31:00 AM	4.0	35.0
01/14/2016 3:32:00 AM	4.0	35.0
01/14/2016 3:33:00 AM	3.6	33.9
01/14/2016 3:35:00 AM	3.6	34.4
01/14/2016 3:36:00 AM	3.7	34.8
01/14/2016 3:37:00 AM	3.7	39.5
01/14/2016 3:39:00 AM	3.6	46.2
01/14/2016 3:40:00 AM	3.6	39.0
01/14/2016 3:41:00 AM	4.5	36.8
01/14/2016 3:42:00 AM	3.8	36.5
01/14/2016 3:44:00 AM	3.6	34.7
01/14/2016 11:07:00 PM	4.0	35.5
01/14/2016 11:14:00 PM	4.0	35.2

01/14/2016 11:15:00 PM	3.5	34.7
01/14/2016 11:19:00 PM	3.8	35.4
01/14/2016 11:48:00 PM	3.7	38.8
01/14/2016 11:49:00 PM	3.9	37.3
01/14/2016 11:51:00 PM	3.9	40.0
01/14/2016 11:52:00 PM	3.7	34.8
01/14/2016 11:53:00 PM	4.0	36.4
01/14/2016 11:54:00 PM	4.1	37.7
01/14/2016 11:55:00 PM	4.5	40.3
01/14/2016 11:57:00 PM	3.8	36.5
01/15/2016 12:04:00 AM	3.5	35.3
01/15/2016 12:18:00 AM	3.7	35.0
01/15/2016 12:19:00 AM	3.6	35.2
01/15/2016 12:20:00 AM	4.3	36.8
01/15/2016 12:21:00 AM	4.3	36.8
01/15/2016 12:22:00 AM	4.3	35.4
01/15/2016 12:23:00 AM	4.2	38.7
01/15/2016 12:24:00 AM	5.1	41.2
01/15/2016 12:25:00 AM	4.7	39.0
01/15/2016 12:26:00 AM	4.3	38.3
01/15/2016 12:27:00 AM	4.2	36.5
01/15/2016 12:28:00 AM	4.4	38.3
01/15/2016 12:29:00 AM	4.4	36.0
01/15/2016 12:30:00 AM	3.9	35.5
01/15/2016 12:31:00 AM	3.7	35.1
01/15/2016 12:34:00 AM	4.0	36.0
01/15/2016 12:35:00 AM	4.6	35.2
01/15/2016 12:39:00 AM	3.6	35.6
01/15/2016 12:40:00 AM	4.0	35.5
01/15/2016 12:41:00 AM	4.0	35.7
01/15/2016 12:42:00 AM	3.8	34.4
01/15/2016 1:07:00 AM	3.6	34.6
01/15/2016 1:08:00 AM	3.6	34.7
01/15/2016 1:09:00 AM	3.7	35.3
01/15/2016 1:13:00 AM	3.7	35.2
01/15/2016 1:15:00 AM	3.7	35.4
01/15/2016 1:16:00 AM	3.6	35.2
01/15/2016 1:17:00 AM	3.9	34.6
01/15/2016 1:19:00 AM	3.6	33.9
01/15/2016 1:20:00 AM	3.8	34.2
01/15/2016 1:22:00 AM	3.8	34.9
01/15/2016 1:23:00 AM	3.9	34.8
01/15/2016 1:24:00 AM	3.6	34.6
01/15/2016 1:25:00 AM	3.8	34.9
01/15/2016 1:26:00 AM	3.5	34.5
01/15/2016 1:28:00 AM	3.8	34.6
01/15/2016 1:29:00 AM	4.3	36.1
01/15/2016 1:30:00 AM	4.0	36.0
01/15/2016 1:31:00 AM	4.1	35.9
01/15/2016 1:32:00 AM	4.0	34.7
01/15/2016 1:33:00 AM	3.6	34.2
01/15/2016 1:34:00 AM	3.9	35.6
01/15/2016 1:35:00 AM	3.9	34.9
01/15/2016 1:36:00 AM	4.4	37.9
01/15/2016 1:37:00 AM	3.7	35.7

01/15/2016 1:39:00 AM	4.0	36.6
01/15/2016 1:40:00 AM	3.9	35.9
01/15/2016 1:41:00 AM	4.1	36.8
01/15/2016 1:45:00 AM	3.6	35.3
01/15/2016 1:48:00 AM	3.9	36.1
01/15/2016 1:49:00 AM	3.9	36.5
01/15/2016 1:50:00 AM	3.7	35.2
01/15/2016 1:52:00 AM	3.7	35.8
01/16/2016 10:50:00 PM	3.9	35.3
01/16/2016 10:51:00 PM	4.0	36.5
01/16/2016 10:53:00 PM	3.5	35.5
01/16/2016 10:55:00 PM	3.8	36.7
01/16/2016 10:56:00 PM	3.6	34.8
01/16/2016 10:57:00 PM	4.1	35.3
01/16/2016 10:58:00 PM	4.6	35.4
01/16/2016 10:59:00 PM	3.7	34.7
01/16/2016 11:01:00 PM	3.7	35.8
01/16/2016 11:02:00 PM	3.5	35.7
01/16/2016 11:03:00 PM	4.3	36.5
01/16/2016 11:04:00 PM	3.6	34.7
01/16/2016 11:05:00 PM	4.1	35.1
01/16/2016 11:06:00 PM	3.7	35.3
01/16/2016 11:08:00 PM	4.2	35.7
01/16/2016 11:12:00 PM	3.7	34.6
01/16/2016 11:18:00 PM	3.5	34.4
01/16/2016 11:50:00 PM	4.1	37.1
01/16/2016 11:51:00 PM	3.7	36.3
01/16/2016 11:52:00 PM	4.5	35.8
01/16/2016 11:53:00 PM	4.5	39.1
01/16/2016 11:54:00 PM	3.9	36.9
01/16/2016 11:55:00 PM	3.9	35.2
01/16/2016 11:56:00 PM	4.0	35.9
01/16/2016 11:57:00 PM	4.4	36.3
01/16/2016 11:58:00 PM	3.8	35.5
01/16/2016 11:59:00 PM	3.6	34.9
01/17/2016 12:00:00 AM	3.5	35.7
01/17/2016 12:02:00 AM	3.6	35.6
01/17/2016 12:07:00 AM	3.7	35.8
01/17/2016 12:08:00 AM	4.3	35.9
01/17/2016 12:09:00 AM	3.7	35.4
01/17/2016 12:10:00 AM	3.6	35.5
01/17/2016 12:11:00 AM	4.5	38.0
01/17/2016 12:12:00 AM	4.3	37.0
01/17/2016 12:13:00 AM	4.2	36.6
01/17/2016 12:14:00 AM	3.8	35.7
01/17/2016 12:15:00 AM	4.1	35.3
01/17/2016 12:16:00 AM	4.3	36.1
01/17/2016 12:17:00 AM	3.8	35.0
01/17/2016 1:03:00 AM	3.9	35.0
01/17/2016 1:05:00 AM	3.6	35.2
01/17/2016 1:06:00 AM	3.9	36.7
01/17/2016 1:07:00 AM	4.0	35.7
01/17/2016 1:10:00 AM	4.5	36.8
01/17/2016 1:11:00 AM	5.1	38.5
01/17/2016 1:12:00 AM	4.6	38.5

01/17/2016 1:13:00 AM	4.9	37.6
01/17/2016 1:14:00 AM	4.9	38.2
01/17/2016 1:15:00 AM	5.3	37.9
01/17/2016 1:16:00 AM	4.1	36.4
01/17/2016 1:17:00 AM	4.4	35.8
01/17/2016 1:18:00 AM	3.8	36.0
01/17/2016 1:20:00 AM	3.9	35.7
01/17/2016 1:21:00 AM	4.0	36.3
01/17/2016 1:23:00 AM	4.0	36.9
01/17/2016 1:24:00 AM	4.0	35.5
01/17/2016 1:25:00 AM	3.6	36.2
01/17/2016 1:26:00 AM	3.6	36.2
01/17/2016 1:27:00 AM	3.8	35.9
01/17/2016 1:28:00 AM	5.5	40.5
01/17/2016 1:29:00 AM	4.5	38.8
01/17/2016 1:30:00 AM	4.2	39.2
01/17/2016 1:31:00 AM	5.2	41.6
01/17/2016 1:32:00 AM	5.3	41.8
01/17/2016 1:33:00 AM	4.8	39.3
01/17/2016 1:34:00 AM	4.2	38.6
01/17/2016 1:36:00 AM	4.4	41.2
01/17/2016 1:37:00 AM	3.5	36.2
01/17/2016 1:38:00 AM	4.5	38.6
01/17/2016 1:40:00 AM	3.8	36.7
01/17/2016 1:41:00 AM	3.5	35.9
01/17/2016 1:42:00 AM	3.8	35.8
01/17/2016 1:43:00 AM	3.7	36.3
01/17/2016 1:45:00 AM	4.1	38.0
01/17/2016 1:46:00 AM	5.2	42.7
01/17/2016 1:47:00 AM	5.7	43.5
01/17/2016 1:48:00 AM	5.4	44.0
01/17/2016 1:49:00 AM	4.2	40.5
01/17/2016 1:50:00 AM	4.0	37.4
01/17/2016 1:51:00 AM	4.3	40.9
01/17/2016 1:55:00 AM	4.3	40.4
01/17/2016 1:56:00 AM	4.1	40.5
01/17/2016 1:59:00 AM	4.0	39.9
01/17/2016 2:01:00 AM	3.7	38.2
01/17/2016 2:02:00 AM	4.2	37.4
01/17/2016 2:03:00 AM	4.8	44.2
01/17/2016 2:04:00 AM	3.9	37.1
01/17/2016 2:08:00 AM	4.0	37.8
01/17/2016 2:09:00 AM	4.5	42.2
01/17/2016 2:10:00 AM	4.4	40.9
01/17/2016 2:13:00 AM	3.5	36.7
01/17/2016 2:14:00 AM	3.7	37.3
01/17/2016 2:15:00 AM	3.9	37.6
01/17/2016 2:16:00 AM	4.6	40.0
01/17/2016 2:17:00 AM	4.0	39.0
01/17/2016 2:18:00 AM	3.9	38.2
01/17/2016 2:24:00 AM	3.7	34.5
01/17/2016 2:26:00 AM	3.7	35.2
01/17/2016 2:30:00 AM	3.6	35.8
01/17/2016 2:32:00 AM	4.5	36.8
01/17/2016 2:33:00 AM	3.5	36.4

01/17/2016 2:37:00 AM	3.8	37.6
01/17/2016 2:38:00 AM	3.8	38.1
01/17/2016 2:39:00 AM	3.7	40.3
01/17/2016 2:40:00 AM	4.5	38.8
01/17/2016 2:41:00 AM	5.8	42.3
01/17/2016 2:42:00 AM	3.8	38.7
01/17/2016 2:43:00 AM	3.9	37.4
01/17/2016 2:45:00 AM	3.6	36.6
01/17/2016 2:46:00 AM	4.2	38.0
01/17/2016 2:47:00 AM	5.4	39.5
01/17/2016 2:48:00 AM	5.9	42.9
01/17/2016 2:49:00 AM	4.9	39.3
01/17/2016 2:51:00 AM	5.4	43.4
01/17/2016 2:52:00 AM	5.1	42.3
01/17/2016 2:55:00 AM	4.9	39.1
01/17/2016 2:56:00 AM	4.9	41.3
01/17/2016 2:58:00 AM	4.4	39.3
01/17/2016 2:59:00 AM	4.0	38.0
01/17/2016 3:00:00 AM	4.3	37.0
01/17/2016 3:02:00 AM	4.1	38.7
01/17/2016 3:03:00 AM	4.8	42.1
01/17/2016 3:04:00 AM	5.6	41.0
01/17/2016 3:05:00 AM	4.5	38.4
01/17/2016 3:06:00 AM	3.7	38.0
01/17/2016 3:07:00 AM	4.4	37.9
01/17/2016 3:08:00 AM	4.0	38.1
01/17/2016 3:09:00 AM	3.9	38.0
01/17/2016 3:10:00 AM	4.3	38.6
01/17/2016 3:11:00 AM	4.1	38.0
01/17/2016 3:12:00 AM	5.6	41.3
01/17/2016 3:13:00 AM	5.1	40.9
01/17/2016 3:14:00 AM	4.1	39.0
01/17/2016 3:15:00 AM	5.0	41.4
01/17/2016 3:16:00 AM	5.8	44.8
01/17/2016 3:17:00 AM	5.0	42.5
01/17/2016 3:18:00 AM	4.1	39.4
01/17/2016 3:22:00 AM	6.7	49.2
01/17/2016 3:24:00 AM	5.6	46.1
01/17/2016 3:26:00 AM	4.7	43.5
01/17/2016 3:27:00 AM	4.0	42.7
01/17/2016 3:28:00 AM	4.6	44.2
01/17/2016 3:30:00 AM	4.3	42.4
01/17/2016 3:31:00 AM	3.8	39.1
01/17/2016 3:32:00 AM	4.4	39.2
01/17/2016 3:35:00 AM	4.3	39.5
01/17/2016 3:36:00 AM	4.8	40.2
01/17/2016 3:38:00 AM	5.0	39.7
01/17/2016 3:40:00 AM	3.8	38.5
01/17/2016 3:42:00 AM	3.8	39.3
01/17/2016 3:43:00 AM	3.6	38.4
01/17/2016 3:47:00 AM	4.1	36.1
01/17/2016 3:49:00 AM	3.5	36.2
01/17/2016 3:50:00 AM	3.8	36.0
01/17/2016 3:51:00 AM	3.6	35.4
01/17/2016 3:52:00 AM	3.8	35.3

01/17/2016 3:55:00 AM	4.3	35.9
01/17/2016 3:56:00 AM	4.1	36.5
01/17/2016 3:57:00 AM	3.9	36.2
01/17/2016 3:58:00 AM	3.7	37.2
01/17/2016 4:00:00 AM	4.5	37.3
01/17/2016 4:01:00 AM	4.5	36.7
01/17/2016 4:03:00 AM	4.3	36.5
01/17/2016 4:04:00 AM	4.5	36.4
01/17/2016 4:09:00 AM	4.5	37.2
01/17/2016 4:10:00 AM	3.5	35.5
01/17/2016 4:12:00 AM	3.5	34.9
01/17/2016 4:16:00 AM	3.5	34.1
01/17/2016 4:18:00 AM	3.5	34.7
01/17/2016 4:22:00 AM	3.8	35.4
01/17/2016 4:26:00 AM	3.6	35.8
01/17/2016 4:27:00 AM	4.4	37.1
01/17/2016 4:28:00 AM	4.2	35.6
01/17/2016 4:29:00 AM	3.9	35.4
01/17/2016 4:34:00 AM	5.2	39.3
01/17/2016 4:35:00 AM	3.6	36.3
01/17/2016 4:36:00 AM	4.6	36.8
01/17/2016 4:37:00 AM	4.6	37.2
01/17/2016 4:38:00 AM	3.9	35.7
01/17/2016 4:43:00 AM	3.6	34.2
01/17/2016 4:53:00 AM	3.6	34.5
01/17/2016 4:57:00 AM	3.9	35.2
01/19/2016 11:41:00 PM	3.8	36.2
01/23/2016 1:27:00 AM	4.2	39.0
01/23/2016 2:31:00 AM	3.8	37.0
01/23/2016 2:32:00 AM	3.6	36.7
01/23/2016 2:33:00 AM	3.5	35.4
01/23/2016 3:03:00 AM	3.6	35.2
01/23/2016 3:06:00 AM	3.7	35.4
01/23/2016 3:46:00 AM	3.8	33.1
01/23/2016 3:56:00 AM	3.6	31.2
01/23/2016 4:14:00 AM	3.6	31.6
01/23/2016 4:32:00 AM	4.1	37.4
01/23/2016 4:34:00 AM	3.6	31.8
01/23/2016 4:45:00 AM	3.5	32.2
01/23/2016 4:46:00 AM	3.6	33.3
01/23/2016 4:57:00 AM	3.5	33.2
01/25/2016 10:38:00 PM	3.9	43.2
01/25/2016 10:42:00 PM	3.9	42.0
01/25/2016 11:29:00 PM	3.6	40.7
01/25/2016 11:35:00 PM	3.7	40.6
01/25/2016 11:43:00 PM	3.8	40.4
01/25/2016 11:53:00 PM	3.7	39.5
01/26/2016 12:44:00 AM	3.7	39.0
01/26/2016 12:49:00 AM	3.7	39.5
01/26/2016 12:55:00 AM	4.1	42.6
01/26/2016 12:57:00 AM	3.7	42.9
01/26/2016 1:00:00 AM	3.6	42.5
01/26/2016 1:02:00 AM	3.9	43.1
01/26/2016 1:03:00 AM	3.7	42.4
01/26/2016 1:06:00 AM	3.6	43.0

01/26/2016 1:08:00 AM	4.3	43.3
01/26/2016 1:10:00 AM	3.9	42.4
01/26/2016 1:13:00 AM	5.1	42.6
01/26/2016 1:16:00 AM	4.0	41.3
01/26/2016 1:17:00 AM	4.0	41.2
01/26/2016 1:24:00 AM	4.0	42.4
01/26/2016 1:26:00 AM	3.6	41.2
01/26/2016 1:41:00 AM	3.8	38.5
01/26/2016 1:42:00 AM	4.2	38.9
01/26/2016 1:44:00 AM	4.4	43.2
01/26/2016 1:45:00 AM	3.7	38.3
01/26/2016 1:48:00 AM	4.0	38.6
01/26/2016 1:52:00 AM	3.6	39.7
01/26/2016 1:55:00 AM	3.8	39.3
01/26/2016 1:59:00 AM	3.8	41.0
01/26/2016 2:04:00 AM	4.0	38.9
01/26/2016 2:06:00 AM	3.6	39.0
01/26/2016 2:08:00 AM	4.2	39.4
01/26/2016 2:10:00 AM	4.4	39.5
01/26/2016 2:11:00 AM	3.7	39.0
01/26/2016 2:12:00 AM	3.8	40.9
01/26/2016 2:19:00 AM	4.7	40.3
01/26/2016 2:21:00 AM	4.0	38.8
01/26/2016 2:23:00 AM	4.4	42.3
01/26/2016 2:26:00 AM	4.8	41.0
01/26/2016 2:27:00 AM	4.8	41.1
01/26/2016 2:28:00 AM	4.3	40.2
01/26/2016 2:31:00 AM	3.9	41.0
01/26/2016 2:36:00 AM	4.5	42.1
01/26/2016 2:40:00 AM	4.1	38.8
01/26/2016 2:41:00 AM	4.7	41.7
01/26/2016 2:45:00 AM	5.4	44.8
01/26/2016 2:47:00 AM	4.0	41.5
01/26/2016 2:49:00 AM	6.0	43.1
01/26/2016 2:52:00 AM	5.3	42.1
01/26/2016 3:01:00 AM	5.2	42.0
01/26/2016 3:02:00 AM	4.2	42.7
01/26/2016 3:09:00 AM	5.6	42.6
01/26/2016 3:10:00 AM	6.0	45.3
01/26/2016 3:11:00 AM	6.0	45.3
01/26/2016 3:13:00 AM	5.3	44.0
01/26/2016 3:18:00 AM	5.0	43.3
01/26/2016 3:19:00 AM	5.9	44.9
01/26/2016 3:21:00 AM	5.1	42.3
01/26/2016 3:22:00 AM	6.1	44.5
01/26/2016 3:27:00 AM	6.0	45.3
01/26/2016 3:28:00 AM	5.5	43.2
01/26/2016 3:29:00 AM	5.6	44.4
01/26/2016 3:32:00 AM	5.1	43.7
01/26/2016 3:33:00 AM	5.5	44.4
01/26/2016 3:34:00 AM	5.3	43.6
01/26/2016 3:37:00 AM	6.7	44.8
01/26/2016 3:39:00 AM	6.4	45.7
01/26/2016 3:40:00 AM	5.6	44.2
01/26/2016 3:42:00 AM	5.3	43.3

01/26/2016 3:43:00 AM	5.3	42.4
01/26/2016 3:44:00 AM	5.3	41.7
01/26/2016 3:45:00 AM	6.8	47.0
01/26/2016 3:48:00 AM	5.6	43.4
01/26/2016 3:50:00 AM	4.6	43.6
01/26/2016 3:51:00 AM	6.7	45.9
01/26/2016 3:52:00 AM	6.4	46.1
01/26/2016 3:56:00 AM	6.1	44.1
01/26/2016 3:57:00 AM	5.1	41.8
01/26/2016 4:01:00 AM	5.3	42.7
01/26/2016 4:02:00 AM	5.3	42.0
01/26/2016 4:03:00 AM	5.1	42.7
01/26/2016 4:06:00 AM	4.5	40.5
01/26/2016 4:07:00 AM	4.9	41.0
01/26/2016 4:11:00 AM	5.3	43.4
01/26/2016 4:12:00 AM	5.8	42.9
01/26/2016 4:13:00 AM	5.1	42.6
01/26/2016 4:14:00 AM	5.1	40.5
01/26/2016 4:15:00 AM	4.2	39.8
01/26/2016 4:16:00 AM	5.4	42.9
01/26/2016 4:17:00 AM	4.1	39.9
01/26/2016 4:18:00 AM	4.7	39.9
01/26/2016 4:20:00 AM	4.8	41.8
01/26/2016 4:21:00 AM	4.6	40.4
01/26/2016 4:22:00 AM	4.3	39.8
01/26/2016 4:24:00 AM	5.6	40.9
01/26/2016 4:25:00 AM	5.8	43.4
01/26/2016 4:28:00 AM	4.2	41.1
01/26/2016 4:29:00 AM	4.1	40.2
01/26/2016 4:30:00 AM	4.3	40.3
01/26/2016 4:31:00 AM	4.5	40.8
01/26/2016 4:33:00 AM	5.5	42.2
01/26/2016 4:34:00 AM	5.5	41.0
01/26/2016 4:39:00 AM	5.0	41.3
01/26/2016 4:40:00 AM	5.0	41.8
01/26/2016 4:44:00 AM	3.8	42.4
01/26/2016 4:49:00 AM	3.8	38.9
01/26/2016 4:50:00 AM	3.7	40.2
01/26/2016 4:53:00 AM	4.3	42.8
01/26/2016 4:55:00 AM	4.0	40.6
01/26/2016 10:01:00 PM	5.1	44.6
01/26/2016 10:03:00 PM	3.9	42.8
01/26/2016 10:04:00 PM	4.2	41.4
01/26/2016 10:07:00 PM	3.9	43.4
01/26/2016 10:08:00 PM	4.7	43.0
01/26/2016 10:09:00 PM	4.1	41.9
01/26/2016 10:10:00 PM	4.6	42.6
01/26/2016 10:13:00 PM	3.7	41.4
01/26/2016 10:14:00 PM	3.8	42.6
01/26/2016 10:16:00 PM	3.8	46.1
01/26/2016 10:17:00 PM	4.2	42.5
01/26/2016 10:18:00 PM	3.6	40.5
01/26/2016 10:19:00 PM	4.2	42.1
01/26/2016 10:20:00 PM	4.6	43.6
01/26/2016 10:24:00 PM	4.1	43.0

01/26/2016 10:29:00 PM	3.6	40.9
01/26/2016 10:31:00 PM	3.8	40.2
01/26/2016 10:32:00 PM	4.3	42.1
01/26/2016 10:33:00 PM	3.8	40.9
01/26/2016 10:35:00 PM	4.3	41.0
01/26/2016 10:36:00 PM	3.8	43.3
01/26/2016 10:38:00 PM	5.1	45.7
01/26/2016 10:39:00 PM	3.9	42.4
01/26/2016 10:42:00 PM	3.6	39.5
01/26/2016 10:44:00 PM	4.2	39.6
01/26/2016 10:45:00 PM	4.0	40.5
01/26/2016 10:47:00 PM	4.9	42.3
01/26/2016 10:48:00 PM	4.0	39.6
01/26/2016 10:50:00 PM	4.9	42.5
01/26/2016 10:51:00 PM	5.7	53.0
01/26/2016 10:52:00 PM	5.3	43.5
01/26/2016 10:53:00 PM	4.4	41.1
01/26/2016 10:54:00 PM	4.3	40.8
01/26/2016 10:56:00 PM	5.5	47.8
01/26/2016 10:57:00 PM	6.2	51.6
01/26/2016 10:58:00 PM	5.9	48.2
01/26/2016 10:59:00 PM	6.8	53.2
01/26/2016 11:01:00 PM	6.1	50.3
01/26/2016 11:03:00 PM	5.8	45.4
01/26/2016 11:04:00 PM	4.0	42.0
01/26/2016 11:05:00 PM	4.3	41.4
01/26/2016 11:09:00 PM	4.0	40.3
01/26/2016 11:10:00 PM	3.6	39.6
01/26/2016 11:11:00 PM	3.9	40.7
01/26/2016 11:12:00 PM	3.8	39.0
01/26/2016 11:14:00 PM	4.0	38.9
01/26/2016 11:15:00 PM	3.6	37.7
01/26/2016 11:16:00 PM	4.5	42.0
01/26/2016 11:18:00 PM	4.8	44.5
01/26/2016 11:19:00 PM	4.6	39.6
01/26/2016 11:20:00 PM	5.2	44.7
01/26/2016 11:22:00 PM	3.6	37.0
01/26/2016 11:23:00 PM	3.9	38.6
01/26/2016 11:24:00 PM	4.9	43.4
01/26/2016 11:25:00 PM	4.4	45.5
01/26/2016 11:26:00 PM	3.7	38.7
01/26/2016 11:28:00 PM	4.6	44.6
01/26/2016 11:29:00 PM	3.7	37.6
01/26/2016 11:31:00 PM	5.1	46.5
01/26/2016 11:33:00 PM	4.8	41.4
01/26/2016 11:34:00 PM	3.9	41.4
01/26/2016 11:35:00 PM	4.4	42.1
01/26/2016 11:38:00 PM	4.8	42.5
01/26/2016 11:39:00 PM	4.8	42.0
01/26/2016 11:40:00 PM	4.4	42.2
01/26/2016 11:41:00 PM	4.4	41.7
01/26/2016 11:43:00 PM	4.2	40.7
01/26/2016 11:44:00 PM	4.4	41.3
01/26/2016 11:49:00 PM	4.9	43.7
01/26/2016 11:51:00 PM	4.7	42.5

01/26/2016 11:52:00 PM	4.5	43.0
01/26/2016 11:53:00 PM	5.5	46.4
01/26/2016 11:55:00 PM	4.7	43.3
01/26/2016 11:57:00 PM	6.6	51.6
01/26/2016 11:59:00 PM	6.4	49.7
01/27/2016 12:01:00 AM	6.2	49.7
01/27/2016 12:05:00 AM	4.8	46.4
01/27/2016 12:06:00 AM	4.7	45.9
01/27/2016 12:07:00 AM	5.2	44.2
01/27/2016 12:08:00 AM	5.6	45.7
01/27/2016 12:09:00 AM	4.7	44.5
01/27/2016 12:10:00 AM	4.8	42.7
01/27/2016 12:14:00 AM	6.4	53.4
01/27/2016 12:19:00 AM	5.6	47.7
01/27/2016 12:21:00 AM	4.3	40.3
01/27/2016 12:22:00 AM	3.9	38.2
01/27/2016 12:23:00 AM	4.7	43.5
01/27/2016 12:24:00 AM	6.2	48.8
01/27/2016 12:26:00 AM	5.6	50.0
01/27/2016 12:27:00 AM	4.2	42.2
01/27/2016 12:30:00 AM	5.3	44.9
01/27/2016 12:31:00 AM	4.4	41.8
01/27/2016 12:40:00 AM	3.7	40.1
01/27/2016 12:41:00 AM	4.1	41.9
01/27/2016 10:04:00 PM	7.4	52.1
01/27/2016 10:15:00 PM	7.2	50.0
01/27/2016 10:20:00 PM	6.7	49.3
01/27/2016 10:45:00 PM	7.1	49.9
01/27/2016 10:49:00 PM	6.5	45.3
01/27/2016 10:50:00 PM	7.5	49.8
01/27/2016 10:54:00 PM	6.4	43.6
01/27/2016 10:57:00 PM	5.6	45.2
01/27/2016 11:00:00 PM	5.5	46.3
01/27/2016 11:03:00 PM	6.9	45.9
01/27/2016 11:08:00 PM	7.3	48.5
01/27/2016 11:10:00 PM	4.6	42.1
01/27/2016 11:14:00 PM	5.2	45.5
01/27/2016 11:16:00 PM	5.2	42.5
01/27/2016 11:18:00 PM	5.2	41.0
01/27/2016 11:23:00 PM	5.3	44.4
01/27/2016 11:25:00 PM	4.9	43.1
01/27/2016 11:31:00 PM	6.4	45.0
01/27/2016 11:36:00 PM	4.2	41.9
01/27/2016 11:43:00 PM	5.8	46.7
01/27/2016 11:46:00 PM	3.8	44.0
01/27/2016 11:52:00 PM	4.9	46.2
01/27/2016 11:53:00 PM	4.1	44.3
01/27/2016 11:54:00 PM	4.8	43.0
01/27/2016 11:55:00 PM	4.3	43.6
01/28/2016 12:01:00 AM	5.4	43.5
01/28/2016 12:02:00 AM	5.3	45.2
01/28/2016 12:07:00 AM	5.9	45.9
01/28/2016 12:15:00 AM	4.3	43.4
01/28/2016 12:19:00 AM	5.5	48.0
01/28/2016 12:26:00 AM	6.2	47.4

01/28/2016 12:28:00 AM	6.7	48.2
01/28/2016 12:31:00 AM	5.2	42.4
01/28/2016 12:33:00 AM	4.4	41.3
01/28/2016 12:37:00 AM	5.4	46.0
01/28/2016 12:42:00 AM	6.5	47.9
01/28/2016 12:44:00 AM	5.5	42.1
01/28/2016 12:47:00 AM	5.3	45.5
01/28/2016 12:49:00 AM	5.3	46.2
01/28/2016 12:51:00 AM	5.3	43.9
01/28/2016 12:52:00 AM	6.2	45.3
01/28/2016 1:05:00 AM	7.5	48.5
01/28/2016 1:07:00 AM	6.1	44.9
01/28/2016 1:09:00 AM	5.7	44.9
01/28/2016 1:10:00 AM	5.7	45.3
01/28/2016 1:11:00 AM	5.7	45.3
01/28/2016 1:12:00 AM	5.7	44.2
01/28/2016 1:16:00 AM	6.4	47.8
01/28/2016 1:18:00 AM	6.6	47.3
01/28/2016 1:19:00 AM	5.9	47.4
01/28/2016 1:20:00 AM	5.1	43.7
01/28/2016 1:24:00 AM	5.3	44.9
01/28/2016 1:25:00 AM	5.9	44.4
01/28/2016 1:26:00 AM	5.7	45.6
01/28/2016 1:29:00 AM	4.5	44.7
01/28/2016 1:30:00 AM	5.9	45.1
01/28/2016 1:31:00 AM	5.1	46.8
01/28/2016 1:32:00 AM	6.2	46.5
01/28/2016 1:35:00 AM	6.2	46.7
01/28/2016 1:37:00 AM	6.6	49.4
01/28/2016 1:38:00 AM	5.5	42.5
01/28/2016 1:44:00 AM	4.9	42.2
01/28/2016 1:46:00 AM	4.1	43.0
01/28/2016 1:47:00 AM	4.6	41.6
01/28/2016 1:51:00 AM	5.5	44.7
01/28/2016 1:56:00 AM	6.5	46.7
01/28/2016 1:57:00 AM	6.2	47.3
01/28/2016 2:04:00 AM	7.4	46.1
01/28/2016 2:05:00 AM	5.7	47.0
01/28/2016 2:06:00 AM	5.9	44.6
01/28/2016 2:08:00 AM	6.8	48.6
01/28/2016 2:09:00 AM	6.0	46.3
01/28/2016 2:11:00 AM	5.9	44.3
01/28/2016 2:17:00 AM	6.1	44.8
01/28/2016 2:22:00 AM	6.1	45.7
01/28/2016 2:23:00 AM	7.1	47.5
01/28/2016 2:27:00 AM	5.0	42.8
01/28/2016 2:28:00 AM	6.7	46.6
01/28/2016 2:29:00 AM	6.0	46.9
01/28/2016 2:36:00 AM	4.4	40.5
01/28/2016 2:39:00 AM	4.1	43.8
01/28/2016 2:41:00 AM	4.5	44.5
01/28/2016 2:43:00 AM	4.3	44.6
01/28/2016 2:44:00 AM	4.3	44.0
01/28/2016 2:52:00 AM	3.8	45.2
01/28/2016 3:04:00 AM	3.9	44.3

01/28/2016 3:05:00 AM	3.6	43.6
01/28/2016 3:16:00 AM	4.6	44.9
01/28/2016 3:21:00 AM	4.0	46.4
01/28/2016 3:25:00 AM	3.5	43.6
01/28/2016 3:26:00 AM	3.7	42.8
01/28/2016 3:27:00 AM	3.9	43.8
01/28/2016 3:36:00 AM	3.6	44.1
01/28/2016 3:41:00 AM	4.0	41.9
01/28/2016 3:47:00 AM	5.1	41.7
01/28/2016 3:50:00 AM	4.0	44.6
01/28/2016 3:56:00 AM	4.5	41.5
01/28/2016 3:58:00 AM	4.5	41.8
01/28/2016 4:00:00 AM	4.0	40.8
01/28/2016 4:07:00 AM	4.9	43.4
01/28/2016 4:10:00 AM	4.7	42.1
01/28/2016 4:12:00 AM	3.9	41.7
01/28/2016 4:13:00 AM	4.6	40.0
01/28/2016 4:14:00 AM	4.4	40.7
01/28/2016 4:16:00 AM	4.5	40.0
01/28/2016 4:17:00 AM	5.2	43.8
01/28/2016 4:18:00 AM	4.1	42.3
01/28/2016 4:26:00 AM	4.1	41.2
01/28/2016 4:32:00 AM	3.9	43.7
01/28/2016 4:39:00 AM	5.1	42.6
01/28/2016 4:42:00 AM	3.8	41.9
01/28/2016 4:43:00 AM	3.6	41.5
01/28/2016 4:47:00 AM	3.6	41.1
01/28/2016 4:53:00 AM	3.9	40.5
01/28/2016 4:55:00 AM	3.9	42.1
01/28/2016 4:58:00 AM	3.6	42.8
01/30/2016 12:47:00 AM	3.7	34.7
01/30/2016 12:48:00 AM	3.9	36.6
01/30/2016 12:49:00 AM	3.8	37.0
01/30/2016 12:50:00 AM	3.9	36.7
01/30/2016 12:51:00 AM	4.2	39.3
01/30/2016 12:52:00 AM	4.2	38.4
01/30/2016 12:53:00 AM	4.0	37.7
01/30/2016 12:54:00 AM	4.1	39.0
01/30/2016 12:55:00 AM	3.8	37.8
01/30/2016 3:18:00 AM	3.7	37.8
01/31/2016 10:39:00 PM	6.4	52.3
01/31/2016 10:41:00 PM	6.2	50.6
01/31/2016 10:46:00 PM	5.2	48.7
01/31/2016 10:50:00 PM	4.8	43.9
02/02/2016 10:37:00 PM	6.6	53.6
02/02/2016 10:52:00 PM	6.7	47.8
02/03/2016 12:58:00 AM	7.5	53.2
02/03/2016 1:03:00 AM	6.2	48.9
02/03/2016 1:06:00 AM	6.6	49.3
02/03/2016 1:07:00 AM	7.0	51.8
02/03/2016 1:19:00 AM	5.6	48.4
02/03/2016 1:21:00 AM	4.9	46.7
02/03/2016 1:35:00 AM	6.6	51.1
02/03/2016 1:36:00 AM	7.1	51.4
02/03/2016 1:47:00 AM	7.1	50.4

02/03/2016 1:48:00 AM	7.1	52.3
02/03/2016 2:08:00 AM	5.0	48.9
02/03/2016 2:19:00 AM	4.5	45.5
02/03/2016 2:22:00 AM	6.3	52.0
02/03/2016 2:24:00 AM	5.4	49.7
02/03/2016 2:28:00 AM	5.9	48.6
02/03/2016 2:30:00 AM	5.5	47.3
02/03/2016 2:37:00 AM	6.4	50.6
02/03/2016 2:41:00 AM	6.8	49.8
02/03/2016 2:42:00 AM	5.1	48.3
02/03/2016 2:46:00 AM	4.4	46.8
02/03/2016 3:11:00 AM	4.2	47.1
02/03/2016 3:12:00 AM	3.7	45.1
02/03/2016 3:29:00 AM	3.6	47.4
02/03/2016 3:39:00 AM	3.5	44.8
03/30/2016 10:03:00 PM	4.7	42.2
03/30/2016 10:04:00 PM	3.7	42.0
03/30/2016 11:33:00 PM	4.3	43.4
03/30/2016 11:34:00 PM	3.5	43.7
03/30/2016 11:35:00 PM	3.5	42.9
03/30/2016 11:37:00 PM	4.1	43.1
03/30/2016 11:39:00 PM	5.4	47.7
03/30/2016 11:42:00 PM	5.0	44.0
03/30/2016 11:44:00 PM	4.7	44.2
03/30/2016 11:46:00 PM	4.8	42.5
03/30/2016 11:53:00 PM	4.4	41.9
03/30/2016 11:54:00 PM	4.1	41.8
03/30/2016 11:56:00 PM	4.3	45.1
03/30/2016 11:58:00 PM	4.0	45.9
03/31/2016 12:00:00 AM	4.6	48.9
03/31/2016 12:03:00 AM	4.0	44.0
03/31/2016 12:04:00 AM	4.6	43.0
03/31/2016 12:07:00 AM	4.9	42.7
03/31/2016 12:09:00 AM	4.7	43.7
03/31/2016 12:12:00 AM	4.7	45.3
03/31/2016 12:15:00 AM	5.5	43.3
03/31/2016 12:19:00 AM	5.6	45.3
03/31/2016 12:20:00 AM	5.1	43.8
03/31/2016 12:22:00 AM	4.6	43.7
03/31/2016 12:23:00 AM	6.0	44.8
03/31/2016 12:26:00 AM	5.3	47.4
03/31/2016 12:29:00 AM	5.5	48.2
03/31/2016 12:30:00 AM	5.1	43.8
03/31/2016 12:32:00 AM	5.9	47.3
03/31/2016 12:33:00 AM	5.6	46.3
03/31/2016 12:36:00 AM	5.4	42.7
03/31/2016 12:37:00 AM	5.3	43.6
03/31/2016 12:38:00 AM	5.4	44.6
03/31/2016 12:39:00 AM	6.2	45.9
03/31/2016 12:42:00 AM	5.1	43.9
03/31/2016 12:45:00 AM	5.1	44.1
03/31/2016 12:47:00 AM	4.9	43.2
03/31/2016 12:48:00 AM	5.0	42.6
03/31/2016 12:49:00 AM	4.7	43.0
03/31/2016 12:50:00 AM	5.6	43.0

03/31/2016 12:51:00 AM	5.3	44.4
03/31/2016 12:52:00 AM	4.7	43.1
03/31/2016 12:53:00 AM	5.5	42.2
03/31/2016 12:54:00 AM	4.7	43.6
03/31/2016 12:56:00 AM	5.8	43.6
03/31/2016 12:57:00 AM	4.9	44.2
03/31/2016 12:58:00 AM	5.2	44.4
03/31/2016 1:00:00 AM	5.1	43.4
03/31/2016 1:01:00 AM	4.5	42.0
03/31/2016 1:06:00 AM	4.8	45.2
03/31/2016 10:00:00 PM	5.2	43.3
03/31/2016 10:03:00 PM	5.9	43.2
03/31/2016 10:04:00 PM	5.3	46.0
03/31/2016 10:06:00 PM	4.4	42.9
03/31/2016 10:07:00 PM	4.9	41.6
03/31/2016 10:10:00 PM	6.1	43.3
03/31/2016 10:11:00 PM	5.6	44.5
03/31/2016 10:12:00 PM	5.2	43.4
03/31/2016 10:13:00 PM	7.0	46.9
03/31/2016 10:14:00 PM	6.2	45.7
03/31/2016 10:15:00 PM	6.2	46.8
03/31/2016 10:16:00 PM	5.6	45.0
03/31/2016 10:17:00 PM	5.7	44.1
03/31/2016 10:18:00 PM	5.4	44.3
03/31/2016 10:19:00 PM	4.6	42.5
03/31/2016 10:22:00 PM	5.6	45.5
03/31/2016 10:23:00 PM	6.6	44.8
03/31/2016 10:24:00 PM	5.4	44.8
03/31/2016 10:25:00 PM	5.0	42.9
03/31/2016 10:26:00 PM	5.2	43.3
03/31/2016 10:28:00 PM	5.9	45.2
03/31/2016 10:29:00 PM	5.8	44.2
03/31/2016 10:30:00 PM	6.0	43.6
03/31/2016 10:32:00 PM	5.1	45.1
03/31/2016 10:33:00 PM	4.8	42.8
03/31/2016 10:35:00 PM	5.2	43.4
03/31/2016 10:36:00 PM	5.1	42.2
03/31/2016 10:37:00 PM	4.9	41.4
03/31/2016 10:39:00 PM	5.9	44.7
03/31/2016 10:40:00 PM	5.8	44.3
03/31/2016 10:41:00 PM	5.8	44.5
03/31/2016 10:43:00 PM	5.8	48.7
03/31/2016 10:44:00 PM	6.0	44.5
03/31/2016 10:46:00 PM	6.0	48.0
03/31/2016 10:48:00 PM	5.8	50.2
03/31/2016 10:51:00 PM	5.2	47.5
03/31/2016 10:53:00 PM	6.1	46.4
03/31/2016 10:54:00 PM	5.1	47.1
03/31/2016 10:55:00 PM	5.0	42.1
03/31/2016 10:56:00 PM	4.2	43.3
03/31/2016 10:57:00 PM	5.3	41.5
03/31/2016 10:58:00 PM	6.0	45.1
03/31/2016 10:59:00 PM	5.5	44.6
03/31/2016 11:00:00 PM	4.9	42.4
03/31/2016 11:01:00 PM	5.2	45.0

03/31/2016 11:03:00 PM	5.0	44.5
03/31/2016 11:04:00 PM	5.1	42.5
03/31/2016 11:05:00 PM	5.5	43.8
03/31/2016 11:06:00 PM	5.0	43.3
03/31/2016 11:07:00 PM	5.2	45.4
03/31/2016 11:08:00 PM	5.0	42.3
03/31/2016 11:09:00 PM	4.9	43.0
03/31/2016 11:11:00 PM	4.5	43.3
03/31/2016 11:13:00 PM	4.5	42.3
03/31/2016 11:16:00 PM	4.9	44.2
03/31/2016 11:17:00 PM	5.1	44.1
03/31/2016 11:18:00 PM	3.8	42.1
03/31/2016 11:19:00 PM	3.6	40.7
03/31/2016 11:20:00 PM	3.7	41.5
03/31/2016 11:21:00 PM	4.5	41.3
03/31/2016 11:22:00 PM	4.1	41.5
03/31/2016 11:23:00 PM	4.4	41.8
03/31/2016 11:25:00 PM	4.8	44.4
03/31/2016 11:26:00 PM	4.7	43.0
03/31/2016 11:27:00 PM	4.0	42.1
03/31/2016 11:30:00 PM	3.6	42.0
03/31/2016 11:31:00 PM	4.6	41.0
03/31/2016 11:32:00 PM	4.8	42.6
03/31/2016 11:33:00 PM	4.1	41.8
03/31/2016 11:34:00 PM	5.4	43.5
03/31/2016 11:35:00 PM	5.7	43.2
03/31/2016 11:36:00 PM	6.0	45.4
03/31/2016 11:40:00 PM	5.4	47.1
03/31/2016 11:41:00 PM	4.4	42.8
03/31/2016 11:42:00 PM	5.6	45.4
03/31/2016 11:43:00 PM	4.9	43.4
03/31/2016 11:44:00 PM	4.2	42.3
03/31/2016 11:45:00 PM	4.9	43.3
03/31/2016 11:46:00 PM	4.4	45.6
03/31/2016 11:47:00 PM	5.0	42.8
03/31/2016 11:48:00 PM	4.0	43.8
03/31/2016 11:49:00 PM	3.7	41.5
03/31/2016 11:50:00 PM	4.4	41.2
03/31/2016 11:51:00 PM	4.6	42.5
03/31/2016 11:52:00 PM	4.5	43.6
03/31/2016 11:53:00 PM	5.1	42.3
03/31/2016 11:54:00 PM	4.9	44.9
03/31/2016 11:55:00 PM	3.9	42.0
03/31/2016 11:57:00 PM	4.3	41.0
03/31/2016 11:58:00 PM	5.9	41.8
03/31/2016 11:59:00 PM	5.6	46.6
04/01/2016 12:00:00 AM	5.3	44.1
04/01/2016 12:02:00 AM	4.2	42.2
04/01/2016 12:03:00 AM	4.3	41.2
04/01/2016 12:04:00 AM	4.4	41.1
04/01/2016 12:07:00 AM	3.6	40.2
04/01/2016 12:11:00 AM	3.6	40.2
04/01/2016 12:34:00 AM	3.5	40.4
04/01/2016 1:04:00 AM	3.6	41.0
04/01/2016 1:05:00 AM	4.0	40.0

04/01/2016 1:06:00 AM	3.5	40.2
04/01/2016 1:08:00 AM	3.6	40.2
04/01/2016 1:12:00 AM	3.8	40.2
04/01/2016 1:13:00 AM	3.6	40.3
04/01/2016 1:15:00 AM	3.6	40.1
04/01/2016 1:16:00 AM	3.8	40.1
04/01/2016 1:18:00 AM	3.7	40.5
04/01/2016 1:20:00 AM	3.5	40.4
04/01/2016 1:21:00 AM	3.6	40.3
04/01/2016 1:23:00 AM	3.6	40.1
04/01/2016 1:38:00 AM	3.6	40.8
04/01/2016 1:40:00 AM	3.8	42.5
04/01/2016 1:47:00 AM	4.0	40.8
04/01/2016 1:48:00 AM	3.8	41.8
04/01/2016 1:49:00 AM	3.9	41.6
04/01/2016 1:50:00 AM	3.8	41.5
04/01/2016 1:52:00 AM	4.2	42.7
04/01/2016 1:53:00 AM	4.2	40.6
04/01/2016 1:54:00 AM	4.1	41.6
04/01/2016 1:55:00 AM	3.7	40.6
04/01/2016 1:56:00 AM	3.7	40.9
04/01/2016 1:58:00 AM	3.8	40.8
04/01/2016 1:59:00 AM	4.2	41.6
04/01/2016 2:00:00 AM	4.0	40.5
04/01/2016 2:01:00 AM	4.4	40.7
04/01/2016 2:02:00 AM	4.1	41.4
04/01/2016 2:03:00 AM	4.9	41.3
04/01/2016 2:04:00 AM	4.6	43.3
04/01/2016 2:06:00 AM	3.7	40.9
04/01/2016 2:07:00 AM	3.9	41.0
04/01/2016 2:09:00 AM	4.6	42.2
04/01/2016 2:11:00 AM	4.3	41.7
04/01/2016 2:12:00 AM	4.7	43.7
04/01/2016 2:14:00 AM	4.1	41.6
04/01/2016 2:16:00 AM	5.0	45.3
04/01/2016 2:17:00 AM	4.4	44.2
04/01/2016 2:22:00 AM	6.1	49.7
04/01/2016 2:23:00 AM	6.6	49.3
04/01/2016 2:24:00 AM	5.1	46.8
04/01/2016 2:30:00 AM	4.4	43.2
04/01/2016 2:31:00 AM	4.4	42.2
04/01/2016 2:32:00 AM	5.1	46.2
04/01/2016 2:33:00 AM	4.2	43.3
04/01/2016 2:34:00 AM	4.9	42.0
04/01/2016 2:35:00 AM	4.6	42.8
04/01/2016 2:36:00 AM	4.1	41.3
04/01/2016 2:37:00 AM	4.2	41.6
04/01/2016 2:38:00 AM	4.1	42.1
04/01/2016 2:41:00 AM	4.0	41.6
04/01/2016 2:42:00 AM	4.1	41.3
04/01/2016 3:15:00 AM	4.0	42.3
04/02/2016 2:36:00 AM	5.7	47.3
04/02/2016 3:03:00 AM	7.0	52.9
04/02/2016 3:15:00 AM	6.9	51.8
04/02/2016 3:43:00 AM	5.2	42.0

04/02/2016 3:44:00 AM	5.4	47.0
04/02/2016 3:48:00 AM	5.7	44.8
04/02/2016 3:49:00 AM	5.4	49.4
04/02/2016 3:54:00 AM	4.7	42.6
04/02/2016 4:12:00 AM	5.3	45.2
04/02/2016 4:19:00 AM	3.7	40.8
04/02/2016 4:20:00 AM	3.7	40.3
04/03/2016 10:00:00 PM	7.2	50.8
04/03/2016 10:01:00 PM	6.7	49.1
04/03/2016 10:02:00 PM	6.1	45.9
04/03/2016 10:03:00 PM	6.7	48.2
04/03/2016 10:04:00 PM	5.6	44.4
04/03/2016 10:05:00 PM	6.4	50.3
04/03/2016 10:06:00 PM	6.6	47.2
04/03/2016 10:07:00 PM	6.7	48.9
04/03/2016 10:08:00 PM	6.4	47.7
04/03/2016 10:09:00 PM	6.8	48.9
04/03/2016 10:10:00 PM	6.8	49.1
04/03/2016 10:11:00 PM	6.1	48.0
04/03/2016 10:12:00 PM	7.1	49.8
04/03/2016 10:13:00 PM	7.1	49.6
04/03/2016 10:14:00 PM	6.7	47.3
04/03/2016 10:15:00 PM	6.9	48.0
04/03/2016 10:16:00 PM	5.8	46.1
04/03/2016 10:17:00 PM	6.5	48.5
04/03/2016 10:18:00 PM	5.7	45.5
04/03/2016 10:19:00 PM	6.0	50.3
04/03/2016 10:20:00 PM	6.7	51.2
04/03/2016 10:21:00 PM	5.7	44.9
04/03/2016 10:22:00 PM	5.6	44.3
04/03/2016 10:23:00 PM	5.4	44.7
04/03/2016 10:24:00 PM	6.9	49.2
04/03/2016 10:25:00 PM	6.5	49.2
04/03/2016 10:26:00 PM	6.4	47.6
04/03/2016 10:28:00 PM	5.7	44.4
04/03/2016 10:29:00 PM	5.9	47.8
04/03/2016 10:30:00 PM	6.3	47.8
04/03/2016 10:31:00 PM	5.8	45.8
04/03/2016 10:32:00 PM	6.1	44.7
04/03/2016 10:33:00 PM	5.2	47.1
04/03/2016 10:34:00 PM	5.0	44.0
04/03/2016 10:35:00 PM	5.2	43.8
04/03/2016 10:36:00 PM	6.0	46.2
04/03/2016 10:37:00 PM	4.7	42.3
04/03/2016 10:38:00 PM	5.5	43.8
04/03/2016 10:39:00 PM	5.0	43.3
04/03/2016 10:40:00 PM	5.6	44.5
04/03/2016 10:41:00 PM	6.2	47.0
04/03/2016 10:42:00 PM	5.7	45.1
04/03/2016 10:43:00 PM	5.6	43.5
04/03/2016 10:44:00 PM	5.8	47.0
04/03/2016 10:46:00 PM	6.2	46.3
04/03/2016 10:47:00 PM	6.2	46.0
04/03/2016 10:48:00 PM	5.8	45.6
04/03/2016 10:49:00 PM	5.8	44.3

04/03/2016 10:50:00 PM	5.6	44.6
04/03/2016 10:51:00 PM	6.0	45.9
04/03/2016 10:52:00 PM	5.6	44.0
04/03/2016 10:53:00 PM	6.8	46.8
04/03/2016 10:54:00 PM	6.1	44.9
04/03/2016 10:55:00 PM	5.5	46.1
04/03/2016 10:56:00 PM	6.0	48.3
04/03/2016 10:57:00 PM	6.6	50.3
04/03/2016 10:58:00 PM	6.1	48.4
04/03/2016 10:59:00 PM	5.1	45.7
04/03/2016 11:00:00 PM	5.9	46.6
04/03/2016 11:01:00 PM	6.1	48.8
04/03/2016 11:02:00 PM	6.1	46.9
04/03/2016 11:03:00 PM	5.8	47.6
04/03/2016 11:04:00 PM	7.0	48.8
04/03/2016 11:05:00 PM	6.7	50.5
04/03/2016 11:06:00 PM	5.8	46.6
04/03/2016 11:07:00 PM	6.3	49.1
04/03/2016 11:08:00 PM	6.0	46.4
04/03/2016 11:09:00 PM	6.0	49.4
04/03/2016 11:10:00 PM	6.5	49.8
04/03/2016 11:11:00 PM	5.7	45.3
04/03/2016 11:12:00 PM	5.9	47.0
04/03/2016 11:13:00 PM	6.7	49.5
04/03/2016 11:15:00 PM	6.8	52.0
04/03/2016 11:17:00 PM	6.8	50.4
04/03/2016 11:18:00 PM	6.1	50.1
04/03/2016 11:19:00 PM	7.2	50.9
04/03/2016 11:20:00 PM	6.1	48.0
04/03/2016 11:21:00 PM	6.4	51.9
04/03/2016 11:22:00 PM	6.7	51.2
04/03/2016 11:23:00 PM	6.5	50.5
04/03/2016 11:24:00 PM	6.9	51.8
04/04/2016 12:51:00 AM	5.6	44.2
04/04/2016 12:52:00 AM	4.8	42.5
04/04/2016 12:53:00 AM	3.6	39.5
04/04/2016 12:54:00 AM	4.2	40.4
04/04/2016 12:55:00 AM	4.9	42.1
04/04/2016 12:56:00 AM	4.7	42.0
04/04/2016 12:57:00 AM	4.2	40.2
04/04/2016 12:58:00 AM	4.3	40.4
04/04/2016 12:59:00 AM	3.7	39.7
04/04/2016 1:00:00 AM	4.4	40.1
04/04/2016 1:01:00 AM	4.1	39.9
04/04/2016 1:02:00 AM	4.4	40.2
04/04/2016 1:03:00 AM	4.1	40.8
04/04/2016 1:04:00 AM	5.5	43.9
04/04/2016 1:05:00 AM	4.6	41.4
04/04/2016 1:06:00 AM	4.5	41.0
04/04/2016 1:07:00 AM	3.9	39.8
04/04/2016 1:08:00 AM	4.2	40.3
04/04/2016 1:09:00 AM	5.0	41.7
04/04/2016 1:10:00 AM	3.9	39.8
04/04/2016 1:11:00 AM	4.2	40.4
04/04/2016 1:12:00 AM	4.6	40.6

04/04/2016 1:13:00 AM	4.4	40.0
04/04/2016 1:14:00 AM	4.1	40.4
04/04/2016 1:15:00 AM	3.5	40.0
04/04/2016 1:16:00 AM	4.2	41.0
04/04/2016 1:17:00 AM	4.0	41.0
04/04/2016 1:19:00 AM	4.2	41.4
04/04/2016 1:20:00 AM	5.0	42.6
04/04/2016 1:21:00 AM	4.4	41.3
04/04/2016 1:22:00 AM	4.2	40.5
04/04/2016 1:23:00 AM	3.8	40.0
04/04/2016 1:24:00 AM	4.4	41.4
04/04/2016 1:25:00 AM	5.0	43.7
04/04/2016 1:26:00 AM	4.9	45.0
04/04/2016 1:27:00 AM	5.7	45.8
04/04/2016 1:28:00 AM	5.2	44.1
04/04/2016 1:29:00 AM	4.5	40.4
04/04/2016 1:30:00 AM	5.6	45.2
04/04/2016 1:31:00 AM	4.3	40.8
04/04/2016 1:32:00 AM	4.8	42.1
04/04/2016 1:33:00 AM	4.6	40.7
04/04/2016 1:34:00 AM	4.0	39.9
04/04/2016 1:35:00 AM	4.5	41.5
04/04/2016 1:36:00 AM	6.2	47.3
04/04/2016 1:37:00 AM	6.8	51.0
04/04/2016 1:38:00 AM	6.4	48.5
04/04/2016 1:39:00 AM	5.4	45.0
04/04/2016 1:40:00 AM	6.5	49.6
04/04/2016 1:41:00 AM	6.9	51.1
04/04/2016 1:42:00 AM	5.7	46.4
04/04/2016 1:43:00 AM	6.4	48.9
04/04/2016 1:44:00 AM	6.0	45.6
04/04/2016 1:45:00 AM	5.9	48.2
04/04/2016 1:46:00 AM	6.8	51.6
04/04/2016 1:47:00 AM	6.0	47.1
04/04/2016 1:48:00 AM	7.0	53.5
04/04/2016 1:49:00 AM	6.3	47.9
04/04/2016 1:50:00 AM	5.9	45.7
04/04/2016 1:51:00 AM	5.5	45.2
04/04/2016 1:52:00 AM	5.8	46.6
04/04/2016 1:54:00 AM	6.1	47.9
04/04/2016 1:55:00 AM	6.5	50.3
04/04/2016 1:56:00 AM	7.0	51.2
04/04/2016 1:57:00 AM	5.9	47.1
04/04/2016 1:58:00 AM	5.2	44.1
04/04/2016 1:59:00 AM	5.4	45.1
04/04/2016 2:00:00 AM	5.3	45.0
04/04/2016 2:01:00 AM	6.4	49.9
04/04/2016 2:02:00 AM	6.4	49.1
04/04/2016 2:03:00 AM	5.7	46.8
04/04/2016 2:05:00 AM	5.3	44.4
04/04/2016 2:06:00 AM	4.9	43.2
04/04/2016 2:07:00 AM	6.5	50.7
04/04/2016 2:08:00 AM	6.2	48.4
04/04/2016 2:09:00 AM	6.6	50.8
04/04/2016 2:12:00 AM	6.3	49.8

04/04/2016 2:13:00 AM	6.8	50.2
04/04/2016 2:14:00 AM	7.1	52.3
04/04/2016 2:15:00 AM	6.5	50.1
04/04/2016 2:16:00 AM	7.4	53.7
04/04/2016 2:21:00 AM	6.7	51.5
04/04/2016 2:24:00 AM	7.2	52.9
04/04/2016 2:25:00 AM	7.2	53.3
04/04/2016 2:27:00 AM	7.1	54.0
04/04/2016 2:28:00 AM	5.6	46.3
04/04/2016 2:33:00 AM	7.0	52.6
04/04/2016 2:43:00 AM	7.1	53.6
04/04/2016 2:44:00 AM	6.2	51.0
04/04/2016 2:47:00 AM	6.2	49.3
04/04/2016 2:49:00 AM	7.0	54.6
04/04/2016 2:50:00 AM	5.6	48.6
04/04/2016 2:53:00 AM	7.5	54.1
04/04/2016 2:54:00 AM	6.4	50.0
04/04/2016 2:55:00 AM	5.7	46.9
04/04/2016 2:56:00 AM	5.9	49.6
04/04/2016 3:00:00 AM	7.4	55.3
04/04/2016 3:01:00 AM	6.9	52.1
04/04/2016 3:02:00 AM	5.6	46.7
04/04/2016 3:03:00 AM	6.2	50.3
04/04/2016 3:05:00 AM	5.4	47.7
04/04/2016 3:06:00 AM	5.6	46.8
04/04/2016 3:07:00 AM	5.5	46.6
04/04/2016 3:08:00 AM	4.6	42.8
04/04/2016 3:09:00 AM	3.9	40.5
04/04/2016 3:10:00 AM	3.8	41.4
04/04/2016 3:12:00 AM	4.4	42.5
04/04/2016 3:13:00 AM	5.9	48.6
04/04/2016 3:14:00 AM	5.8	50.5
04/04/2016 3:15:00 AM	6.5	50.7
04/04/2016 3:17:00 AM	6.3	49.8
04/04/2016 3:18:00 AM	5.3	45.8
04/04/2016 3:20:00 AM	4.8	43.3
04/04/2016 3:22:00 AM	7.3	55.0
04/04/2016 3:24:00 AM	4.5	43.2
04/04/2016 3:26:00 AM	7.1	54.7
04/04/2016 3:27:00 AM	7.5	54.8
04/04/2016 3:28:00 AM	6.6	52.8
04/04/2016 3:29:00 AM	4.4	43.3
04/04/2016 3:30:00 AM	3.8	42.0
04/04/2016 3:31:00 AM	6.3	49.1
04/04/2016 3:32:00 AM	5.9	51.0
04/04/2016 3:33:00 AM	6.2	50.7
04/04/2016 3:34:00 AM	6.0	50.4
04/04/2016 3:37:00 AM	5.9	49.8
04/04/2016 3:39:00 AM	7.4	53.7
04/04/2016 3:40:00 AM	6.9	52.8
04/04/2016 3:43:00 AM	6.4	51.8
04/04/2016 3:44:00 AM	6.4	51.4
04/04/2016 3:45:00 AM	6.1	47.6
04/04/2016 3:46:00 AM	5.9	50.1
04/04/2016 3:47:00 AM	7.5	56.9

04/04/2016 3:54:00 AM	6.6	52.5
04/04/2016 3:56:00 AM	7.4	56.5
04/04/2016 4:00:00 AM	7.2	55.2
04/04/2016 4:02:00 AM	7.3	56.4
04/04/2016 4:03:00 AM	7.0	53.5
04/04/2016 4:12:00 AM	6.8	53.1
04/04/2016 4:13:00 AM	6.8	51.7
04/04/2016 4:16:00 AM	7.5	56.3
04/04/2016 4:30:00 AM	7.1	55.1
04/04/2016 4:34:00 AM	7.3	56.5
04/04/2016 4:35:00 AM	6.3	48.5
04/04/2016 4:36:00 AM	6.3	50.0
04/04/2016 4:37:00 AM	6.2	49.6
04/04/2016 4:38:00 AM	6.2	51.2
04/04/2016 4:39:00 AM	6.1	50.4
04/04/2016 4:40:00 AM	6.1	48.9
04/04/2016 4:42:00 AM	7.2	54.6
04/04/2016 4:43:00 AM	6.1	49.4
04/04/2016 4:44:00 AM	6.0	50.0
04/04/2016 4:45:00 AM	4.7	49.5
04/04/2016 4:46:00 AM	5.5	47.2
04/04/2016 4:50:00 AM	5.5	47.0
04/04/2016 4:53:00 AM	6.6	50.8
04/04/2016 4:55:00 AM	5.3	44.9
04/04/2016 4:56:00 AM	5.0	47.1
04/04/2016 4:57:00 AM	5.8	47.7
04/04/2016 4:58:00 AM	6.2	50.8
04/04/2016 4:59:00 AM	5.5	46.3
04/04/2016 10:16:00 PM	4.1	41.7
04/04/2016 10:17:00 PM	3.9	40.8
04/04/2016 10:19:00 PM	3.5	39.8
04/04/2016 11:20:00 PM	3.9	40.2
04/04/2016 11:21:00 PM	3.5	39.5
04/04/2016 11:41:00 PM	3.7	39.5
04/04/2016 11:44:00 PM	3.5	39.7
04/04/2016 11:45:00 PM	3.7	39.8
04/05/2016 12:10:00 AM	3.5	39.6
04/05/2016 12:42:00 AM	4.3	41.5
04/05/2016 12:43:00 AM	3.7	39.7
04/05/2016 12:44:00 AM	3.9	40.9
04/06/2016 2:12:00 AM	3.7	39.7
04/06/2016 2:18:00 AM	3.7	40.1
04/06/2016 2:20:00 AM	3.6	39.5
04/06/2016 2:21:00 AM	3.8	39.4
04/06/2016 2:22:00 AM	3.5	39.2
04/06/2016 2:26:00 AM	3.8	40.1
04/06/2016 2:30:00 AM	3.6	39.4
04/06/2016 2:31:00 AM	4.1	39.9
04/06/2016 2:35:00 AM	3.7	39.7
04/06/2016 2:36:00 AM	3.8	40.5
04/06/2016 2:37:00 AM	3.8	40.0
04/06/2016 2:39:00 AM	3.6	40.0
04/06/2016 2:41:00 AM	3.7	39.8
04/06/2016 2:43:00 AM	4.6	40.4
04/06/2016 2:45:00 AM	4.2	40.2

04/06/2016 2:46:00 AM	3.7	39.7
04/06/2016 2:47:00 AM	3.8	39.4
04/06/2016 2:48:00 AM	3.6	39.6
04/06/2016 2:52:00 AM	4.0	45.9
04/06/2016 2:53:00 AM	4.1	39.9
04/06/2016 2:56:00 AM	3.8	40.4
04/06/2016 2:57:00 AM	4.5	40.4
04/06/2016 3:06:00 AM	4.6	41.3
04/06/2016 3:08:00 AM	4.2	40.4
04/06/2016 3:10:00 AM	4.0	42.2
04/06/2016 3:11:00 AM	3.9	40.0
04/06/2016 3:12:00 AM	4.3	41.7
04/06/2016 3:13:00 AM	4.3	42.2
04/06/2016 3:16:00 AM	4.4	40.7
04/06/2016 3:17:00 AM	4.3	42.2
04/06/2016 3:18:00 AM	5.3	43.2
04/06/2016 3:19:00 AM	5.2	45.2
04/06/2016 3:20:00 AM	4.1	42.0
04/06/2016 3:21:00 AM	3.7	41.8
04/06/2016 3:22:00 AM	4.5	41.7
04/06/2016 3:23:00 AM	4.0	41.6
04/06/2016 3:25:00 AM	4.2	41.2
04/06/2016 3:26:00 AM	5.1	43.8
04/06/2016 3:27:00 AM	5.2	43.4
04/06/2016 3:29:00 AM	4.3	42.0
04/06/2016 3:31:00 AM	5.2	42.0
04/06/2016 3:32:00 AM	5.3	43.3
04/06/2016 3:33:00 AM	5.6	42.7
04/06/2016 3:34:00 AM	4.6	41.7
04/06/2016 3:36:00 AM	5.3	42.0
04/06/2016 3:37:00 AM	4.2	42.8
04/06/2016 3:38:00 AM	5.0	43.0
04/06/2016 3:39:00 AM	5.0	42.5
04/06/2016 3:40:00 AM	5.6	45.4
04/06/2016 3:41:00 AM	5.3	42.5
04/06/2016 3:42:00 AM	5.5	44.0
04/06/2016 3:43:00 AM	4.6	40.4
04/06/2016 3:44:00 AM	4.0	40.5
04/06/2016 3:45:00 AM	3.8	40.8
04/06/2016 3:46:00 AM	4.3	40.9
04/06/2016 3:49:00 AM	3.7	41.3
04/06/2016 3:50:00 AM	3.9	40.2
04/06/2016 3:52:00 AM	3.9	40.7
04/06/2016 3:56:00 AM	3.7	40.5
04/06/2016 3:57:00 AM	4.3	40.7
04/06/2016 4:06:00 AM	3.9	40.4
04/06/2016 4:08:00 AM	3.5	40.3
04/06/2016 4:11:00 AM	3.6	41.0
04/08/2016 11:17:00 PM	3.5	39.3
04/08/2016 11:19:00 PM	4.1	40.7
04/08/2016 11:21:00 PM	3.6	40.3
04/08/2016 11:22:00 PM	4.0	40.5
04/08/2016 11:23:00 PM	3.5	39.7
04/08/2016 11:24:00 PM	3.9	40.4
04/08/2016 11:33:00 PM	3.7	40.7

04/08/2016 11:34:00 PM	3.9	40.8
04/08/2016 11:35:00 PM	4.0	40.6
04/08/2016 11:36:00 PM	4.1	42.8
04/08/2016 11:37:00 PM	4.0	41.0
04/08/2016 11:38:00 PM	3.8	41.3
04/08/2016 11:40:00 PM	3.8	41.4
04/08/2016 11:41:00 PM	3.6	38.7
04/08/2016 11:43:00 PM	3.7	40.7
04/08/2016 11:44:00 PM	4.1	39.6
04/08/2016 11:45:00 PM	3.6	39.0
04/08/2016 11:46:00 PM	3.6	39.3
04/08/2016 11:49:00 PM	3.7	40.3
04/08/2016 11:55:00 PM	3.9	41.7
04/08/2016 11:56:00 PM	3.9	40.5
04/09/2016 12:01:00 AM	3.7	40.7
04/09/2016 12:02:00 AM	3.8	39.8
04/09/2016 12:03:00 AM	3.9	40.6
04/09/2016 12:05:00 AM	3.6	40.1
04/09/2016 12:07:00 AM	3.7	40.1
04/09/2016 12:08:00 AM	3.6	40.2
04/09/2016 12:09:00 AM	3.6	40.9
04/09/2016 12:11:00 AM	4.2	42.8
04/09/2016 12:12:00 AM	4.5	42.5
04/09/2016 12:13:00 AM	4.1	40.5
04/09/2016 12:20:00 AM	3.7	39.4
04/09/2016 12:22:00 AM	3.8	39.5
04/09/2016 12:24:00 AM	3.8	40.7
04/09/2016 12:27:00 AM	3.6	39.9
04/09/2016 12:28:00 AM	3.9	40.0
04/09/2016 12:52:00 AM	3.6	39.7
04/09/2016 12:59:00 AM	3.8	41.0
04/09/2016 1:12:00 AM	4.4	47.4
04/09/2016 1:19:00 AM	3.8	40.0
04/09/2016 1:20:00 AM	4.9	42.2
04/09/2016 1:21:00 AM	4.6	43.0
04/09/2016 1:23:00 AM	4.7	44.8
04/09/2016 1:24:00 AM	4.7	43.5
04/09/2016 1:25:00 AM	3.8	41.3
04/09/2016 1:27:00 AM	4.4	41.9
04/09/2016 1:28:00 AM	4.6	43.8
04/09/2016 1:30:00 AM	4.2	41.2
04/09/2016 1:31:00 AM	3.5	40.0
04/09/2016 1:32:00 AM	3.5	40.6
04/09/2016 1:33:00 AM	4.8	44.0
04/09/2016 1:35:00 AM	3.6	41.0
04/09/2016 1:36:00 AM	4.3	41.7
04/09/2016 1:37:00 AM	4.3	42.9
04/09/2016 1:38:00 AM	3.9	41.8
04/09/2016 1:39:00 AM	4.0	43.8
04/09/2016 1:40:00 AM	4.1	42.6
04/09/2016 1:42:00 AM	3.6	40.2
04/09/2016 1:44:00 AM	4.5	42.2
04/09/2016 1:45:00 AM	4.0	40.8
04/09/2016 1:46:00 AM	3.6	39.3
04/09/2016 1:48:00 AM	3.9	41.3

04/09/2016 1:52:00 AM	4.9	44.5
04/09/2016 1:53:00 AM	4.1	42.6
04/09/2016 1:55:00 AM	4.2	40.5
04/09/2016 1:57:00 AM	4.1	42.0
04/09/2016 1:58:00 AM	4.3	42.9
04/09/2016 2:00:00 AM	4.3	42.1
04/09/2016 2:01:00 AM	4.0	44.3
04/09/2016 2:02:00 AM	4.2	40.7
04/09/2016 2:03:00 AM	4.4	43.2
04/09/2016 2:04:00 AM	4.1	41.1
04/09/2016 2:07:00 AM	4.2	42.2
04/09/2016 2:08:00 AM	4.1	41.2
04/09/2016 2:09:00 AM	3.6	40.2
04/09/2016 2:11:00 AM	4.0	42.8
04/09/2016 2:12:00 AM	3.8	40.4
04/09/2016 2:13:00 AM	4.1	41.6
04/09/2016 2:14:00 AM	3.5	39.9
04/09/2016 2:15:00 AM	4.0	40.5
04/09/2016 2:16:00 AM	4.2	44.3
04/09/2016 2:17:00 AM	4.9	46.1
04/09/2016 2:18:00 AM	4.0	40.8
04/09/2016 2:19:00 AM	3.9	40.7
04/09/2016 2:21:00 AM	3.5	38.9
04/09/2016 2:23:00 AM	3.9	41.2
04/09/2016 2:24:00 AM	3.5	40.1
04/09/2016 2:25:00 AM	3.5	39.9
04/09/2016 2:26:00 AM	3.7	40.2
04/09/2016 2:27:00 AM	4.0	41.3
04/09/2016 2:28:00 AM	3.9	40.6
04/09/2016 2:29:00 AM	3.6	39.8
04/09/2016 2:31:00 AM	3.8	41.0
04/09/2016 2:32:00 AM	4.1	43.3
04/09/2016 2:37:00 AM	3.9	40.3
04/09/2016 2:38:00 AM	3.8	40.0
04/09/2016 2:40:00 AM	3.9	40.6
04/09/2016 2:42:00 AM	4.7	45.9
04/09/2016 2:43:00 AM	3.9	40.7
04/09/2016 2:44:00 AM	4.2	40.5
04/09/2016 2:45:00 AM	3.9	40.8
04/09/2016 2:47:00 AM	3.8	39.9
04/09/2016 2:48:00 AM	3.9	41.4
04/09/2016 2:52:00 AM	4.6	43.4
04/09/2016 2:53:00 AM	4.3	42.8
04/09/2016 2:55:00 AM	4.0	40.3
04/09/2016 2:56:00 AM	3.7	39.9
04/09/2016 2:57:00 AM	4.6	44.5
04/09/2016 2:58:00 AM	4.5	41.1
04/09/2016 2:59:00 AM	3.5	40.0
04/09/2016 3:01:00 AM	4.3	42.0
04/09/2016 3:02:00 AM	3.7	40.3
04/09/2016 3:03:00 AM	3.9	40.6
04/09/2016 3:04:00 AM	4.3	41.8
04/09/2016 3:05:00 AM	3.7	40.0
04/09/2016 3:06:00 AM	3.8	40.2
04/09/2016 3:07:00 AM	4.1	41.8

04/09/2016 3:09:00 AM	3.8	40.3
04/09/2016 3:10:00 AM	4.3	44.6
04/09/2016 3:11:00 AM	3.6	40.1
04/09/2016 3:12:00 AM	4.1	40.8
04/09/2016 3:13:00 AM	4.2	41.7
04/09/2016 3:15:00 AM	3.8	40.3
04/09/2016 3:16:00 AM	3.9	41.2
04/09/2016 3:17:00 AM	4.0	41.3
04/09/2016 3:18:00 AM	3.6	39.6
04/09/2016 3:23:00 AM	3.5	38.9
04/09/2016 3:34:00 AM	3.8	41.3
04/09/2016 3:35:00 AM	3.6	40.7
04/09/2016 3:36:00 AM	4.8	45.2
04/09/2016 3:37:00 AM	3.8	39.8
04/09/2016 3:38:00 AM	4.1	43.1
04/09/2016 3:40:00 AM	4.4	41.7
04/09/2016 3:42:00 AM	3.8	39.6
04/09/2016 3:44:00 AM	3.7	40.0
04/09/2016 3:45:00 AM	3.7	40.3
04/09/2016 3:46:00 AM	3.8	39.6
04/09/2016 3:47:00 AM	3.9	43.2
04/09/2016 3:50:00 AM	3.6	39.2
04/09/2016 3:51:00 AM	3.7	39.6
04/09/2016 3:52:00 AM	4.4	43.5
04/09/2016 3:54:00 AM	4.0	41.9
04/09/2016 3:55:00 AM	4.7	42.2
04/09/2016 3:57:00 AM	3.9	39.3
04/09/2016 3:59:00 AM	3.8	41.5
04/09/2016 4:01:00 AM	3.7	39.6
04/09/2016 4:02:00 AM	3.9	40.1
04/09/2016 4:03:00 AM	3.9	40.5
04/09/2016 4:04:00 AM	3.8	41.1
04/09/2016 4:05:00 AM	3.6	39.7
04/09/2016 4:07:00 AM	3.8	40.8
04/09/2016 4:09:00 AM	4.5	43.2
04/09/2016 4:10:00 AM	4.1	41.8
04/09/2016 4:13:00 AM	3.6	39.9
04/09/2016 4:14:00 AM	4.2	42.8
04/09/2016 4:15:00 AM	4.1	40.9
04/09/2016 4:17:00 AM	4.0	40.4
04/09/2016 4:18:00 AM	3.9	40.4
04/09/2016 4:19:00 AM	3.6	40.8
04/09/2016 4:20:00 AM	3.5	39.3
04/09/2016 4:21:00 AM	3.8	40.4
04/09/2016 4:22:00 AM	3.9	40.4
04/09/2016 4:23:00 AM	3.8	42.3
04/09/2016 4:24:00 AM	4.0	41.9
04/09/2016 4:25:00 AM	4.6	44.0
04/09/2016 4:27:00 AM	3.6	39.6
04/09/2016 4:28:00 AM	4.1	44.2
04/09/2016 4:29:00 AM	4.6	43.9
04/09/2016 4:30:00 AM	4.2	42.4
04/09/2016 4:31:00 AM	4.2	40.3
04/09/2016 4:32:00 AM	3.9	39.8
04/09/2016 4:35:00 AM	5.2	47.1

04/09/2016 4:36:00 AM	4.9	45.4
04/09/2016 4:37:00 AM	3.9	41.1
04/09/2016 4:38:00 AM	4.0	44.5
04/09/2016 4:39:00 AM	3.8	41.7
04/09/2016 4:40:00 AM	4.9	45.9
04/09/2016 4:41:00 AM	4.6	42.5
04/09/2016 4:42:00 AM	5.6	47.4
04/09/2016 4:43:00 AM	5.1	45.8
04/09/2016 4:44:00 AM	4.2	42.3
04/09/2016 4:45:00 AM	5.3	46.5
04/09/2016 4:46:00 AM	4.5	43.5
04/09/2016 4:47:00 AM	4.8	44.2
04/09/2016 4:48:00 AM	3.9	42.6
04/09/2016 4:49:00 AM	4.6	43.2
04/09/2016 4:50:00 AM	4.5	44.2
04/09/2016 4:51:00 AM	4.7	44.2
04/09/2016 4:52:00 AM	4.3	42.5
04/09/2016 4:53:00 AM	5.0	46.1
04/09/2016 4:55:00 AM	4.6	44.0
04/09/2016 4:56:00 AM	5.5	48.8
04/09/2016 4:57:00 AM	5.1	48.2
04/09/2016 4:58:00 AM	5.7	53.5
04/09/2016 4:59:00 AM	5.7	49.1
04/11/2016 4:10:00 AM	3.6	38.5
04/15/2016 10:10:00 PM	3.5	36.8
04/15/2016 10:12:00 PM	4.2	38.9
04/15/2016 10:15:00 PM	3.7	37.4
04/15/2016 10:16:00 PM	4.0	39.1
04/15/2016 10:17:00 PM	3.6	37.1
04/15/2016 10:18:00 PM	3.7	36.5
04/15/2016 10:20:00 PM	3.6	36.1
04/15/2016 10:21:00 PM	3.7	36.7
04/15/2016 10:23:00 PM	3.7	37.0
04/15/2016 10:24:00 PM	3.7	35.8
04/15/2016 10:25:00 PM	3.5	36.2
04/15/2016 10:29:00 PM	4.0	37.8
04/15/2016 10:30:00 PM	3.7	36.0
04/15/2016 10:31:00 PM	4.5	39.4
04/15/2016 10:32:00 PM	4.3	37.4
04/15/2016 10:33:00 PM	3.9	37.2
04/15/2016 10:34:00 PM	4.0	41.5
04/15/2016 10:35:00 PM	4.5	40.0
04/15/2016 10:37:00 PM	3.9	40.2
04/15/2016 10:38:00 PM	3.8	36.4
04/15/2016 10:40:00 PM	3.7	37.2
04/15/2016 10:41:00 PM	4.3	38.2
04/15/2016 10:42:00 PM	4.8	43.0
04/15/2016 10:44:00 PM	3.9	36.5
04/15/2016 10:45:00 PM	3.9	37.5
04/15/2016 10:46:00 PM	4.0	38.5
04/15/2016 10:47:00 PM	3.9	36.8
04/15/2016 10:48:00 PM	3.8	39.2
04/15/2016 10:51:00 PM	3.8	37.6
04/15/2016 10:52:00 PM	3.6	38.4
04/15/2016 10:53:00 PM	4.1	38.4

04/15/2016 10:54:00 PM	3.8	47.3
04/15/2016 10:56:00 PM	3.8	41.9
04/15/2016 10:57:00 PM	3.9	35.3
04/15/2016 10:58:00 PM	4.1	39.2
04/15/2016 10:59:00 PM	4.0	39.1
04/15/2016 11:00:00 PM	4.2	37.7
04/15/2016 11:04:00 PM	5.1	45.3
04/15/2016 11:05:00 PM	5.6	45.1
04/15/2016 11:08:00 PM	4.7	40.3
04/15/2016 11:09:00 PM	4.2	38.9
04/15/2016 11:10:00 PM	4.8	42.3
04/15/2016 11:11:00 PM	4.6	41.0
04/15/2016 11:12:00 PM	3.9	38.1
04/15/2016 11:13:00 PM	4.2	39.0
04/15/2016 11:15:00 PM	4.4	38.8
04/15/2016 11:16:00 PM	4.2	37.0
04/15/2016 11:18:00 PM	4.2	40.3
04/15/2016 11:19:00 PM	3.9	35.5
04/15/2016 11:20:00 PM	3.9	36.8
04/15/2016 11:21:00 PM	4.0	37.0
04/15/2016 11:22:00 PM	4.3	36.8
04/15/2016 11:23:00 PM	3.7	35.8
04/15/2016 11:24:00 PM	3.7	46.0
04/15/2016 11:29:00 PM	3.8	35.7
04/15/2016 11:30:00 PM	3.7	41.1
04/15/2016 11:31:00 PM	3.8	43.9
04/15/2016 11:32:00 PM	3.6	36.3
04/15/2016 11:38:00 PM	3.8	36.2
04/15/2016 11:39:00 PM	4.2	38.7
04/15/2016 11:40:00 PM	3.8	37.4
04/15/2016 11:41:00 PM	3.9	36.3
04/15/2016 11:42:00 PM	3.9	36.0
04/15/2016 11:43:00 PM	3.8	36.7
04/15/2016 11:52:00 PM	3.9	35.6
04/15/2016 11:53:00 PM	3.6	35.9
04/15/2016 11:54:00 PM	4.0	37.1
04/15/2016 11:56:00 PM	4.4	38.9
04/15/2016 11:57:00 PM	3.9	37.5
04/15/2016 11:58:00 PM	4.1	38.2
04/15/2016 11:59:00 PM	3.8	36.9
04/16/2016 12:01:00 AM	3.8	36.2
04/16/2016 12:03:00 AM	3.8	36.2
04/16/2016 2:31:00 AM	3.5	34.3
04/16/2016 2:38:00 AM	3.8	35.1
04/16/2016 2:48:00 AM	3.7	35.3
04/19/2016 12:52:00 AM	4.3	41.6
04/19/2016 12:54:00 AM	4.3	44.7
04/19/2016 1:00:00 AM	4.7	42.7
04/19/2016 1:06:00 AM	4.5	41.9
04/19/2016 1:22:00 AM	5.2	45.2
04/19/2016 1:23:00 AM	4.3	42.8
04/19/2016 1:32:00 AM	4.8	43.8
04/19/2016 1:44:00 AM	5.1	46.5
04/19/2016 1:45:00 AM	4.9	46.7
04/19/2016 1:54:00 AM	4.8	43.7

04/19/2016 1:55:00 AM	5.5	46.5
04/19/2016 2:35:00 AM	4.8	43.2
04/19/2016 3:02:00 AM	3.9	38.3
04/19/2016 3:11:00 AM	3.6	38.0
04/19/2016 3:12:00 AM	3.6	37.0
04/19/2016 3:13:00 AM	3.6	38.9
04/19/2016 3:15:00 AM	3.8	41.5
04/19/2016 3:16:00 AM	4.3	39.0
04/19/2016 3:18:00 AM	4.2	40.1
04/19/2016 3:30:00 AM	3.5	38.4
04/19/2016 3:31:00 AM	3.5	39.6
04/19/2016 3:32:00 AM	4.2	41.1
04/19/2016 3:33:00 AM	3.5	38.5
04/19/2016 3:35:00 AM	3.5	38.6
04/19/2016 3:36:00 AM	4.6	43.0
04/19/2016 3:37:00 AM	3.7	40.3
04/19/2016 3:41:00 AM	4.4	39.4
04/19/2016 3:42:00 AM	3.9	39.6
04/19/2016 3:43:00 AM	4.3	40.1
04/19/2016 3:44:00 AM	4.4	40.2
04/19/2016 3:45:00 AM	4.0	42.8
04/19/2016 3:46:00 AM	3.7	37.4
04/19/2016 3:50:00 AM	3.8	38.0
04/19/2016 3:51:00 AM	3.6	39.3
04/19/2016 3:52:00 AM	4.2	41.6
04/19/2016 3:53:00 AM	4.4	41.7
04/19/2016 3:54:00 AM	4.8	42.3
04/19/2016 3:55:00 AM	3.7	38.7
04/19/2016 3:57:00 AM	4.2	40.6
04/19/2016 3:58:00 AM	4.0	44.5
04/19/2016 3:59:00 AM	4.6	41.9
04/19/2016 4:00:00 AM	4.3	45.3
04/19/2016 4:01:00 AM	5.1	42.8
04/19/2016 4:02:00 AM	4.3	39.8
04/19/2016 4:04:00 AM	6.1	51.1
04/19/2016 4:05:00 AM	5.6	47.7
04/19/2016 4:06:00 AM	4.5	42.7
04/19/2016 4:07:00 AM	4.7	45.8
04/19/2016 4:08:00 AM	4.9	45.6
04/19/2016 4:09:00 AM	5.7	48.2
04/19/2016 4:10:00 AM	5.7	47.0
04/19/2016 4:16:00 AM	6.5	50.0
04/19/2016 4:17:00 AM	5.9	51.9
04/19/2016 4:18:00 AM	6.7	50.9
04/19/2016 4:20:00 AM	5.9	49.0
04/19/2016 4:22:00 AM	5.8	50.2
04/19/2016 4:23:00 AM	5.9	50.7
04/19/2016 4:24:00 AM	5.8	50.6
04/19/2016 4:25:00 AM	5.9	51.2
04/19/2016 4:26:00 AM	6.0	49.3
04/19/2016 4:27:00 AM	5.0	45.1
04/19/2016 4:28:00 AM	4.9	50.7
04/19/2016 4:29:00 AM	7.0	53.8
04/19/2016 4:30:00 AM	5.5	47.0
04/19/2016 4:31:00 AM	4.9	45.6

04/19/2016 4:32:00 AM	5.6	47.0
04/19/2016 4:33:00 AM	5.9	47.9
04/19/2016 4:34:00 AM	5.2	46.9
04/19/2016 4:35:00 AM	6.2	48.5
04/19/2016 4:36:00 AM	5.2	47.6
04/19/2016 4:37:00 AM	5.5	48.7
04/19/2016 4:38:00 AM	5.0	44.1
04/19/2016 4:39:00 AM	4.6	43.0
04/19/2016 4:40:00 AM	4.7	47.7
04/19/2016 4:41:00 AM	4.8	42.6
04/19/2016 4:42:00 AM	5.2	45.0
04/19/2016 4:43:00 AM	4.9	45.6
04/19/2016 4:44:00 AM	4.9	44.5
04/19/2016 4:45:00 AM	4.2	41.3
04/19/2016 4:47:00 AM	5.3	44.4
04/19/2016 4:49:00 AM	4.3	41.0
04/19/2016 4:50:00 AM	4.7	43.6
04/19/2016 4:51:00 AM	4.5	40.7
04/19/2016 4:53:00 AM	3.8	42.6
04/19/2016 4:54:00 AM	4.3	41.0
04/19/2016 4:55:00 AM	3.9	39.5
04/19/2016 4:56:00 AM	3.7	39.8
04/19/2016 4:57:00 AM	3.6	40.0
04/19/2016 4:58:00 AM	3.9	39.3
04/19/2016 4:59:00 AM	4.4	40.2
04/20/2016 11:16:00 PM	3.5	39.3
04/20/2016 11:38:00 PM	3.8	36.5
04/20/2016 11:39:00 PM	3.6	37.5
04/20/2016 11:40:00 PM	4.4	39.1
04/20/2016 11:41:00 PM	3.7	36.9
04/20/2016 11:42:00 PM	4.3	36.8
04/20/2016 11:45:00 PM	3.6	36.5
04/20/2016 11:49:00 PM	3.6	37.2
04/20/2016 11:50:00 PM	3.7	41.9
04/20/2016 11:52:00 PM	3.7	36.7
04/20/2016 11:53:00 PM	3.8	37.6
04/20/2016 11:54:00 PM	3.6	44.8
04/20/2016 11:56:00 PM	4.2	39.3
04/20/2016 11:58:00 PM	4.4	39.2
04/20/2016 11:59:00 PM	3.7	38.0
04/21/2016 12:00:00 AM	4.4	40.1
04/21/2016 12:01:00 AM	4.4	40.0
04/21/2016 12:02:00 AM	4.4	39.2
04/21/2016 12:03:00 AM	3.9	38.1
04/21/2016 12:05:00 AM	4.5	40.6
04/21/2016 12:06:00 AM	4.6	42.4
04/21/2016 12:07:00 AM	5.1	45.0
04/21/2016 12:08:00 AM	5.0	41.0
04/21/2016 12:09:00 AM	4.3	42.3
04/21/2016 12:10:00 AM	5.1	41.3
04/21/2016 12:11:00 AM	4.3	39.3
04/21/2016 12:12:00 AM	4.5	38.5
04/21/2016 12:14:00 AM	4.1	38.5
04/21/2016 12:15:00 AM	4.5	38.3
04/21/2016 12:17:00 AM	4.6	39.7

04/21/2016 12:18:00 AM	4.0	38.8
04/21/2016 12:19:00 AM	4.7	40.7
04/21/2016 12:20:00 AM	4.2	39.0
04/21/2016 12:21:00 AM	3.9	37.1
04/21/2016 12:25:00 AM	3.5	36.7
04/21/2016 12:38:00 AM	4.0	38.3
04/21/2016 12:39:00 AM	3.7	45.5
04/21/2016 12:50:00 AM	3.7	35.3
04/21/2016 12:51:00 AM	4.2	39.6
04/21/2016 12:52:00 AM	4.4	38.2
04/21/2016 12:53:00 AM	3.8	36.8
04/21/2016 12:56:00 AM	3.7	36.2
04/21/2016 12:58:00 AM	3.5	35.6
04/21/2016 12:59:00 AM	3.5	36.4
04/21/2016 1:00:00 AM	3.7	39.6
04/21/2016 1:01:00 AM	3.8	37.4
04/21/2016 1:02:00 AM	3.6	36.4
04/21/2016 1:03:00 AM	3.8	36.0
04/21/2016 1:04:00 AM	3.6	36.5
04/21/2016 1:06:00 AM	3.6	34.9
04/21/2016 1:09:00 AM	3.8	37.4
04/21/2016 1:11:00 AM	3.6	35.1
04/21/2016 1:13:00 AM	3.6	35.0
04/21/2016 1:14:00 AM	3.7	36.6
04/21/2016 1:20:00 AM	3.5	36.1
04/21/2016 1:21:00 AM	3.7	35.7
04/21/2016 1:24:00 AM	3.6	35.4
04/21/2016 1:34:00 AM	3.6	35.6
04/21/2016 1:37:00 AM	3.6	35.5
04/21/2016 1:45:00 AM	3.6	36.8
04/21/2016 1:46:00 AM	3.7	37.8
04/21/2016 1:48:00 AM	4.1	36.6
04/21/2016 1:49:00 AM	3.6	35.9
04/21/2016 1:51:00 AM	3.8	37.4
04/21/2016 1:52:00 AM	4.0	38.0
04/21/2016 1:53:00 AM	4.4	38.4
04/21/2016 1:54:00 AM	4.3	38.6
04/21/2016 1:55:00 AM	4.2	36.4
04/21/2016 1:56:00 AM	3.6	37.5
04/21/2016 1:57:00 AM	3.8	36.0
04/21/2016 1:59:00 AM	4.8	37.9
04/21/2016 2:00:00 AM	3.8	35.4
04/21/2016 2:01:00 AM	4.0	37.8
04/21/2016 2:02:00 AM	4.5	38.7
04/21/2016 2:03:00 AM	4.0	37.9
04/21/2016 2:04:00 AM	4.1	37.1
04/21/2016 2:06:00 AM	4.1	38.4
04/21/2016 2:07:00 AM	4.3	39.1
04/21/2016 2:10:00 AM	3.8	36.5
04/21/2016 2:11:00 AM	4.5	38.8
04/21/2016 2:12:00 AM	3.8	39.9
04/21/2016 2:14:00 AM	3.9	39.3
04/21/2016 2:18:00 AM	5.0	38.2
04/21/2016 2:19:00 AM	3.8	35.6
04/21/2016 2:21:00 AM	3.6	35.6

04/21/2016 2:22:00 AM	3.6	35.6
04/21/2016 2:23:00 AM	3.9	37.6
04/21/2016 2:25:00 AM	4.2	36.5
04/21/2016 2:26:00 AM	4.7	37.7
04/21/2016 2:27:00 AM	4.5	37.7
04/21/2016 2:28:00 AM	3.7	35.0
04/21/2016 2:29:00 AM	3.6	37.2
04/21/2016 2:30:00 AM	3.9	37.3
04/21/2016 2:31:00 AM	4.0	37.5
04/21/2016 2:32:00 AM	3.8	37.1
04/21/2016 2:33:00 AM	3.7	36.3
04/21/2016 2:35:00 AM	3.8	36.3
04/21/2016 2:36:00 AM	3.5	37.4
04/21/2016 2:37:00 AM	4.3	37.3
04/21/2016 2:38:00 AM	4.0	36.5
04/21/2016 2:39:00 AM	4.1	37.2
04/21/2016 2:40:00 AM	3.9	38.4
04/21/2016 2:41:00 AM	4.3	39.0
04/21/2016 2:42:00 AM	4.0	36.2
04/21/2016 2:43:00 AM	3.8	36.6
04/21/2016 2:44:00 AM	4.0	38.4
04/21/2016 2:45:00 AM	3.6	35.5
04/21/2016 2:46:00 AM	3.9	38.5
04/21/2016 2:47:00 AM	3.9	37.9
04/21/2016 2:48:00 AM	4.2	36.4
04/21/2016 2:49:00 AM	4.2	37.9
04/21/2016 2:50:00 AM	4.2	37.1
04/21/2016 2:53:00 AM	3.7	36.5
04/21/2016 2:54:00 AM	4.1	36.3
04/21/2016 2:55:00 AM	3.8	38.8
04/21/2016 2:56:00 AM	4.4	38.6
04/21/2016 2:57:00 AM	3.6	35.3
04/21/2016 2:59:00 AM	4.0	36.2
04/21/2016 3:02:00 AM	3.9	37.5
04/21/2016 3:03:00 AM	3.7	36.0
04/21/2016 3:05:00 AM	3.9	37.6
04/21/2016 3:06:00 AM	4.0	37.9
04/21/2016 3:07:00 AM	3.8	36.5
04/21/2016 3:08:00 AM	3.7	36.1
04/21/2016 3:09:00 AM	3.9	36.8
04/21/2016 3:12:00 AM	3.7	36.6
04/21/2016 3:13:00 AM	3.9	37.2
04/21/2016 3:14:00 AM	3.9	36.9
04/21/2016 3:15:00 AM	3.7	36.3
04/21/2016 3:16:00 AM	3.8	37.4
04/21/2016 3:17:00 AM	3.8	35.8
04/21/2016 3:19:00 AM	3.6	35.5
04/21/2016 3:20:00 AM	3.6	35.0
04/21/2016 3:21:00 AM	4.1	38.2
04/21/2016 3:22:00 AM	3.6	35.3
04/21/2016 3:23:00 AM	4.0	36.7
04/21/2016 3:24:00 AM	3.7	36.1
04/21/2016 3:25:00 AM	3.9	36.5
04/21/2016 3:26:00 AM	3.6	36.0
04/21/2016 3:27:00 AM	3.9	37.0

04/21/2016 3:28:00 AM	3.5	36.1
04/21/2016 3:30:00 AM	3.5	34.9
04/21/2016 3:31:00 AM	4.3	39.8
04/21/2016 3:32:00 AM	3.8	36.0
04/21/2016 3:35:00 AM	3.6	35.5
04/21/2016 3:37:00 AM	3.7	35.5
04/21/2016 3:42:00 AM	3.6	34.7
04/21/2016 3:43:00 AM	3.8	35.2
04/21/2016 3:44:00 AM	3.8	35.4
04/21/2016 3:45:00 AM	3.7	35.7
04/21/2016 3:46:00 AM	3.7	36.4
04/21/2016 3:47:00 AM	4.2	36.5
04/21/2016 3:48:00 AM	3.8	36.8
04/21/2016 3:49:00 AM	4.1	36.4
04/21/2016 3:50:00 AM	3.8	38.6
04/21/2016 3:51:00 AM	4.8	38.7
04/21/2016 3:52:00 AM	3.8	36.3
04/21/2016 3:53:00 AM	3.9	36.5
04/21/2016 3:54:00 AM	4.2	37.2
04/21/2016 3:55:00 AM	4.5	39.2
04/21/2016 3:56:00 AM	4.8	40.9
04/21/2016 3:57:00 AM	4.3	40.6
04/21/2016 3:58:00 AM	4.5	39.3
04/21/2016 3:59:00 AM	4.4	40.7
04/21/2016 4:00:00 AM	4.4	39.9
04/21/2016 4:01:00 AM	4.6	40.4
04/21/2016 4:02:00 AM	4.2	39.7
04/21/2016 4:03:00 AM	4.9	40.7
04/21/2016 4:04:00 AM	5.1	40.1
04/21/2016 4:05:00 AM	5.0	40.4
04/21/2016 4:06:00 AM	5.0	40.2
04/21/2016 4:08:00 AM	5.1	45.3
04/21/2016 4:09:00 AM	4.9	39.1
04/21/2016 4:10:00 AM	4.9	41.1
04/21/2016 4:11:00 AM	5.0	38.9
04/21/2016 4:12:00 AM	3.9	38.2
04/21/2016 4:13:00 AM	4.0	36.2
04/21/2016 4:14:00 AM	3.6	37.3
04/22/2016 10:01:00 PM	5.7	50.3
04/22/2016 10:05:00 PM	5.6	48.4
04/22/2016 10:06:00 PM	5.2	46.1
04/22/2016 10:07:00 PM	4.6	43.6
04/22/2016 10:09:00 PM	5.5	49.3
04/22/2016 10:10:00 PM	5.0	48.2
04/22/2016 10:11:00 PM	5.4	48.2
04/22/2016 10:12:00 PM	5.8	51.8
04/22/2016 10:14:00 PM	4.4	42.2
04/22/2016 10:15:00 PM	4.1	46.3
04/22/2016 10:18:00 PM	4.4	42.2
04/22/2016 10:19:00 PM	4.3	42.7
04/22/2016 10:20:00 PM	4.1	43.3
04/22/2016 10:23:00 PM	4.1	42.1
04/22/2016 10:24:00 PM	3.7	43.3
04/22/2016 10:26:00 PM	5.3	48.9
04/22/2016 10:28:00 PM	5.3	47.4

04/22/2016 10:29:00 PM	4.8	45.5
04/22/2016 10:31:00 PM	4.6	45.0
04/22/2016 10:34:00 PM	5.3	44.3
04/22/2016 10:35:00 PM	4.2	41.7
04/22/2016 10:36:00 PM	4.4	40.7
04/22/2016 10:37:00 PM	4.1	39.4
04/22/2016 10:39:00 PM	3.8	41.2
04/22/2016 10:40:00 PM	4.5	42.0
04/22/2016 10:41:00 PM	3.9	38.5
04/22/2016 10:42:00 PM	3.6	38.3
04/22/2016 10:43:00 PM	3.7	39.9
04/22/2016 10:46:00 PM	4.0	40.8
04/22/2016 10:47:00 PM	4.5	43.8
04/22/2016 10:48:00 PM	4.8	43.2
04/22/2016 10:49:00 PM	4.2	40.8
04/22/2016 10:53:00 PM	4.4	43.9
04/22/2016 10:55:00 PM	3.6	39.1
04/22/2016 10:56:00 PM	4.0	39.6
04/22/2016 10:57:00 PM	3.8	39.3
04/22/2016 10:59:00 PM	5.0	44.2
04/22/2016 11:00:00 PM	4.3	39.7
04/22/2016 11:03:00 PM	5.1	45.3
04/22/2016 11:04:00 PM	5.0	42.8
04/22/2016 11:08:00 PM	4.5	40.9
04/22/2016 11:09:00 PM	4.0	42.3
04/22/2016 11:10:00 PM	4.6	41.5
04/22/2016 11:11:00 PM	4.5	44.2
04/22/2016 11:12:00 PM	4.2	41.0
04/22/2016 11:13:00 PM	4.5	43.1
04/22/2016 11:14:00 PM	4.1	40.2
04/22/2016 11:15:00 PM	4.3	41.5
04/22/2016 11:16:00 PM	3.7	43.8
04/22/2016 11:17:00 PM	4.2	41.0
04/22/2016 11:19:00 PM	3.7	44.8
04/22/2016 11:21:00 PM	4.2	41.1
04/22/2016 11:23:00 PM	3.5	39.3
04/22/2016 11:24:00 PM	4.1	41.7
04/22/2016 11:25:00 PM	4.0	43.4
04/22/2016 11:27:00 PM	4.2	41.5
04/22/2016 11:29:00 PM	3.6	40.5
04/22/2016 11:31:00 PM	3.9	41.1
04/22/2016 11:32:00 PM	3.9	40.4
04/22/2016 11:34:00 PM	4.0	40.4
04/22/2016 11:35:00 PM	3.6	40.3
04/22/2016 11:36:00 PM	4.5	42.6
04/22/2016 11:37:00 PM	4.8	44.6
04/22/2016 11:38:00 PM	4.7	42.0
04/22/2016 11:39:00 PM	3.8	40.9
04/22/2016 11:40:00 PM	3.9	40.2
04/22/2016 11:41:00 PM	3.8	40.9
04/22/2016 11:42:00 PM	4.1	39.6
04/22/2016 11:43:00 PM	3.9	40.7
04/22/2016 11:44:00 PM	4.8	41.7
04/22/2016 11:45:00 PM	3.9	40.4
04/22/2016 11:46:00 PM	4.6	42.5

04/22/2016 11:49:00 PM	3.8	39.5
04/22/2016 11:51:00 PM	4.7	40.8
04/22/2016 11:52:00 PM	4.3	40.5
04/22/2016 11:53:00 PM	4.4	44.8
04/22/2016 11:54:00 PM	4.2	41.8
04/22/2016 11:55:00 PM	4.9	42.5
04/22/2016 11:56:00 PM	4.3	39.0
04/22/2016 11:57:00 PM	4.2	39.8
04/22/2016 11:58:00 PM	3.8	38.9
04/22/2016 11:59:00 PM	3.8	39.1
04/23/2016 12:00:00 AM	4.0	41.4
04/23/2016 12:02:00 AM	4.4	42.8
04/23/2016 12:03:00 AM	3.7	38.2
04/23/2016 12:04:00 AM	4.7	40.2
04/23/2016 12:05:00 AM	4.0	38.5
04/23/2016 12:06:00 AM	4.5	41.5
04/23/2016 12:07:00 AM	4.4	41.7
04/23/2016 12:08:00 AM	3.9	38.0
04/23/2016 12:09:00 AM	4.6	44.9
04/23/2016 12:10:00 AM	4.6	38.6
04/23/2016 12:12:00 AM	4.4	45.2
04/23/2016 12:15:00 AM	4.2	41.6
04/23/2016 12:16:00 AM	3.9	39.8
04/23/2016 12:18:00 AM	4.7	39.6
04/23/2016 12:19:00 AM	4.0	38.6
04/23/2016 12:20:00 AM	4.0	38.8
04/23/2016 12:21:00 AM	4.0	37.5
04/23/2016 12:22:00 AM	3.9	39.0
04/23/2016 12:23:00 AM	3.5	35.9
04/23/2016 12:24:00 AM	4.1	38.5
04/23/2016 12:25:00 AM	4.0	38.1
04/23/2016 12:26:00 AM	4.1	39.6
04/23/2016 12:27:00 AM	3.7	39.3
04/23/2016 12:28:00 AM	4.3	39.1
04/23/2016 12:29:00 AM	4.4	41.9
04/23/2016 12:30:00 AM	4.2	39.0
04/23/2016 12:31:00 AM	3.8	38.1
04/23/2016 12:32:00 AM	4.3	40.0
04/23/2016 12:33:00 AM	4.6	40.8
04/23/2016 12:34:00 AM	3.8	38.0
04/23/2016 12:35:00 AM	4.8	40.7
04/23/2016 12:36:00 AM	4.0	38.4
04/23/2016 12:37:00 AM	3.9	38.1
04/23/2016 12:38:00 AM	4.0	37.3
04/23/2016 12:41:00 AM	4.3	40.7
04/23/2016 12:42:00 AM	3.7	37.2
04/23/2016 12:43:00 AM	3.9	40.8
04/23/2016 12:44:00 AM	4.0	37.5
04/23/2016 12:45:00 AM	3.7	37.8
04/23/2016 12:46:00 AM	3.6	36.5
04/23/2016 12:59:00 AM	3.6	38.3
04/23/2016 1:06:00 AM	3.6	36.3
04/23/2016 2:39:00 AM	3.6	37.5
04/23/2016 2:40:00 AM	4.2	39.6
04/23/2016 2:41:00 AM	3.8	37.5

04/23/2016 2:43:00 AM	4.1	40.0
04/23/2016 2:44:00 AM	4.3	36.9
04/23/2016 2:45:00 AM	4.0	38.7
04/23/2016 2:47:00 AM	4.2	39.9
04/23/2016 2:48:00 AM	4.6	40.2
04/23/2016 2:49:00 AM	4.1	38.5
04/23/2016 2:52:00 AM	3.7	38.1
04/23/2016 2:55:00 AM	3.5	37.1
04/23/2016 2:58:00 AM	4.4	40.6
04/23/2016 2:59:00 AM	4.3	37.9
04/23/2016 3:02:00 AM	3.6	35.1
04/23/2016 3:04:00 AM	4.5	40.4
04/23/2016 3:05:00 AM	3.8	38.1
04/23/2016 3:06:00 AM	3.7	38.9
04/23/2016 3:07:00 AM	3.6	38.1
04/23/2016 4:34:00 AM	3.6	34.6
04/23/2016 4:51:00 AM	4.0	38.1
04/25/2016 10:00:00 PM	4.6	42.3
04/25/2016 10:01:00 PM	5.5	50.7
04/25/2016 10:02:00 PM	7.2	51.7
04/25/2016 10:03:00 PM	6.4	46.6
04/25/2016 10:04:00 PM	5.6	46.6
04/25/2016 10:05:00 PM	5.7	45.7
04/25/2016 10:06:00 PM	6.4	49.3
04/25/2016 10:07:00 PM	5.9	45.4
04/25/2016 10:08:00 PM	5.9	47.5
04/25/2016 10:09:00 PM	6.9	52.6
04/25/2016 10:11:00 PM	6.2	45.9
04/25/2016 10:12:00 PM	4.9	48.1
04/25/2016 10:13:00 PM	6.7	48.9
04/25/2016 10:14:00 PM	5.8	47.5
04/25/2016 10:15:00 PM	6.8	51.1
04/25/2016 10:16:00 PM	5.5	46.1
04/25/2016 10:17:00 PM	5.8	48.2
04/25/2016 10:18:00 PM	5.8	44.5
04/25/2016 10:20:00 PM	4.7	43.7
04/25/2016 10:22:00 PM	6.3	46.5
04/25/2016 10:23:00 PM	5.2	44.4
04/25/2016 10:24:00 PM	6.3	53.5
04/25/2016 10:25:00 PM	7.1	53.3
04/25/2016 10:26:00 PM	6.6	52.5
04/25/2016 10:27:00 PM	6.7	51.7
04/25/2016 10:28:00 PM	7.1	51.8
04/25/2016 10:29:00 PM	6.6	49.6
04/25/2016 10:30:00 PM	5.8	53.3
04/25/2016 10:31:00 PM	5.0	44.9
04/25/2016 10:32:00 PM	5.6	50.7
04/25/2016 10:33:00 PM	6.5	52.2
04/25/2016 10:34:00 PM	5.8	46.2
04/25/2016 10:35:00 PM	6.1	47.8
04/25/2016 10:36:00 PM	6.0	48.5
04/25/2016 10:40:00 PM	5.6	44.6
04/25/2016 10:41:00 PM	6.2	48.1
04/25/2016 10:42:00 PM	5.4	44.7
04/25/2016 10:44:00 PM	6.6	49.6

04/25/2016 10:45:00 PM	6.1	49.5
04/25/2016 10:46:00 PM	6.4	51.3
04/25/2016 10:47:00 PM	5.6	46.1
04/25/2016 10:48:00 PM	5.3	43.6
04/25/2016 10:49:00 PM	5.0	43.2
04/25/2016 10:51:00 PM	5.7	47.8
04/25/2016 10:52:00 PM	6.6	50.5
04/25/2016 10:53:00 PM	6.5	49.2
04/25/2016 10:54:00 PM	5.8	49.0
04/25/2016 10:55:00 PM	6.7	55.8
04/26/2016 3:17:00 AM	5.3	46.9
04/26/2016 3:19:00 AM	6.2	46.8
04/26/2016 3:20:00 AM	6.1	45.8
04/26/2016 3:22:00 AM	6.6	49.3
04/26/2016 3:23:00 AM	7.4	53.6
04/26/2016 3:24:00 AM	7.5	49.2
04/26/2016 3:25:00 AM	5.9	46.7
04/26/2016 3:26:00 AM	4.7	45.0
04/26/2016 3:27:00 AM	6.5	51.8
04/26/2016 3:28:00 AM	6.9	51.2
04/26/2016 3:30:00 AM	7.3	54.5
04/26/2016 3:31:00 AM	6.6	50.3
04/26/2016 3:32:00 AM	5.9	48.3
04/26/2016 3:33:00 AM	5.4	46.7
04/26/2016 3:34:00 AM	5.5	46.7
04/26/2016 3:35:00 AM	5.5	46.7
04/26/2016 3:36:00 AM	5.8	48.8
04/26/2016 3:37:00 AM	6.6	51.3
04/26/2016 3:38:00 AM	6.7	52.2
04/26/2016 3:39:00 AM	6.9	55.2
04/26/2016 3:40:00 AM	5.9	46.5
04/26/2016 3:41:00 AM	5.6	48.0
04/26/2016 3:42:00 AM	5.6	49.0
04/26/2016 3:43:00 AM	6.1	50.6
04/26/2016 3:44:00 AM	5.3	45.7
04/26/2016 3:46:00 AM	5.7	49.4
04/26/2016 3:47:00 AM	5.3	46.6
04/26/2016 3:48:00 AM	4.7	42.5
04/26/2016 3:51:00 AM	5.4	44.9
04/26/2016 3:52:00 AM	6.3	51.5
04/26/2016 3:53:00 AM	6.2	47.8
04/26/2016 3:55:00 AM	5.1	44.7
04/26/2016 3:56:00 AM	6.0	45.9
04/26/2016 3:57:00 AM	4.7	44.0
04/26/2016 3:58:00 AM	5.2	41.9
04/26/2016 4:00:00 AM	5.8	44.3
04/26/2016 4:01:00 AM	5.2	45.2
04/26/2016 4:02:00 AM	5.2	42.2
04/26/2016 4:03:00 AM	4.7	41.7
04/26/2016 4:04:00 AM	4.9	41.0
04/26/2016 4:05:00 AM	4.4	40.5
04/26/2016 4:06:00 AM	4.1	41.0
04/26/2016 4:07:00 AM	4.9	42.7
04/26/2016 4:08:00 AM	4.3	38.8
04/26/2016 4:09:00 AM	3.9	36.3

04/26/2016 4:10:00 AM	4.4	39.9
04/26/2016 4:11:00 AM	4.9	39.5
04/26/2016 4:12:00 AM	4.0	37.3
04/26/2016 4:13:00 AM	4.5	38.8
04/26/2016 4:14:00 AM	4.5	38.0
04/26/2016 4:15:00 AM	4.8	39.3
04/26/2016 4:16:00 AM	4.7	40.5
04/26/2016 4:17:00 AM	4.7	38.2
04/26/2016 4:18:00 AM	4.4	39.3
04/26/2016 4:19:00 AM	4.2	37.4
04/26/2016 4:20:00 AM	5.2	44.1
04/26/2016 4:21:00 AM	5.6	40.2
04/26/2016 4:25:00 AM	3.5	36.8
04/26/2016 4:26:00 AM	4.0	37.8
04/26/2016 4:28:00 AM	5.2	41.4
04/26/2016 4:29:00 AM	4.0	35.7
04/26/2016 4:30:00 AM	3.8	36.6
04/26/2016 4:31:00 AM	4.2	35.8
04/26/2016 4:32:00 AM	3.8	36.4
04/26/2016 4:34:00 AM	3.7	35.7
04/26/2016 4:40:00 AM	4.7	37.9
04/26/2016 4:41:00 AM	3.9	35.8
04/26/2016 4:48:00 AM	4.3	41.8
04/26/2016 4:49:00 AM	5.1	40.3
04/26/2016 10:49:00 PM	3.6	35.3
04/26/2016 11:03:00 PM	3.6	35.3
04/28/2016 10:34:00 PM	3.9	41.2
04/28/2016 10:47:00 PM	3.6	35.7
04/28/2016 10:48:00 PM	3.6	35.9
04/28/2016 10:52:00 PM	3.7	37.5
04/28/2016 10:53:00 PM	3.5	35.9
04/28/2016 10:59:00 PM	3.6	36.2
04/28/2016 11:00:00 PM	4.1	36.5
04/28/2016 11:04:00 PM	3.6	40.3
04/28/2016 11:08:00 PM	3.6	35.3
04/29/2016 12:10:00 AM	3.5	35.0
04/29/2016 12:20:00 AM	3.8	36.3
04/29/2016 12:21:00 AM	3.8	35.3
04/29/2016 12:22:00 AM	3.6	35.6
04/29/2016 12:35:00 AM	3.7	36.7
04/29/2016 1:29:00 AM	4.0	35.9
04/29/2016 1:30:00 AM	3.7	35.8
04/29/2016 1:31:00 AM	4.0	37.0
04/29/2016 1:32:00 AM	3.6	36.4
04/29/2016 3:25:00 AM	3.6	35.5
04/29/2016 4:42:00 AM	3.5	35.5
04/29/2016 4:45:00 AM	4.0	38.1
04/29/2016 4:46:00 AM	3.8	35.2
04/29/2016 4:47:00 AM	4.0	36.2
04/29/2016 4:48:00 AM	4.1	35.0
04/29/2016 4:49:00 AM	3.7	36.0
04/29/2016 4:50:00 AM	3.8	36.0
04/29/2016 4:51:00 AM	3.9	35.7
04/29/2016 4:54:00 AM	4.1	36.1
04/29/2016 4:55:00 AM	3.7	35.5

04/29/2016 4:56:00 AM	3.5	37.5
04/29/2016 4:57:00 AM	4.9	39.5
04/29/2016 4:58:00 AM	4.0	37.4
04/29/2016 4:59:00 AM	4.2	37.4
05/01/2016 3:48:00 AM	5.9	49.3
05/01/2016 3:49:00 AM	5.9	46.1
05/01/2016 3:50:00 AM	5.6	47.0
05/01/2016 3:51:00 AM	6.5	49.5
05/01/2016 3:52:00 AM	6.1	48.2
05/01/2016 3:53:00 AM	6.7	52.0
05/01/2016 3:54:00 AM	6.4	46.6
05/01/2016 3:55:00 AM	5.6	49.1
05/01/2016 3:56:00 AM	6.1	46.6
05/01/2016 3:57:00 AM	6.1	48.5
05/01/2016 3:58:00 AM	6.4	51.1
05/01/2016 3:59:00 AM	6.6	46.0
05/01/2016 4:00:00 AM	6.4	49.6
05/01/2016 4:01:00 AM	6.5	48.8
05/01/2016 4:02:00 AM	6.1	47.4
05/01/2016 4:03:00 AM	5.6	43.3
05/01/2016 4:04:00 AM	5.6	42.4
05/01/2016 4:05:00 AM	4.8	38.8
05/01/2016 4:06:00 AM	4.4	40.2
05/01/2016 4:07:00 AM	5.1	37.7
05/01/2016 4:08:00 AM	3.5	35.4
05/02/2016 12:32:00 AM	3.7	37.0
05/02/2016 12:33:00 AM	3.7	36.3
05/02/2016 12:35:00 AM	3.7	37.3
05/02/2016 12:36:00 AM	3.9	37.1
05/02/2016 12:37:00 AM	4.2	39.7
05/02/2016 12:38:00 AM	4.6	37.6
05/02/2016 12:39:00 AM	4.0	35.8
05/02/2016 12:41:00 AM	3.5	36.0
05/02/2016 12:42:00 AM	3.8	35.5
05/02/2016 12:46:00 AM	3.6	35.7
05/02/2016 12:47:00 AM	3.5	35.3
05/02/2016 12:49:00 AM	3.5	35.8
05/02/2016 12:50:00 AM	3.6	34.8
05/02/2016 12:56:00 AM	3.9	36.1
05/02/2016 12:57:00 AM	3.5	34.7
05/02/2016 1:00:00 AM	3.8	35.1
05/02/2016 1:02:00 AM	3.9	35.8
05/02/2016 1:03:00 AM	3.8	34.9
05/02/2016 1:04:00 AM	3.6	34.5
05/02/2016 1:06:00 AM	4.0	35.6
05/02/2016 1:09:00 AM	3.6	34.7
05/02/2016 1:10:00 AM	3.8	35.1
05/02/2016 1:17:00 AM	4.0	37.2
05/02/2016 1:18:00 AM	3.6	41.0
05/02/2016 1:57:00 AM	3.9	39.2
05/02/2016 1:58:00 AM	4.3	37.8
05/02/2016 1:59:00 AM	3.8	35.8
05/02/2016 2:05:00 AM	3.7	37.3
05/02/2016 2:06:00 AM	4.3	36.8
05/02/2016 2:07:00 AM	3.9	38.6

05/02/2016 2:08:00 AM	4.5	40.0
05/02/2016 2:09:00 AM	4.6	39.7
05/07/2016 10:26:00 PM	3.6	38.4
05/10/2016 1:19:00 AM	3.5	34.9
05/10/2016 1:25:00 AM	3.8	35.9
05/10/2016 1:26:00 AM	3.5	35.8
05/10/2016 1:28:00 AM	4.0	35.7
05/10/2016 1:35:00 AM	4.1	33.6
05/10/2016 1:36:00 AM	4.2	34.7
05/10/2016 1:37:00 AM	4.1	32.1
05/10/2016 1:38:00 AM	3.6	32.2
05/10/2016 1:40:00 AM	3.5	32.0
05/10/2016 1:41:00 AM	3.6	33.2
05/10/2016 1:42:00 AM	3.8	32.5
05/10/2016 1:43:00 AM	3.7	32.2
05/10/2016 1:44:00 AM	3.8	32.3
05/10/2016 1:45:00 AM	3.6	32.4
05/10/2016 1:46:00 AM	3.6	31.6
05/10/2016 1:48:00 AM	3.9	32.7
05/10/2016 1:49:00 AM	3.8	31.5
05/10/2016 1:51:00 AM	3.5	31.6
05/10/2016 1:55:00 AM	3.5	31.6
05/10/2016 1:57:00 AM	3.5	32.1
05/10/2016 1:58:00 AM	3.9	32.3
05/10/2016 1:59:00 AM	3.7	32.0
05/10/2016 2:00:00 AM	3.5	32.2
05/10/2016 2:01:00 AM	3.6	33.1
05/10/2016 2:02:00 AM	4.0	33.7
05/10/2016 2:03:00 AM	4.0	33.1
05/10/2016 2:04:00 AM	3.6	33.5
05/10/2016 2:06:00 AM	3.9	34.9
05/10/2016 2:07:00 AM	3.7	34.4
05/10/2016 2:08:00 AM	3.8	34.3
05/10/2016 2:09:00 AM	3.6	33.9
05/10/2016 2:10:00 AM	3.8	32.2
05/10/2016 2:11:00 AM	3.8	32.2
05/10/2016 2:12:00 AM	3.9	31.8
05/10/2016 2:13:00 AM	3.6	32.1
05/10/2016 2:14:00 AM	3.6	33.2
05/10/2016 2:16:00 AM	3.5	35.2
05/10/2016 2:18:00 AM	3.6	32.4
05/10/2016 2:19:00 AM	3.7	33.1
05/10/2016 2:20:00 AM	4.1	31.9
05/10/2016 2:21:00 AM	3.6	31.7
05/10/2016 2:22:00 AM	3.6	31.5
05/10/2016 2:43:00 AM	4.0	31.7
05/10/2016 2:44:00 AM	3.8	31.4
05/10/2016 2:45:00 AM	3.6	31.5
05/10/2016 2:46:00 AM	3.6	31.6
05/10/2016 2:47:00 AM	3.8	32.1
05/10/2016 2:48:00 AM	3.7	31.8
05/10/2016 2:49:00 AM	3.6	32.8
05/10/2016 2:50:00 AM	3.9	32.5
05/10/2016 2:51:00 AM	4.1	33.2
05/10/2016 2:52:00 AM	4.2	34.6

05/10/2016 2:53:00 AM	4.0	32.6
05/10/2016 2:54:00 AM	3.9	32.7
05/10/2016 2:55:00 AM	3.8	32.0
05/10/2016 2:56:00 AM	3.6	32.3
05/10/2016 2:57:00 AM	3.6	32.1
05/10/2016 2:58:00 AM	3.8	32.5
05/10/2016 2:59:00 AM	3.8	32.3
05/10/2016 3:00:00 AM	4.3	33.3
05/10/2016 3:01:00 AM	4.2	33.3
05/10/2016 3:02:00 AM	4.4	33.5
05/10/2016 3:03:00 AM	3.9	33.5
05/10/2016 3:04:00 AM	4.2	33.1
05/10/2016 3:05:00 AM	4.0	33.9
05/10/2016 3:06:00 AM	4.0	33.9
05/10/2016 3:07:00 AM	4.1	35.0
05/10/2016 3:08:00 AM	4.1	35.2
05/10/2016 3:09:00 AM	3.9	33.6
05/10/2016 3:10:00 AM	3.8	35.1
05/10/2016 3:11:00 AM	4.4	33.9
05/10/2016 3:12:00 AM	3.8	33.6
05/10/2016 3:13:00 AM	4.0	33.7
05/10/2016 3:17:00 AM	3.6	32.2
05/10/2016 3:20:00 AM	3.8	33.2
05/10/2016 3:21:00 AM	3.8	35.7
05/10/2016 3:22:00 AM	4.4	38.4
05/10/2016 3:23:00 AM	4.6	33.9
05/10/2016 3:24:00 AM	3.9	32.4
05/10/2016 3:25:00 AM	3.7	32.6
05/10/2016 3:27:00 AM	3.7	33.1
05/10/2016 3:28:00 AM	3.9	33.5
05/10/2016 3:29:00 AM	3.8	33.4
05/10/2016 3:30:00 AM	3.7	32.1
05/10/2016 3:33:00 AM	3.6	33.8
05/10/2016 3:36:00 AM	3.7	33.2
05/10/2016 3:37:00 AM	3.6	33.6
05/10/2016 3:40:00 AM	3.6	32.6
05/10/2016 3:44:00 AM	3.6	31.8
05/10/2016 3:54:00 AM	3.7	34.3
05/10/2016 3:56:00 AM	3.5	34.4
05/10/2016 3:57:00 AM	3.8	34.2
05/10/2016 3:58:00 AM	3.9	37.1
05/10/2016 3:59:00 AM	3.9	34.5
05/10/2016 4:00:00 AM	3.7	36.3
05/10/2016 4:01:00 AM	4.0	35.4
05/10/2016 4:02:00 AM	3.8	36.2
05/10/2016 4:03:00 AM	3.9	34.2
05/10/2016 4:05:00 AM	3.6	33.4
05/10/2016 4:06:00 AM	3.6	34.1
05/10/2016 4:08:00 AM	3.6	35.0
05/10/2016 4:09:00 AM	4.0	36.1
05/10/2016 4:10:00 AM	4.0	35.5
05/10/2016 4:11:00 AM	4.0	34.7
05/10/2016 4:12:00 AM	3.8	33.2
05/10/2016 4:13:00 AM	3.6	35.1
05/10/2016 4:14:00 AM	3.8	38.0

05/10/2016 4:15:00 AM	4.1	33.3
05/10/2016 4:16:00 AM	3.6	36.5
05/10/2016 4:18:00 AM	3.9	35.3
05/10/2016 4:19:00 AM	3.9	34.7
05/10/2016 4:20:00 AM	4.1	34.8
05/10/2016 4:21:00 AM	3.7	35.7
05/10/2016 4:22:00 AM	4.0	37.8
05/10/2016 4:23:00 AM	3.9	33.8
05/10/2016 4:24:00 AM	3.8	38.3
05/10/2016 4:25:00 AM	3.6	37.3
05/10/2016 4:26:00 AM	3.8	35.6
05/10/2016 4:28:00 AM	4.0	37.1
05/10/2016 4:29:00 AM	3.9	34.8
05/10/2016 4:30:00 AM	3.6	34.7
05/10/2016 4:31:00 AM	3.6	36.7
05/10/2016 4:32:00 AM	4.0	36.6
05/10/2016 4:33:00 AM	4.1	38.3
05/10/2016 4:34:00 AM	3.9	34.8
05/10/2016 4:35:00 AM	3.6	36.8
05/10/2016 4:36:00 AM	3.9	37.7
05/10/2016 4:37:00 AM	4.3	36.0
05/10/2016 4:38:00 AM	3.5	33.7
05/10/2016 4:40:00 AM	3.7	35.3
05/10/2016 4:43:00 AM	3.7	37.8
05/10/2016 4:44:00 AM	3.9	35.9
05/10/2016 4:45:00 AM	4.1	34.0
05/10/2016 4:48:00 AM	3.8	35.1
05/10/2016 4:49:00 AM	3.5	34.6
05/10/2016 4:50:00 AM	3.7	35.0
05/10/2016 4:51:00 AM	3.6	37.8
05/10/2016 4:52:00 AM	4.1	33.6
05/10/2016 4:53:00 AM	3.7	34.7
05/10/2016 4:55:00 AM	3.8	34.7
05/10/2016 4:56:00 AM	3.6	35.8
05/10/2016 4:57:00 AM	3.9	36.4
05/10/2016 4:58:00 AM	3.6	34.9
05/10/2016 4:59:00 AM	3.7	37.2

Table 6 - Valid Ambient 1-minute Sound Data - Monitor A
Jericho Wind Farm Fall Audit, 1501440

Day and Time of Measurement [1]	Average Wind Speed (1 Minute Average)	Measured Leq (dBA)
10/27/2015 10:25:00 PM	4.8	46.0
10/27/2015 10:27:00 PM	5.7	50.1
10/27/2015 10:31:00 PM	5.0	46.9
10/27/2015 10:32:00 PM	4.7	46.7
10/27/2015 10:37:00 PM	5.1	47.2
10/27/2015 10:38:00 PM	5.6	49.8
10/27/2015 10:41:00 PM	6.6	52.1
10/27/2015 10:42:00 PM	5.6	49.5
10/27/2015 10:43:00 PM	5.9	49.0
10/27/2015 10:45:00 PM	5.3	46.2
10/27/2015 10:46:00 PM	5.0	46.3
10/27/2015 10:47:00 PM	4.5	45.4
10/27/2015 10:48:00 PM	4.6	44.6
10/27/2015 10:49:00 PM	4.9	46.1
10/27/2015 10:50:00 PM	4.6	46.6
10/27/2015 10:53:00 PM	5.5	48.8
10/27/2015 10:55:00 PM	5.5	47.4
10/27/2015 10:56:00 PM	4.8	46.6
10/27/2015 10:58:00 PM	4.6	45.8
10/27/2015 10:59:00 PM	5.2	46.5
10/27/2015 11:00:00 PM	4.8	45.1
10/27/2015 11:02:00 PM	6.2	50.0
10/27/2015 11:15:00 PM	6.8	53.2
10/27/2015 11:26:00 PM	6.8	53.7
10/27/2015 11:32:00 PM	6.2	49.6
10/27/2015 11:34:00 PM	4.9	45.5
10/27/2015 11:38:00 PM	5.7	50.2
10/27/2015 11:39:00 PM	6.6	53.4
10/27/2015 11:43:00 PM	5.7	49.1
10/27/2015 11:48:00 PM	6.1	49.2
10/27/2015 11:49:00 PM	5.5	47.4
10/27/2015 11:50:00 PM	5.7	49.3
10/27/2015 11:57:00 PM	5.5	48.8
10/28/2015 12:00:00 AM	5.4	46.0
10/28/2015 12:07:00 AM	4.9	45.7
10/28/2015 12:09:00 AM	4.6	44.9
10/28/2015 12:12:00 AM	4.7	47.4
10/28/2015 12:16:00 AM	5.7	47.8
10/28/2015 12:19:00 AM	5.8	48.0
10/28/2015 12:22:00 AM	7.2	53.8
10/28/2015 12:25:00 AM	6.4	50.2
10/28/2015 10:00:00 PM	5.0	46.5
10/28/2015 10:01:00 PM	4.9	44.5
10/28/2015 10:02:00 PM	4.1	40.3
10/28/2015 10:03:00 PM	3.6	39.2
10/28/2015 10:05:00 PM	3.5	40.9
10/28/2015 10:08:00 PM	4.3	40.5
10/28/2015 10:09:00 PM	4.5	42.3
10/28/2015 10:11:00 PM	6.1	50.3

10/28/2015 10:13:00 PM	5.7	44.5
10/28/2015 10:14:00 PM	4.7	41.9
10/28/2015 10:15:00 PM	4.0	40.3
10/28/2015 10:16:00 PM	5.7	49.5
10/28/2015 10:17:00 PM	5.5	46.6
10/28/2015 10:18:00 PM	4.7	45.2
10/28/2015 10:21:00 PM	5.2	47.2
10/28/2015 10:23:00 PM	5.1	44.9
10/28/2015 10:24:00 PM	5.4	45.5
10/28/2015 10:25:00 PM	4.7	46.7
10/28/2015 10:26:00 PM	5.5	47.1
10/28/2015 10:27:00 PM	5.0	45.9
10/28/2015 10:28:00 PM	6.2	50.6
10/28/2015 10:30:00 PM	7.1	51.7
10/28/2015 10:31:00 PM	6.0	50.2
10/28/2015 10:32:00 PM	4.7	41.9
10/28/2015 10:35:00 PM	6.7	49.9
10/28/2015 10:36:00 PM	5.3	45.5
10/28/2015 10:38:00 PM	5.8	45.0
10/28/2015 10:39:00 PM	5.2	44.8
10/28/2015 10:40:00 PM	5.6	45.1
10/28/2015 10:42:00 PM	7.0	51.2
10/28/2015 10:43:00 PM	5.6	47.7
10/28/2015 10:44:00 PM	6.7	52.0
10/28/2015 10:45:00 PM	7.1	53.0
10/28/2015 10:46:00 PM	6.7	51.7
10/28/2015 10:47:00 PM	6.8	50.5
10/28/2015 10:48:00 PM	5.4	45.1
10/28/2015 10:49:00 PM	6.0	46.4
10/28/2015 10:50:00 PM	5.6	47.7
10/28/2015 10:51:00 PM	6.1	47.4
10/28/2015 10:52:00 PM	6.3	49.3
10/28/2015 10:53:00 PM	5.3	45.5
10/28/2015 10:57:00 PM	6.9	52.0
10/28/2015 10:58:00 PM	7.0	51.1
10/28/2015 10:59:00 PM	5.7	47.2
10/28/2015 11:00:00 PM	5.7	46.8
10/28/2015 11:01:00 PM	5.7	45.8
10/28/2015 11:02:00 PM	5.9	49.0
10/28/2015 11:04:00 PM	6.6	50.0
10/28/2015 11:05:00 PM	5.7	47.0
10/28/2015 11:06:00 PM	6.4	50.3
10/28/2015 11:07:00 PM	6.8	52.4
10/28/2015 11:08:00 PM	6.5	50.2
10/28/2015 11:09:00 PM	6.8	49.9
10/28/2015 11:10:00 PM	6.4	49.1
10/28/2015 11:11:00 PM	5.7	44.8
10/28/2015 11:12:00 PM	5.7	46.0
10/28/2015 11:13:00 PM	6.5	49.6
10/28/2015 11:14:00 PM	5.9	48.7
10/28/2015 11:15:00 PM	6.2	47.4
10/28/2015 11:16:00 PM	4.8	42.6
10/28/2015 11:17:00 PM	5.7	44.5
10/28/2015 11:18:00 PM	5.0	41.0
10/28/2015 11:19:00 PM	5.1	43.0

10/28/2015 11:20:00 PM	5.6	45.4
10/28/2015 11:21:00 PM	5.2	46.0
10/28/2015 11:22:00 PM	5.3	42.7
10/28/2015 11:23:00 PM	4.6	40.6
10/28/2015 11:24:00 PM	4.9	41.9
10/28/2015 11:25:00 PM	5.3	43.3
10/28/2015 11:26:00 PM	5.0	42.6
10/28/2015 11:27:00 PM	5.6	46.1
10/28/2015 11:28:00 PM	4.5	42.8
10/28/2015 11:29:00 PM	5.7	45.3
10/28/2015 11:30:00 PM	5.2	42.0
10/28/2015 11:31:00 PM	4.8	40.2
10/28/2015 11:32:00 PM	5.1	43.6
10/28/2015 11:33:00 PM	5.6	45.4
10/28/2015 11:34:00 PM	4.8	38.0
10/28/2015 11:35:00 PM	4.8	45.6
10/29/2015 1:11:00 AM	3.7	39.9
10/29/2015 1:13:00 AM	4.0	40.6
10/29/2015 1:14:00 AM	3.7	43.3
10/29/2015 1:15:00 AM	3.9	41.9
10/29/2015 1:16:00 AM	3.9	41.7
10/29/2015 1:18:00 AM	4.1	43.3
10/29/2015 1:19:00 AM	3.6	40.7
10/29/2015 1:20:00 AM	4.3	41.2
10/29/2015 1:21:00 AM	4.3	42.2
10/29/2015 1:24:00 AM	4.2	43.0
10/29/2015 1:25:00 AM	4.3	43.5
10/29/2015 1:30:00 AM	4.2	43.6
10/29/2015 1:31:00 AM	4.7	44.7
10/29/2015 1:32:00 AM	4.6	45.5
10/29/2015 1:34:00 AM	3.6	40.6
10/29/2015 1:35:00 AM	3.9	42.5
10/29/2015 1:36:00 AM	4.3	43.6
10/29/2015 1:40:00 AM	5.6	47.5
10/29/2015 1:42:00 AM	4.4	43.5
10/29/2015 1:43:00 AM	3.7	42.9
10/29/2015 1:46:00 AM	4.6	45.6
10/29/2015 1:48:00 AM	4.5	43.8
10/29/2015 1:50:00 AM	4.1	41.1
10/29/2015 1:52:00 AM	3.8	38.1
10/29/2015 1:57:00 AM	3.5	36.4
10/29/2015 2:02:00 AM	3.5	37.0
10/29/2015 2:04:00 AM	3.7	40.6
10/29/2015 2:05:00 AM	3.5	41.2
10/29/2015 2:07:00 AM	3.7	40.4
10/29/2015 2:08:00 AM	3.5	39.6
10/29/2015 2:12:00 AM	4.5	44.5
10/29/2015 2:13:00 AM	3.8	40.3
10/29/2015 10:14:00 PM	6.8	53.4
10/29/2015 10:16:00 PM	6.4	50.1
10/29/2015 10:17:00 PM	6.7	53.9
10/29/2015 10:18:00 PM	6.8	52.0
10/29/2015 10:19:00 PM	6.0	49.8
10/29/2015 10:20:00 PM	6.3	50.0
10/29/2015 10:21:00 PM	6.0	47.1

10/29/2015 10:22:00 PM	5.6	48.3
10/29/2015 10:23:00 PM	5.8	47.9
10/29/2015 10:24:00 PM	5.6	47.5
10/29/2015 10:26:00 PM	6.0	50.0
10/29/2015 10:27:00 PM	6.3	49.7
10/29/2015 10:28:00 PM	6.0	48.9
10/29/2015 10:29:00 PM	5.2	46.1
10/29/2015 10:30:00 PM	6.7	52.8
10/29/2015 10:31:00 PM	5.7	45.8
10/29/2015 10:32:00 PM	5.3	46.5
10/29/2015 10:33:00 PM	5.6	46.6
10/29/2015 10:34:00 PM	6.4	50.6
10/29/2015 10:48:00 PM	5.9	47.8
10/29/2015 10:49:00 PM	5.3	47.0
10/29/2015 10:51:00 PM	6.7	52.2
10/29/2015 10:52:00 PM	6.7	52.6
10/29/2015 10:53:00 PM	6.6	51.3
10/29/2015 10:54:00 PM	5.5	47.5
10/29/2015 11:17:00 PM	6.7	50.4
10/29/2015 11:19:00 PM	7.1	52.5
10/29/2015 11:25:00 PM	7.0	51.1
10/29/2015 11:26:00 PM	6.1	50.2
10/29/2015 11:27:00 PM	5.6	45.4
10/30/2015 1:42:00 AM	6.2	49.8
10/30/2015 1:43:00 AM	5.9	48.6
10/30/2015 1:45:00 AM	6.5	49.8
10/30/2015 1:47:00 AM	6.9	52.3
10/30/2015 1:48:00 AM	6.3	49.3
10/30/2015 1:52:00 AM	6.8	52.0
10/30/2015 1:54:00 AM	5.9	48.7
10/30/2015 1:55:00 AM	5.2	47.0
10/30/2015 1:57:00 AM	6.1	49.8
10/30/2015 1:58:00 AM	5.7	47.3
10/30/2015 1:59:00 AM	5.7	47.9
10/30/2015 2:00:00 AM	5.7	49.9
10/30/2015 2:01:00 AM	5.4	47.2
10/30/2015 2:02:00 AM	5.2	47.1
10/30/2015 2:03:00 AM	5.6	49.4
10/30/2015 2:04:00 AM	5.2	45.6
10/30/2015 2:05:00 AM	4.9	47.4
10/30/2015 3:46:00 AM	5.5	46.3
10/30/2015 3:48:00 AM	5.0	43.9
10/30/2015 3:49:00 AM	4.3	43.0
10/30/2015 3:55:00 AM	5.4	45.5
10/30/2015 3:56:00 AM	5.0	43.0
10/30/2015 3:58:00 AM	5.5	45.7
10/30/2015 3:59:00 AM	5.6	47.3
11/02/2015 11:50:00 PM	4.6	44.6
11/02/2015 11:52:00 PM	4.4	43.5
11/02/2015 11:53:00 PM	4.8	43.6
11/02/2015 11:55:00 PM	4.7	47.3
11/02/2015 11:56:00 PM	5.6	48.6
11/02/2015 11:57:00 PM	4.9	47.3
11/03/2015 12:00:00 AM	5.1	46.7
11/03/2015 12:01:00 AM	5.1	47.1

11/03/2015 12:04:00 AM	5.7	46.6
11/03/2015 12:07:00 AM	5.6	47.4
11/03/2015 12:11:00 AM	5.0	46.5
11/03/2015 12:13:00 AM	4.9	44.4
11/03/2015 12:14:00 AM	5.2	47.5
11/03/2015 12:15:00 AM	4.7	42.3
11/03/2015 12:16:00 AM	4.6	43.3
11/03/2015 12:17:00 AM	4.2	41.6
11/03/2015 12:18:00 AM	4.7	46.2
11/03/2015 12:19:00 AM	4.5	43.8
11/03/2015 12:20:00 AM	4.7	43.8
11/03/2015 12:21:00 AM	4.5	44.2
11/03/2015 12:22:00 AM	4.9	46.2
11/03/2015 12:24:00 AM	4.4	43.8
11/03/2015 12:25:00 AM	4.4	42.2
11/03/2015 12:26:00 AM	4.1	40.0
11/03/2015 12:27:00 AM	3.8	41.0
11/03/2015 12:28:00 AM	4.6	44.4
11/03/2015 12:29:00 AM	4.2	42.6
11/03/2015 12:30:00 AM	4.0	40.5
11/03/2015 12:32:00 AM	5.2	45.9
11/03/2015 12:33:00 AM	3.9	39.4
11/03/2015 12:34:00 AM	4.0	40.1
11/03/2015 12:35:00 AM	4.2	42.2
11/03/2015 12:36:00 AM	4.1	43.4
11/03/2015 12:38:00 AM	4.4	43.7
11/03/2015 12:39:00 AM	5.1	47.1
11/03/2015 12:40:00 AM	4.6	44.3
11/03/2015 12:41:00 AM	5.1	45.7
11/03/2015 12:42:00 AM	5.1	45.0
11/03/2015 12:43:00 AM	5.3	47.2
11/03/2015 12:44:00 AM	4.6	44.4
11/03/2015 12:45:00 AM	4.6	45.0
11/03/2015 12:46:00 AM	5.4	46.7
11/03/2015 12:48:00 AM	5.2	44.3
11/06/2015 11:23:00 PM	5.3	44.3
11/06/2015 11:24:00 PM	5.3	45.2
11/06/2015 11:25:00 PM	5.4	46.1
11/06/2015 11:26:00 PM	6.9	52.6
11/06/2015 11:27:00 PM	6.5	50.5
11/06/2015 11:28:00 PM	6.9	51.1
11/06/2015 11:29:00 PM	5.9	48.1
11/06/2015 11:30:00 PM	6.1	49.9
11/06/2015 11:31:00 PM	5.9	47.1
11/06/2015 11:32:00 PM	7.1	51.9
11/06/2015 11:33:00 PM	5.6	45.8
11/06/2015 11:34:00 PM	6.1	48.8
11/06/2015 11:35:00 PM	6.5	49.8
11/06/2015 11:36:00 PM	5.2	44.8
11/06/2015 11:39:00 PM	7.0	51.5
11/06/2015 11:40:00 PM	5.7	46.0
11/06/2015 11:41:00 PM	5.6	45.8
11/06/2015 11:42:00 PM	5.2	44.6
11/06/2015 11:43:00 PM	5.2	41.8
11/06/2015 11:44:00 PM	5.4	45.7

11/11/2015 10:39:00 PM	4.7	40.1
11/11/2015 10:40:00 PM	5.0	42.5
11/11/2015 10:41:00 PM	5.7	46.8
11/11/2015 10:42:00 PM	5.5	42.9
11/11/2015 10:43:00 PM	5.7	49.1
11/12/2015 1:50:00 AM	6.9	52.3
11/15/2015 10:51:00 PM	3.8	34.2
11/15/2015 10:52:00 PM	3.8	35.3
11/15/2015 10:53:00 PM	4.2	35.9
11/15/2015 10:54:00 PM	3.8	34.6
11/15/2015 10:55:00 PM	4.0	35.6
11/15/2015 10:56:00 PM	3.9	36.5
11/15/2015 10:57:00 PM	4.1	36.1
11/15/2015 10:58:00 PM	4.1	35.8
11/15/2015 10:59:00 PM	4.3	36.7
11/15/2015 11:00:00 PM	4.2	36.2
11/15/2015 11:01:00 PM	4.2	36.5
11/15/2015 11:02:00 PM	4.4	35.9
11/15/2015 11:03:00 PM	4.6	36.7
11/15/2015 11:04:00 PM	4.3	35.5
11/15/2015 11:05:00 PM	4.5	36.8
11/15/2015 11:06:00 PM	4.7	37.6
11/15/2015 11:07:00 PM	4.7	39.3
11/15/2015 11:08:00 PM	4.4	38.1
11/15/2015 11:09:00 PM	4.5	38.6
11/15/2015 11:10:00 PM	4.3	37.0
11/15/2015 11:11:00 PM	4.6	38.5
11/15/2015 11:12:00 PM	4.4	38.4
11/15/2015 11:13:00 PM	4.1	36.6
11/15/2015 11:14:00 PM	4.1	35.3
11/15/2015 11:15:00 PM	4.1	36.5
11/15/2015 11:16:00 PM	4.1	36.6
11/15/2015 11:17:00 PM	4.0	36.4
11/15/2015 11:18:00 PM	4.2	37.0
11/15/2015 11:19:00 PM	4.1	35.6
11/15/2015 11:20:00 PM	4.3	37.2
11/26/2015 10:47:00 PM	6.5	54.0
12/11/2015 12:09:00 AM	5.9	52.5
12/11/2015 12:10:00 AM	5.5	50.8
12/11/2015 12:26:00 AM	6.7	55.0
12/11/2015 12:27:00 AM	5.9	52.9
12/11/2015 12:29:00 AM	6.1	50.9
12/11/2015 12:30:00 AM	6.2	52.5
12/11/2015 12:31:00 AM	5.6	50.6
12/11/2015 12:45:00 AM	5.9	52.5
12/11/2015 1:07:00 AM	6.2	51.3
12/11/2015 1:08:00 AM	5.5	50.0
12/11/2015 1:11:00 AM	4.8	46.2

Table 7 - Valid Ambient 1-minute Sound Data - Monitor B
Jericho Wind Farm Fall Audit, 1501440

Day and Time of Measurement [1]	Average Wind Speed (1 Minute Average)	Measured Leq (dBA)
10/27/2015 10:25:00 PM	6.7	55.8
10/27/2015 10:27:00 PM	6.7	54.7
10/27/2015 10:28:00 PM	6.3	53.1
10/27/2015 10:30:00 PM	6.8	54.0
10/27/2015 10:34:00 PM	7.3	55.4
10/27/2015 10:36:00 PM	5.6	51.8
10/27/2015 10:47:00 PM	6.8	55.6
10/27/2015 10:48:00 PM	7.0	55.2
10/27/2015 10:49:00 PM	6.5	55.0
10/27/2015 10:50:00 PM	6.9	54.3
10/27/2015 10:58:00 PM	6.9	55.2
10/27/2015 10:59:00 PM	6.7	54.3
10/27/2015 11:00:00 PM	6.9	55.5
10/27/2015 11:01:00 PM	6.5	53.8
10/27/2015 11:02:00 PM	7.3	55.1
10/27/2015 11:05:00 PM	6.7	54.7
10/27/2015 11:07:00 PM	5.9	52.4
10/27/2015 11:08:00 PM	5.6	53.0
10/27/2015 11:11:00 PM	6.8	55.7
10/27/2015 11:13:00 PM	5.6	52.1
10/27/2015 11:14:00 PM	5.8	51.7
10/27/2015 11:15:00 PM	6.8	54.0
10/27/2015 11:16:00 PM	5.6	51.3
10/27/2015 11:30:00 PM	7.3	56.4
10/27/2015 11:31:00 PM	6.8	55.3
10/27/2015 11:34:00 PM	6.0	51.8
10/27/2015 11:37:00 PM	5.9	52.7
10/27/2015 11:41:00 PM	6.0	52.0
10/27/2015 11:46:00 PM	7.5	56.5
10/27/2015 11:48:00 PM	5.7	51.7
10/27/2015 11:50:00 PM	7.1	54.7
10/27/2015 11:52:00 PM	5.8	52.2
10/27/2015 11:53:00 PM	6.7	53.6
10/27/2015 11:54:00 PM	5.5	52.0
10/27/2015 11:55:00 PM	7.0	56.3
10/27/2015 11:56:00 PM	5.7	52.8
10/28/2015 12:05:00 AM	6.6	54.7
10/28/2015 12:06:00 AM	5.8	53.3
10/28/2015 12:07:00 AM	5.7	51.8
10/28/2015 12:15:00 AM	7.1	56.7
10/28/2015 12:20:00 AM	6.8	56.4
10/28/2015 12:21:00 AM	5.9	52.1
10/28/2015 10:06:00 PM	5.2	46.3
10/28/2015 10:07:00 PM	4.7	45.4
10/28/2015 10:08:00 PM	5.4	46.3
10/28/2015 10:09:00 PM	4.7	46.2
10/28/2015 10:10:00 PM	4.6	47.0
10/28/2015 10:12:00 PM	5.5	46.4
10/28/2015 10:14:00 PM	4.9	45.8

10/28/2015 10:16:00 PM	5.2	46.3
10/28/2015 10:17:00 PM	4.0	45.0
10/28/2015 10:18:00 PM	4.7	45.5
10/28/2015 10:21:00 PM	4.6	45.3
10/28/2015 10:22:00 PM	4.7	45.6
10/28/2015 10:25:00 PM	4.5	44.8
10/28/2015 10:27:00 PM	5.2	46.7
10/28/2015 10:29:00 PM	4.8	45.3
10/28/2015 10:30:00 PM	5.0	46.0
10/28/2015 10:36:00 PM	4.5	45.9
10/28/2015 10:40:00 PM	4.9	45.9
10/28/2015 10:41:00 PM	4.7	45.7
10/28/2015 10:43:00 PM	5.3	48.0
10/28/2015 10:44:00 PM	4.6	46.3
10/28/2015 10:45:00 PM	5.1	46.2
10/28/2015 10:51:00 PM	3.8	44.7
10/28/2015 10:52:00 PM	3.9	44.5
10/28/2015 10:53:00 PM	3.8	44.8
10/28/2015 10:55:00 PM	4.1	45.0
10/28/2015 10:57:00 PM	5.0	45.9
10/28/2015 11:01:00 PM	4.9	45.5
10/28/2015 11:06:00 PM	5.6	47.1
10/28/2015 11:07:00 PM	5.3	47.7
10/28/2015 11:08:00 PM	5.5	48.9
10/28/2015 11:10:00 PM	5.6	46.9
10/28/2015 11:11:00 PM	6.3	49.8
10/28/2015 11:13:00 PM	5.2	46.6
10/28/2015 11:14:00 PM	5.0	47.1
10/28/2015 11:17:00 PM	4.8	46.7
10/28/2015 11:18:00 PM	5.7	49.8
10/28/2015 11:19:00 PM	5.6	47.3
10/28/2015 11:20:00 PM	4.7	46.6
10/28/2015 11:21:00 PM	5.1	48.0
10/28/2015 11:22:00 PM	5.5	46.6
10/28/2015 11:23:00 PM	5.1	46.5
10/28/2015 11:28:00 PM	5.4	46.7
10/28/2015 11:29:00 PM	4.6	45.4
10/28/2015 11:32:00 PM	4.7	46.4
10/28/2015 11:35:00 PM	5.2	46.6
10/28/2015 11:36:00 PM	4.7	46.4
10/28/2015 11:39:00 PM	5.1	45.6
10/28/2015 11:40:00 PM	4.7	45.7
10/28/2015 11:41:00 PM	4.6	45.6
10/28/2015 11:43:00 PM	4.7	47.8
10/28/2015 11:44:00 PM	5.0	47.2
10/28/2015 11:45:00 PM	5.6	50.0
10/28/2015 11:47:00 PM	4.9	47.5
10/28/2015 11:48:00 PM	5.9	49.6
10/28/2015 11:50:00 PM	7.2	51.5
10/28/2015 11:51:00 PM	5.4	48.0
10/28/2015 11:52:00 PM	4.9	46.2
10/28/2015 11:53:00 PM	4.6	46.0
10/28/2015 11:56:00 PM	6.3	51.4
10/29/2015 12:00:00 AM	5.0	47.1
10/29/2015 12:02:00 AM	6.0	50.5

10/29/2015 12:03:00 AM	4.7	46.8
10/29/2015 12:04:00 AM	4.5	47.0
10/29/2015 12:06:00 AM	4.7	46.2
10/29/2015 12:10:00 AM	5.4	47.6
10/29/2015 12:11:00 AM	5.2	47.2
10/29/2015 12:12:00 AM	5.0	47.5
10/29/2015 12:13:00 AM	4.8	46.5
10/29/2015 12:14:00 AM	5.1	46.5
10/29/2015 12:18:00 AM	5.0	47.5
10/29/2015 12:20:00 AM	6.1	48.8
10/29/2015 12:22:00 AM	6.3	48.7
10/29/2015 12:23:00 AM	5.1	46.6
10/29/2015 12:25:00 AM	4.5	45.9
10/29/2015 12:26:00 AM	4.7	46.5
10/29/2015 12:27:00 AM	4.8	46.1
10/29/2015 12:29:00 AM	5.0	47.3
10/29/2015 12:30:00 AM	4.6	46.3
10/29/2015 12:31:00 AM	4.5	45.8
10/29/2015 12:34:00 AM	3.8	45.0
10/29/2015 12:38:00 AM	3.7	45.0
10/29/2015 12:39:00 AM	4.1	44.2
10/29/2015 12:40:00 AM	3.7	44.8
10/29/2015 12:41:00 AM	3.6	44.7
10/29/2015 12:42:00 AM	4.2	44.3
10/29/2015 12:45:00 AM	3.6	44.5
10/29/2015 12:49:00 AM	3.6	43.7
10/29/2015 12:58:00 AM	3.6	44.7
10/29/2015 12:59:00 AM	3.7	43.2
10/29/2015 1:02:00 AM	3.7	44.9
10/29/2015 1:04:00 AM	4.8	46.0
10/29/2015 1:05:00 AM	3.6	44.1
10/29/2015 1:07:00 AM	4.6	45.2
10/29/2015 1:13:00 AM	4.8	47.2
10/29/2015 1:17:00 AM	4.9	46.5
10/29/2015 1:21:00 AM	4.6	46.1
10/29/2015 1:24:00 AM	4.6	46.2
10/29/2015 1:25:00 AM	4.5	46.4
10/29/2015 1:26:00 AM	4.6	46.4
10/29/2015 1:27:00 AM	4.6	47.4
10/29/2015 1:28:00 AM	4.9	46.0
10/29/2015 1:29:00 AM	3.9	44.9
10/29/2015 1:30:00 AM	3.6	44.4
10/29/2015 1:32:00 AM	3.8	44.5
10/29/2015 1:34:00 AM	3.8	45.0
10/29/2015 1:35:00 AM	3.6	44.7
10/29/2015 1:36:00 AM	4.9	47.1
10/29/2015 1:37:00 AM	3.9	45.0
10/29/2015 1:39:00 AM	4.6	45.6
10/29/2015 1:40:00 AM	4.0	45.0
10/29/2015 1:42:00 AM	4.6	47.7
10/29/2015 1:44:00 AM	3.8	45.0
10/29/2015 1:45:00 AM	3.8	44.4
10/29/2015 1:47:00 AM	4.0	43.9
10/30/2015 1:42:00 AM	5.5	48.9
10/30/2015 1:44:00 AM	5.6	49.5

10/30/2015 1:47:00 AM	3.8	43.7
10/30/2015 1:48:00 AM	3.7	45.0
10/30/2015 1:49:00 AM	3.9	44.9
10/30/2015 1:51:00 AM	5.0	48.0
10/30/2015 1:54:00 AM	5.1	47.6
10/30/2015 1:56:00 AM	5.9	53.2
10/30/2015 1:57:00 AM	6.3	53.0
10/30/2015 1:58:00 AM	5.9	51.8
10/30/2015 1:59:00 AM	6.1	51.8
10/30/2015 2:00:00 AM	6.1	52.5
10/30/2015 2:01:00 AM	6.1	52.2
10/30/2015 2:03:00 AM	6.0	51.3
10/30/2015 2:04:00 AM	5.5	51.0
10/30/2015 2:07:00 AM	5.0	47.1
10/30/2015 2:09:00 AM	4.6	47.1
10/30/2015 2:10:00 AM	4.6	46.1
11/06/2015 10:24:00 PM	3.7	43.5
11/06/2015 10:25:00 PM	3.9	44.7
11/06/2015 10:26:00 PM	4.7	45.5
11/06/2015 10:27:00 PM	4.0	44.0
11/06/2015 10:28:00 PM	4.8	46.9
11/06/2015 10:29:00 PM	4.8	47.0
11/06/2015 10:31:00 PM	4.7	44.8
11/06/2015 10:33:00 PM	5.3	48.7
11/06/2015 10:34:00 PM	4.8	47.5
11/06/2015 10:35:00 PM	5.2	46.8
11/06/2015 10:36:00 PM	4.2	45.3
11/06/2015 10:38:00 PM	4.7	45.0
11/06/2015 10:39:00 PM	3.9	43.5
11/06/2015 10:41:00 PM	4.6	45.2
11/06/2015 10:42:00 PM	4.2	43.2
11/06/2015 10:44:00 PM	4.1	45.4
11/06/2015 10:45:00 PM	4.0	43.5
11/06/2015 10:46:00 PM	3.7	43.4
11/06/2015 10:49:00 PM	5.3	46.5
11/06/2015 10:50:00 PM	5.1	48.2
11/06/2015 10:51:00 PM	5.0	48.8
11/06/2015 10:53:00 PM	4.7	46.0
11/06/2015 10:54:00 PM	5.0	48.9
11/06/2015 10:58:00 PM	5.8	50.6
11/06/2015 10:59:00 PM	5.4	48.7
11/06/2015 11:00:00 PM	5.3	49.7
11/06/2015 11:01:00 PM	5.8	50.7
11/06/2015 11:02:00 PM	5.0	45.6
11/06/2015 11:03:00 PM	4.8	47.4
11/06/2015 11:04:00 PM	4.9	46.9
11/06/2015 11:49:00 PM	3.8	43.5
11/06/2015 11:51:00 PM	3.6	44.8
11/06/2015 11:52:00 PM	4.0	45.7
11/06/2015 11:54:00 PM	4.0	45.0
11/06/2015 11:58:00 PM	4.0	45.8
11/06/2015 11:59:00 PM	4.6	49.6
11/07/2015 12:00:00 AM	3.6	45.2
11/07/2015 12:03:00 AM	5.0	48.5
11/07/2015 12:06:00 AM	5.5	50.2

11/07/2015 12:09:00 AM	5.4	49.7
11/07/2015 12:14:00 AM	5.5	50.3
11/07/2015 12:16:00 AM	5.3	49.5
11/07/2015 12:19:00 AM	4.7	48.4
11/07/2015 12:20:00 AM	5.6	52.2
11/07/2015 12:21:00 AM	5.1	48.5
11/07/2015 12:22:00 AM	4.8	46.4
11/07/2015 12:23:00 AM	4.6	47.1
11/07/2015 1:32:00 AM	3.8	43.8
11/07/2015 1:33:00 AM	4.2	44.3
11/07/2015 1:36:00 AM	3.9	42.8
11/07/2015 1:48:00 AM	4.1	42.8
11/07/2015 1:55:00 AM	3.9	44.0
11/10/2015 12:37:00 AM	3.6	43.9
11/10/2015 1:26:00 AM	5.1	43.5
11/10/2015 1:27:00 AM	4.6	41.1
11/10/2015 1:28:00 AM	4.4	42.7
11/10/2015 1:29:00 AM	4.6	42.4
11/10/2015 1:30:00 AM	4.7	41.1
11/10/2015 1:31:00 AM	4.1	40.1
11/10/2015 1:32:00 AM	3.5	39.7
11/10/2015 1:33:00 AM	3.8	39.6
11/10/2015 1:36:00 AM	3.5	39.1
11/10/2015 1:38:00 AM	3.8	42.0
11/10/2015 1:40:00 AM	3.6	43.3
11/10/2015 1:41:00 AM	3.7	43.3
11/10/2015 1:42:00 AM	3.9	41.4
11/10/2015 1:43:00 AM	4.1	41.2
11/10/2015 1:44:00 AM	4.4	41.3
11/10/2015 1:45:00 AM	4.4	40.9
11/10/2015 1:46:00 AM	3.9	41.3
11/10/2015 1:47:00 AM	4.3	40.3
11/10/2015 1:48:00 AM	4.3	42.0
11/10/2015 1:49:00 AM	4.5	40.8
11/10/2015 1:50:00 AM	4.0	40.1
11/10/2015 1:51:00 AM	4.7	41.5
11/10/2015 1:52:00 AM	5.2	43.8
11/10/2015 1:53:00 AM	4.5	40.3
11/10/2015 1:54:00 AM	4.2	40.1
11/10/2015 1:55:00 AM	3.9	39.3
11/10/2015 1:56:00 AM	3.6	42.7
11/10/2015 1:57:00 AM	3.9	39.8
11/10/2015 1:58:00 AM	3.9	39.2
11/10/2015 1:59:00 AM	3.7	38.8
11/10/2015 2:00:00 AM	3.8	39.6
11/10/2015 2:01:00 AM	4.0	43.5
11/10/2015 2:02:00 AM	4.6	42.8
11/10/2015 2:03:00 AM	3.8	40.6
11/10/2015 2:04:00 AM	3.9	44.1
11/10/2015 2:05:00 AM	4.0	42.8
11/10/2015 2:06:00 AM	3.9	39.5
11/10/2015 2:07:00 AM	4.2	40.5
11/10/2015 2:08:00 AM	4.2	40.7
11/12/2015 12:41:00 AM	5.9	48.6
11/12/2015 12:42:00 AM	5.6	51.7

11/12/2015 12:43:00 AM	6.1	49.2
11/12/2015 12:44:00 AM	6.4	48.2
11/12/2015 12:45:00 AM	6.4	51.1
11/12/2015 12:46:00 AM	6.8	50.4
11/12/2015 12:47:00 AM	6.8	51.0
11/12/2015 12:48:00 AM	6.8	52.8
11/12/2015 12:51:00 AM	6.9	52.0
11/12/2015 12:52:00 AM	6.3	51.3
11/12/2015 12:53:00 AM	7.0	52.8
11/12/2015 12:54:00 AM	6.5	53.4
11/12/2015 12:55:00 AM	6.9	51.0
11/12/2015 12:56:00 AM	6.4	50.2
11/12/2015 12:57:00 AM	6.4	47.5
11/12/2015 12:58:00 AM	6.2	52.6
11/12/2015 1:00:00 AM	6.7	52.1
11/12/2015 1:01:00 AM	6.3	48.3
11/12/2015 1:02:00 AM	6.5	52.3
11/12/2015 1:03:00 AM	6.6	50.9
11/12/2015 1:04:00 AM	7.2	53.9
11/12/2015 1:07:00 AM	6.9	51.5
11/12/2015 1:08:00 AM	6.0	52.8
11/12/2015 1:09:00 AM	7.3	52.9
11/12/2015 1:10:00 AM	6.7	53.2
11/12/2015 1:11:00 AM	7.5	53.4
11/12/2015 1:12:00 AM	7.5	52.5
11/12/2015 1:15:00 AM	6.2	51.4
11/12/2015 1:16:00 AM	6.9	52.2
11/12/2015 1:17:00 AM	6.5	53.4
11/12/2015 1:19:00 AM	7.2	52.0
11/12/2015 1:20:00 AM	7.0	51.9
11/12/2015 1:21:00 AM	5.7	50.8
11/12/2015 1:24:00 AM	6.9	52.3
11/12/2015 1:25:00 AM	6.2	50.0
11/12/2015 1:26:00 AM	6.5	49.1
11/12/2015 1:29:00 AM	7.5	53.2
11/12/2015 1:33:00 AM	6.2	47.4
11/12/2015 1:34:00 AM	6.5	52.4
11/12/2015 1:35:00 AM	6.1	48.1
11/12/2015 1:36:00 AM	6.9	53.7
11/12/2015 1:37:00 AM	6.8	51.5
11/12/2015 1:44:00 AM	6.9	49.5
11/12/2015 1:45:00 AM	6.4	50.3
11/12/2015 1:46:00 AM	7.2	53.6
11/12/2015 1:47:00 AM	6.4	52.5
11/12/2015 1:49:00 AM	7.5	51.0
11/12/2015 1:55:00 AM	7.0	52.0
11/12/2015 2:16:00 AM	5.9	51.0
11/12/2015 2:17:00 AM	7.1	52.7
11/17/2015 10:03:00 PM	7.0	52.7
11/17/2015 10:04:00 PM	7.2	55.8
11/17/2015 10:06:00 PM	7.5	51.9
11/17/2015 10:07:00 PM	7.1	53.7
11/17/2015 10:12:00 PM	7.1	51.8
11/17/2015 10:13:00 PM	7.1	55.8

Table 8 - Valid Ambient 1-minute Sound Data - Monitor C
Jericho Wind Farm Fall Audit, 1501440

Day and Time of Measurement [1]	Average Wind Speed (1 Minute Average)	Measured Leq (dBA)
10/27/2015 10:27:00 PM	4.6	46.5
10/27/2015 10:34:00 PM	4.7	46.4
10/27/2015 10:45:00 PM	5.0	46.2
10/27/2015 10:49:00 PM	4.7	45.6
10/27/2015 11:24:00 PM	4.8	46.0
10/27/2015 11:30:00 PM	4.5	46.9
10/27/2015 11:31:00 PM	4.7	46.7
10/28/2015 10:00:00 PM	6.6	51.2
10/28/2015 10:01:00 PM	6.6	48.6
10/28/2015 10:02:00 PM	5.5	44.9
10/28/2015 10:03:00 PM	5.9	46.0
10/28/2015 10:05:00 PM	6.2	48.3
10/28/2015 10:06:00 PM	5.7	46.5
10/28/2015 10:07:00 PM	6.7	48.8
10/28/2015 10:08:00 PM	5.4	44.5
10/28/2015 10:09:00 PM	6.0	46.9
10/28/2015 10:10:00 PM	5.7	45.3
10/28/2015 10:11:00 PM	6.1	46.4
10/28/2015 10:12:00 PM	5.8	47.7
10/28/2015 10:13:00 PM	5.7	46.8
10/28/2015 10:14:00 PM	6.0	46.7
10/28/2015 10:15:00 PM	6.3	47.0
10/28/2015 10:18:00 PM	6.2	47.9
10/28/2015 10:20:00 PM	6.9	49.5
10/28/2015 10:21:00 PM	7.1	52.3
10/28/2015 10:22:00 PM	6.0	47.2
10/28/2015 10:26:00 PM	7.0	50.9
10/28/2015 10:27:00 PM	5.8	47.5
10/28/2015 10:28:00 PM	6.9	51.9
10/28/2015 10:29:00 PM	5.4	45.4
10/28/2015 10:30:00 PM	5.7	45.6
10/28/2015 10:31:00 PM	6.9	51.2
10/28/2015 10:33:00 PM	6.2	46.3
10/28/2015 10:34:00 PM	5.6	44.4
10/28/2015 10:35:00 PM	5.8	46.8
10/28/2015 10:36:00 PM	5.9	48.2
10/28/2015 10:37:00 PM	6.1	47.7
10/28/2015 10:38:00 PM	7.3	52.3
10/28/2015 10:39:00 PM	7.2	51.5
10/28/2015 10:40:00 PM	6.6	49.3
10/28/2015 10:41:00 PM	6.0	47.6
10/28/2015 10:42:00 PM	5.5	44.9
10/28/2015 10:43:00 PM	6.0	47.4
10/28/2015 10:44:00 PM	5.6	45.8
10/28/2015 10:45:00 PM	6.6	52.0
10/28/2015 10:46:00 PM	6.3	47.8
10/28/2015 10:48:00 PM	5.7	45.6
10/28/2015 10:49:00 PM	5.4	44.3
10/28/2015 10:50:00 PM	5.7	45.3

10/28/2015 10:51:00 PM	5.0	43.2
10/28/2015 10:52:00 PM	5.6	47.0
10/28/2015 10:53:00 PM	6.3	48.2
10/28/2015 10:57:00 PM	5.9	46.0
10/28/2015 10:58:00 PM	6.8	51.2
10/28/2015 10:59:00 PM	6.9	50.2
10/28/2015 11:00:00 PM	5.3	43.6
10/28/2015 11:01:00 PM	4.7	41.1
10/28/2015 11:02:00 PM	5.4	44.5
10/28/2015 11:04:00 PM	6.5	48.8
10/28/2015 11:05:00 PM	7.1	52.4
10/28/2015 11:06:00 PM	6.7	52.3
10/28/2015 11:08:00 PM	7.3	52.1
10/28/2015 11:09:00 PM	6.9	52.4
10/28/2015 11:12:00 PM	6.9	52.2
10/28/2015 11:13:00 PM	6.3	47.3
10/28/2015 11:18:00 PM	6.6	49.5
10/28/2015 11:21:00 PM	6.9	49.3
10/28/2015 11:23:00 PM	6.8	50.7
10/28/2015 11:24:00 PM	6.2	47.7
10/28/2015 11:26:00 PM	6.0	47.4
10/28/2015 11:27:00 PM	5.4	43.6
10/28/2015 11:28:00 PM	5.8	46.6
10/28/2015 11:29:00 PM	5.7	45.7
10/28/2015 11:30:00 PM	6.2	48.6
10/28/2015 11:31:00 PM	6.7	51.4
10/28/2015 11:32:00 PM	6.8	50.8
10/28/2015 11:36:00 PM	7.0	51.3
10/28/2015 11:37:00 PM	6.7	49.7
10/28/2015 11:39:00 PM	7.3	52.4
10/28/2015 11:47:00 PM	6.6	49.7
10/28/2015 11:49:00 PM	6.3	47.9
10/28/2015 11:56:00 PM	7.1	51.7
10/28/2015 11:57:00 PM	6.1	46.7
10/28/2015 11:58:00 PM	6.3	48.3
10/29/2015 12:01:00 AM	7.1	51.6
10/29/2015 12:02:00 AM	6.4	47.7
10/29/2015 12:04:00 AM	6.9	51.2
10/29/2015 12:05:00 AM	6.2	47.4
10/29/2015 12:06:00 AM	5.8	46.9
10/29/2015 12:15:00 AM	7.2	52.4
10/29/2015 12:16:00 AM	6.9	51.1
10/29/2015 12:19:00 AM	7.5	52.7
10/29/2015 12:20:00 AM	6.2	47.6
10/29/2015 12:21:00 AM	6.3	48.3
10/29/2015 12:22:00 AM	5.6	45.3
10/29/2015 12:23:00 AM	5.2	43.2
10/29/2015 12:24:00 AM	5.2	43.0
10/29/2015 12:25:00 AM	5.3	44.9
10/29/2015 12:26:00 AM	6.1	47.5
10/29/2015 12:27:00 AM	5.7	46.2
10/29/2015 12:28:00 AM	6.0	45.9
10/29/2015 12:29:00 AM	5.5	45.3
10/29/2015 12:31:00 AM	6.2	47.4
10/29/2015 12:32:00 AM	5.5	45.2

10/29/2015 12:33:00 AM	4.8	41.8
10/29/2015 12:34:00 AM	6.1	46.0
10/29/2015 12:35:00 AM	5.2	43.0
10/29/2015 12:36:00 AM	5.2	43.2
10/29/2015 12:37:00 AM	4.8	41.2
10/29/2015 12:38:00 AM	5.3	44.8
10/29/2015 12:39:00 AM	5.1	41.0
10/29/2015 12:40:00 AM	4.4	40.4
10/29/2015 12:41:00 AM	5.1	41.7
10/29/2015 12:42:00 AM	5.2	42.0
10/29/2015 12:43:00 AM	5.2	43.9
10/29/2015 12:44:00 AM	4.8	40.8
10/29/2015 12:45:00 AM	5.4	42.4
10/29/2015 12:46:00 AM	4.9	41.5
10/29/2015 12:47:00 AM	4.3	40.8
10/29/2015 12:48:00 AM	4.3	38.0
10/29/2015 12:49:00 AM	3.8	37.9
10/29/2015 12:50:00 AM	4.1	38.6
10/29/2015 12:51:00 AM	5.4	43.3
10/29/2015 12:52:00 AM	5.3	42.3
10/29/2015 12:53:00 AM	5.3	42.5
10/29/2015 12:54:00 AM	4.6	40.3
10/29/2015 12:55:00 AM	5.3	43.0
10/29/2015 12:56:00 AM	5.6	44.9
10/29/2015 12:57:00 AM	5.6	44.0
10/29/2015 12:58:00 AM	6.0	46.4
10/29/2015 12:59:00 AM	5.1	42.9
10/29/2015 1:00:00 AM	5.5	45.1
10/29/2015 1:01:00 AM	6.1	47.0
10/29/2015 1:02:00 AM	6.3	47.0
10/29/2015 1:03:00 AM	6.7	50.7
10/29/2015 1:04:00 AM	6.5	47.8
10/29/2015 1:05:00 AM	6.1	46.8
10/29/2015 1:06:00 AM	5.8	44.3
10/29/2015 1:07:00 AM	6.0	47.2
10/29/2015 1:08:00 AM	6.5	49.6
10/29/2015 1:09:00 AM	6.8	52.2
10/29/2015 1:10:00 AM	7.0	51.5
10/29/2015 1:12:00 AM	7.3	52.1
10/29/2015 1:13:00 AM	7.4	52.3
10/29/2015 1:14:00 AM	6.6	49.5
10/29/2015 1:15:00 AM	6.9	51.1
10/29/2015 1:16:00 AM	7.1	50.6
10/30/2015 1:42:00 AM	5.0	45.1
10/30/2015 2:24:00 AM	4.2	39.7
10/30/2015 2:25:00 AM	4.2	40.5
10/30/2015 2:26:00 AM	3.8	38.5
10/30/2015 2:27:00 AM	4.6	42.2
10/30/2015 2:28:00 AM	5.0	42.7
10/30/2015 2:30:00 AM	4.3	40.9
10/30/2015 2:31:00 AM	4.3	40.0
10/30/2015 2:32:00 AM	4.5	40.6
10/30/2015 2:34:00 AM	4.5	43.2
10/30/2015 2:35:00 AM	4.1	41.1
10/30/2015 2:36:00 AM	4.5	40.7

10/30/2015 2:38:00 AM	4.2	39.4
10/30/2015 2:39:00 AM	4.9	43.3
10/30/2015 2:40:00 AM	4.8	42.6
10/30/2015 2:41:00 AM	4.1	38.6
10/30/2015 2:42:00 AM	4.1	40.9
10/30/2015 2:43:00 AM	5.2	45.7
10/30/2015 2:45:00 AM	5.0	44.9
10/30/2015 2:46:00 AM	4.8	45.8
10/30/2015 2:47:00 AM	4.8	42.6
10/30/2015 2:48:00 AM	4.4	40.2
10/30/2015 2:50:00 AM	4.3	39.4
10/30/2015 2:51:00 AM	3.7	36.9
10/30/2015 2:52:00 AM	4.0	38.8
10/30/2015 2:53:00 AM	3.9	37.4
10/30/2015 2:58:00 AM	3.6	36.4
10/30/2015 3:04:00 AM	3.7	37.3
10/30/2015 3:05:00 AM	3.5	38.3
10/30/2015 3:06:00 AM	3.7	36.6
10/30/2015 3:07:00 AM	3.5	37.7
10/30/2015 3:08:00 AM	4.3	40.3
10/30/2015 3:09:00 AM	3.8	37.1
10/30/2015 3:11:00 AM	3.9	38.5
10/30/2015 3:12:00 AM	4.3	39.9
10/30/2015 3:14:00 AM	4.9	42.6
10/30/2015 3:15:00 AM	4.0	39.7
10/30/2015 3:16:00 AM	3.9	41.0
10/30/2015 3:17:00 AM	4.0	40.9
10/30/2015 3:18:00 AM	4.0	39.0
10/30/2015 3:20:00 AM	4.8	43.2
10/30/2015 3:21:00 AM	5.0	46.0
10/30/2015 3:22:00 AM	4.8	43.2
10/30/2015 3:23:00 AM	4.5	41.3
10/30/2015 3:24:00 AM	4.9	44.4
10/30/2015 3:26:00 AM	4.6	41.7
10/30/2015 3:27:00 AM	4.7	44.2
10/30/2015 3:29:00 AM	4.5	42.0
10/30/2015 3:30:00 AM	4.6	44.0
10/30/2015 3:32:00 AM	5.2	47.0
10/30/2015 3:33:00 AM	4.7	46.7
11/03/2015 12:18:00 AM	3.7	39.3
11/03/2015 12:19:00 AM	4.1	40.5
11/03/2015 12:20:00 AM	3.6	38.4
11/03/2015 12:21:00 AM	3.8	40.7
11/03/2015 12:22:00 AM	4.1	40.0
11/03/2015 12:23:00 AM	3.8	40.8
11/03/2015 12:24:00 AM	3.8	39.2
11/03/2015 12:26:00 AM	4.0	39.7
11/03/2015 12:29:00 AM	4.0	40.3
11/03/2015 12:31:00 AM	4.0	40.6
11/03/2015 12:32:00 AM	4.0	40.9
11/03/2015 12:33:00 AM	3.9	40.2
11/03/2015 12:34:00 AM	3.7	40.4
11/03/2015 12:35:00 AM	3.8	39.4
11/03/2015 12:36:00 AM	4.5	40.9
11/03/2015 12:38:00 AM	3.9	40.1

11/03/2015 12:39:00 AM	4.2	39.8
11/03/2015 12:40:00 AM	3.8	39.8
11/03/2015 12:41:00 AM	3.8	39.8
11/03/2015 12:42:00 AM	3.8	40.1
11/03/2015 12:43:00 AM	3.8	39.1
11/03/2015 12:44:00 AM	3.7	38.5
11/03/2015 12:45:00 AM	3.9	39.4
11/06/2015 10:11:00 PM	6.2	50.2
11/06/2015 10:14:00 PM	5.7	47.5
11/06/2015 10:15:00 PM	5.3	44.5
11/06/2015 10:17:00 PM	5.6	46.6
11/06/2015 10:18:00 PM	5.6	47.8
11/06/2015 10:19:00 PM	4.7	45.3
11/06/2015 10:20:00 PM	5.8	50.0
11/06/2015 10:21:00 PM	5.1	44.4
11/06/2015 10:22:00 PM	5.6	50.1
11/06/2015 10:23:00 PM	6.5	51.0
11/06/2015 10:24:00 PM	6.0	48.2
11/06/2015 10:29:00 PM	4.9	43.3
11/06/2015 10:30:00 PM	3.9	41.0
11/06/2015 11:50:00 PM	6.6	51.3
11/06/2015 11:52:00 PM	6.1	49.9
11/06/2015 11:54:00 PM	5.7	49.4
11/06/2015 11:56:00 PM	6.5	49.7
11/06/2015 11:57:00 PM	5.8	49.6
11/06/2015 11:58:00 PM	5.6	47.6
11/07/2015 12:01:00 AM	6.5	51.5
11/07/2015 12:02:00 AM	6.7	50.2
11/07/2015 12:03:00 AM	5.4	45.5
11/07/2015 12:04:00 AM	4.8	45.1
11/07/2015 12:05:00 AM	4.9	43.7
11/07/2015 12:06:00 AM	3.7	41.0
11/07/2015 12:08:00 AM	4.1	39.7
11/07/2015 12:09:00 AM	3.8	39.6
11/07/2015 12:10:00 AM	4.7	44.8
11/07/2015 12:11:00 AM	4.8	43.3
11/07/2015 12:13:00 AM	5.7	48.8
12/11/2015 1:23:00 AM	7.3	52.2
12/11/2015 1:24:00 AM	7.2	53.0
12/11/2015 1:26:00 AM	7.4	52.4
12/11/2015 1:27:00 AM	7.1	52.7
12/11/2015 1:28:00 AM	7.0	50.7
12/11/2015 1:29:00 AM	6.9	51.7
12/11/2015 1:30:00 AM	6.7	51.8
12/11/2015 1:31:00 AM	7.2	50.0
12/11/2015 1:36:00 AM	7.0	51.1
12/11/2015 1:37:00 AM	6.9	52.7
12/11/2015 1:46:00 AM	6.4	48.1
12/11/2015 1:47:00 AM	6.9	49.8
12/11/2015 1:48:00 AM	7.3	51.8
12/11/2015 1:50:00 AM	7.2	52.8
12/11/2015 1:52:00 AM	7.2	52.0
12/11/2015 1:55:00 AM	7.1	51.1
12/11/2015 1:56:00 AM	6.9	49.4
12/11/2015 1:57:00 AM	7.0	52.1

12/11/2015 1:58:00 AM	6.7	49.8
12/11/2015 2:00:00 AM	7.1	50.6
12/11/2015 2:02:00 AM	6.9	51.7
12/11/2015 2:05:00 AM	6.7	50.5
12/11/2015 2:06:00 AM	6.8	49.2
12/11/2015 2:07:00 AM	6.9	52.4
12/11/2015 2:08:00 AM	6.4	48.1
12/11/2015 2:09:00 AM	6.6	49.6
12/11/2015 2:11:00 AM	6.5	47.3
12/11/2015 2:12:00 AM	7.0	50.4
12/11/2015 2:13:00 AM	6.6	51.6
12/11/2015 2:14:00 AM	7.4	52.2
12/11/2015 2:15:00 AM	6.8	49.1
12/11/2015 2:16:00 AM	6.5	50.5
12/11/2015 2:18:00 AM	6.3	45.8
12/11/2015 2:19:00 AM	6.6	50.9
12/11/2015 2:20:00 AM	5.8	44.6
12/11/2015 2:21:00 AM	6.5	48.4
12/11/2015 2:22:00 AM	6.3	48.3
12/11/2015 2:23:00 AM	6.9	51.6
12/11/2015 2:24:00 AM	6.5	47.3
12/11/2015 2:25:00 AM	5.9	44.8
12/11/2015 2:26:00 AM	6.0	48.2
12/11/2015 2:27:00 AM	5.9	49.1
12/11/2015 2:28:00 AM	6.4	49.5
12/11/2015 2:29:00 AM	6.6	49.5
12/11/2015 2:30:00 AM	6.3	45.8
12/11/2015 2:31:00 AM	5.9	47.0
12/11/2015 2:32:00 AM	6.0	47.2
12/11/2015 2:33:00 AM	6.1	46.5
12/11/2015 2:34:00 AM	6.1	45.4
12/11/2015 2:35:00 AM	5.7	44.2
12/11/2015 2:36:00 AM	6.1	45.4
12/11/2015 2:37:00 AM	5.3	43.0
12/11/2015 2:38:00 AM	6.1	47.2
12/11/2015 2:39:00 AM	5.7	46.4
12/11/2015 2:40:00 AM	6.0	45.3
12/11/2015 2:41:00 AM	5.6	44.6
12/11/2015 2:42:00 AM	5.8	45.5
12/11/2015 2:43:00 AM	6.0	46.1
12/11/2015 2:44:00 AM	6.4	48.7
12/11/2015 2:45:00 AM	5.7	43.3
12/11/2015 2:46:00 AM	6.0	47.4
12/11/2015 2:47:00 AM	5.7	45.3
12/11/2015 3:31:00 AM	6.6	47.3
12/11/2015 3:32:00 AM	6.3	48.3
12/11/2015 3:33:00 AM	6.5	48.9
12/11/2015 3:34:00 AM	7.3	52.0
12/11/2015 3:35:00 AM	6.5	48.7
12/11/2015 3:36:00 AM	6.7	49.3
12/11/2015 3:37:00 AM	6.6	49.8
12/11/2015 3:38:00 AM	6.0	50.8
12/11/2015 3:39:00 AM	7.0	50.1
12/11/2015 3:40:00 AM	6.6	49.0
12/11/2015 3:41:00 AM	6.5	47.7

12/11/2015 3:42:00 AM	6.2	46.8
12/11/2015 3:43:00 AM	6.8	51.0
12/11/2015 3:44:00 AM	6.6	49.3
12/11/2015 3:45:00 AM	6.2	46.2
12/11/2015 3:46:00 AM	6.4	51.4
12/11/2015 3:47:00 AM	6.7	49.5
12/11/2015 3:48:00 AM	6.7	50.5
12/11/2015 3:49:00 AM	6.4	50.4
12/11/2015 3:50:00 AM	6.0	44.3
12/11/2015 3:52:00 AM	6.9	49.7
12/11/2015 3:53:00 AM	6.6	49.4
12/11/2015 3:54:00 AM	5.9	48.4
12/11/2015 3:55:00 AM	6.5	50.3
12/11/2015 3:57:00 AM	6.2	45.9
12/11/2015 3:59:00 AM	6.5	47.1
12/11/2015 4:00:00 AM	7.4	53.3
12/11/2015 4:01:00 AM	6.9	48.2
12/11/2015 4:02:00 AM	6.6	49.2
12/11/2015 4:03:00 AM	6.4	50.2
12/11/2015 4:04:00 AM	7.2	51.0
12/11/2015 4:05:00 AM	6.5	49.8
12/11/2015 4:06:00 AM	6.8	49.1
12/11/2015 4:07:00 AM	6.1	49.6
12/11/2015 4:08:00 AM	6.6	49.1
12/11/2015 4:09:00 AM	6.7	50.5
12/11/2015 4:10:00 AM	7.0	50.3
12/11/2015 4:11:00 AM	6.3	47.7
12/11/2015 4:12:00 AM	6.6	53.8
12/11/2015 4:14:00 AM	6.6	49.4
12/11/2015 4:15:00 AM	6.6	50.1
12/11/2015 4:16:00 AM	6.7	51.4
12/11/2015 4:17:00 AM	5.9	44.4
12/11/2015 4:20:00 AM	7.3	53.3
12/11/2015 4:21:00 AM	6.9	50.1
12/11/2015 4:22:00 AM	7.1	51.3
12/11/2015 4:23:00 AM	6.3	49.8
12/11/2015 4:24:00 AM	7.2	53.8
12/11/2015 4:26:00 AM	6.9	51.6
12/11/2015 4:27:00 AM	7.1	53.2
12/11/2015 4:28:00 AM	7.1	52.3
12/11/2015 4:29:00 AM	6.7	48.0
12/11/2015 4:30:00 AM	6.1	51.8
12/11/2015 4:31:00 AM	7.3	51.5
12/11/2015 4:35:00 AM	6.9	52.3
12/11/2015 4:46:00 AM	7.3	53.8

Table 9 - Valid Ambient 1-minute Sound Data - Monitor D
Jericho Wind Farm Fall Audit, 1501440

Day and Time of Measurement [1]	Average Wind Speed (1 Minute Average)	Measured Leq (dBA)
10/27/2015 10:48:00 PM	5.5	49.7
10/28/2015 10:00:00 PM	6.6	50.5
10/28/2015 10:05:00 PM	6.9	51.9
10/28/2015 10:13:00 PM	4.1	40.9
10/28/2015 10:14:00 PM	4.8	42.9
10/28/2015 10:15:00 PM	4.7	45.7
10/28/2015 10:17:00 PM	5.9	49.7
10/28/2015 10:19:00 PM	6.0	49.6
10/28/2015 10:20:00 PM	5.3	44.5
10/28/2015 10:21:00 PM	4.3	41.8
10/28/2015 10:23:00 PM	4.3	40.5
10/28/2015 10:24:00 PM	4.0	38.4
10/28/2015 10:25:00 PM	3.8	38.5
10/28/2015 10:26:00 PM	4.5	42.3
10/28/2015 10:27:00 PM	4.2	40.5
10/28/2015 10:28:00 PM	4.9	43.3
10/28/2015 10:29:00 PM	4.6	42.3
10/28/2015 10:30:00 PM	4.9	45.0
10/28/2015 10:31:00 PM	5.3	44.3
10/28/2015 10:32:00 PM	6.5	53.0
10/28/2015 10:33:00 PM	6.8	50.9
10/28/2015 10:34:00 PM	6.6	51.0
10/28/2015 10:35:00 PM	6.0	46.3
10/28/2015 10:36:00 PM	5.9	50.3
10/28/2015 10:41:00 PM	6.7	51.6
10/28/2015 10:43:00 PM	5.8	48.6
10/28/2015 10:44:00 PM	5.3	44.9
10/28/2015 10:46:00 PM	6.3	50.4
10/28/2015 10:47:00 PM	5.6	47.0
10/28/2015 10:48:00 PM	4.4	42.3
10/28/2015 10:49:00 PM	5.3	46.2
10/28/2015 10:50:00 PM	4.6	42.9
10/28/2015 10:52:00 PM	4.6	44.0
10/28/2015 10:54:00 PM	6.6	51.5
10/28/2015 10:58:00 PM	6.4	50.9
10/28/2015 10:59:00 PM	6.6	51.2
10/28/2015 11:01:00 PM	5.2	46.8
10/28/2015 11:03:00 PM	5.4	46.7
10/28/2015 11:04:00 PM	4.9	44.4
10/28/2015 11:05:00 PM	5.2	45.1
10/28/2015 11:06:00 PM	3.9	40.6
10/28/2015 11:07:00 PM	4.9	45.5
10/28/2015 11:09:00 PM	4.2	41.2
10/28/2015 11:10:00 PM	4.8	42.0
10/28/2015 11:11:00 PM	4.2	41.7
10/28/2015 11:12:00 PM	4.3	41.9
10/28/2015 11:13:00 PM	3.7	40.4
10/28/2015 11:14:00 PM	4.8	43.1
10/28/2015 11:15:00 PM	4.5	42.0

10/28/2015 11:17:00 PM	5.0	44.1
10/28/2015 11:18:00 PM	4.9	42.6
10/28/2015 11:19:00 PM	4.7	44.5
10/28/2015 11:20:00 PM	5.1	44.4
10/28/2015 11:22:00 PM	6.0	47.4
10/28/2015 11:23:00 PM	5.1	43.7
10/28/2015 11:24:00 PM	5.1	43.7
10/28/2015 11:25:00 PM	5.9	48.7
10/28/2015 11:26:00 PM	4.7	42.4
10/28/2015 11:27:00 PM	4.1	41.6
10/28/2015 11:28:00 PM	4.5	41.3
10/28/2015 11:30:00 PM	3.6	39.7
10/28/2015 11:31:00 PM	5.0	43.8
10/28/2015 11:32:00 PM	4.2	42.6
10/28/2015 11:33:00 PM	5.2	44.3
10/28/2015 11:34:00 PM	4.5	42.8
10/28/2015 11:35:00 PM	4.6	43.2
10/28/2015 11:36:00 PM	4.6	43.0
10/28/2015 11:37:00 PM	5.3	46.6
10/28/2015 11:38:00 PM	4.0	40.3
10/28/2015 11:39:00 PM	4.7	44.8
10/28/2015 11:40:00 PM	5.1	46.0
10/28/2015 11:41:00 PM	5.4	46.2
10/28/2015 11:43:00 PM	5.7	47.4
10/28/2015 11:44:00 PM	5.3	46.4
10/28/2015 11:45:00 PM	6.2	49.6
10/28/2015 11:47:00 PM	5.7	46.6
10/28/2015 11:48:00 PM	4.4	42.5
10/28/2015 11:49:00 PM	5.8	48.9
10/28/2015 11:50:00 PM	5.5	46.9
10/28/2015 11:51:00 PM	4.5	42.2
10/28/2015 11:52:00 PM	4.5	40.6
10/28/2015 11:54:00 PM	5.3	46.0
10/28/2015 11:55:00 PM	4.8	41.2
10/28/2015 11:56:00 PM	3.8	40.9
10/28/2015 11:57:00 PM	4.9	41.7
10/28/2015 11:58:00 PM	4.0	38.4
10/29/2015 12:01:00 AM	4.5	41.2
10/29/2015 12:02:00 AM	5.2	43.5
10/29/2015 1:08:00 AM	3.6	38.5
10/29/2015 1:09:00 AM	3.9	39.4
10/29/2015 1:50:00 AM	6.6	52.6
10/29/2015 1:51:00 AM	5.3	45.2
10/29/2015 1:53:00 AM	6.9	50.5
10/29/2015 1:54:00 AM	6.2	48.0
10/29/2015 1:55:00 AM	5.5	45.1
10/29/2015 1:56:00 AM	5.1	44.0
10/29/2015 1:58:00 AM	6.0	47.6
10/29/2015 1:59:00 AM	4.9	43.9
10/29/2015 2:00:00 AM	5.3	44.7
10/29/2015 2:01:00 AM	5.1	43.6
10/29/2015 2:02:00 AM	5.1	43.1
10/29/2015 2:03:00 AM	5.0	43.5
10/29/2015 2:04:00 AM	4.9	41.0
10/29/2015 2:05:00 AM	4.9	44.1

10/29/2015 2:06:00 AM	5.3	44.6
10/29/2015 2:07:00 AM	5.3	45.9
10/29/2015 2:08:00 AM	4.4	39.2
10/29/2015 2:09:00 AM	4.6	44.7
10/29/2015 2:10:00 AM	4.7	41.4
10/29/2015 2:11:00 AM	4.4	39.5
10/29/2015 2:12:00 AM	4.0	39.6
10/29/2015 2:13:00 AM	4.1	41.8
10/29/2015 2:14:00 AM	4.5	41.3
10/29/2015 10:13:00 PM	4.4	40.1
10/29/2015 10:17:00 PM	6.3	49.6
10/29/2015 10:18:00 PM	6.0	50.2
10/29/2015 10:19:00 PM	5.3	46.6
10/29/2015 10:48:00 PM	6.1	50.7
10/29/2015 10:51:00 PM	5.6	48.3
10/29/2015 10:53:00 PM	6.1	50.0
10/29/2015 10:55:00 PM	5.9	49.2
10/29/2015 10:57:00 PM	5.6	46.9
10/29/2015 10:59:00 PM	6.3	50.2
10/29/2015 11:07:00 PM	5.1	44.7
10/29/2015 11:09:00 PM	6.1	49.5
10/29/2015 11:12:00 PM	5.7	50.3
10/29/2015 11:20:00 PM	5.9	48.2
10/29/2015 11:24:00 PM	6.8	52.6
10/29/2015 11:25:00 PM	5.6	48.1
10/30/2015 12:33:00 AM	5.3	43.3
10/30/2015 12:34:00 AM	5.0	44.9
10/30/2015 12:35:00 AM	5.5	46.3
10/30/2015 1:48:00 AM	6.8	52.5
10/30/2015 1:49:00 AM	7.1	52.9
10/30/2015 1:50:00 AM	6.4	49.0
10/30/2015 1:52:00 AM	6.3	49.9
10/30/2015 1:53:00 AM	6.2	49.7
10/30/2015 1:56:00 AM	5.9	47.8
10/30/2015 1:58:00 AM	4.9	45.7
10/30/2015 2:00:00 AM	6.2	50.1
10/30/2015 2:01:00 AM	6.0	50.1
10/30/2015 2:04:00 AM	5.4	44.9
10/30/2015 2:05:00 AM	5.2	44.5
11/02/2015 10:29:00 PM	5.2	44.9
11/02/2015 10:31:00 PM	5.7	47.3
11/02/2015 10:32:00 PM	5.8	47.2
11/02/2015 10:33:00 PM	5.4	45.9
11/02/2015 10:34:00 PM	5.3	46.0
11/02/2015 10:35:00 PM	5.8	47.4
11/02/2015 10:36:00 PM	5.4	44.8
11/02/2015 10:37:00 PM	5.5	46.2
11/02/2015 10:38:00 PM	5.5	45.5
11/02/2015 10:39:00 PM	5.1	46.1
11/02/2015 10:41:00 PM	6.0	47.7
11/02/2015 10:43:00 PM	5.6	47.3
11/02/2015 10:44:00 PM	5.4	44.3
11/02/2015 10:45:00 PM	5.1	46.3
11/02/2015 10:46:00 PM	5.6	49.1
11/02/2015 10:47:00 PM	6.4	47.9

11/02/2015 10:48:00 PM	5.3	46.5
11/02/2015 10:49:00 PM	5.9	45.7
11/02/2015 10:50:00 PM	5.6	46.4
11/02/2015 10:51:00 PM	5.8	46.1
11/02/2015 10:52:00 PM	5.5	46.4
11/02/2015 10:53:00 PM	5.7	49.6
11/02/2015 10:55:00 PM	5.4	45.5
11/02/2015 10:56:00 PM	5.6	46.6
11/02/2015 10:57:00 PM	5.1	43.8
11/02/2015 10:58:00 PM	4.9	45.9
11/02/2015 10:59:00 PM	6.0	48.2
11/02/2015 11:03:00 PM	5.5	48.7
11/02/2015 11:04:00 PM	6.1	45.8
11/02/2015 11:05:00 PM	5.1	44.7
11/02/2015 11:07:00 PM	6.0	46.8
11/02/2015 11:08:00 PM	5.7	45.9
11/02/2015 11:09:00 PM	5.6	45.5
11/02/2015 11:10:00 PM	5.4	46.2
11/02/2015 11:14:00 PM	5.6	46.1
11/02/2015 11:15:00 PM	4.7	44.5
11/02/2015 11:17:00 PM	4.9	44.6
11/02/2015 11:18:00 PM	4.9	44.5
11/02/2015 11:19:00 PM	5.6	46.6
11/02/2015 11:20:00 PM	4.7	43.0
11/02/2015 11:21:00 PM	4.9	45.1
11/02/2015 11:22:00 PM	5.0	45.0
11/02/2015 11:23:00 PM	4.3	42.7
11/02/2015 11:24:00 PM	4.8	44.4
11/02/2015 11:25:00 PM	5.1	44.5
11/02/2015 11:26:00 PM	4.8	45.0
11/02/2015 11:27:00 PM	5.0	45.1
11/02/2015 11:28:00 PM	5.4	45.0
11/02/2015 11:29:00 PM	4.9	45.3
11/02/2015 11:30:00 PM	5.6	46.0
11/02/2015 11:31:00 PM	5.9	49.9
11/02/2015 11:32:00 PM	5.6	46.9
11/02/2015 11:33:00 PM	5.0	46.4
11/02/2015 11:34:00 PM	5.1	45.5
11/02/2015 11:35:00 PM	5.4	46.8
11/02/2015 11:36:00 PM	4.9	42.9
11/02/2015 11:37:00 PM	5.0	43.7
11/02/2015 11:38:00 PM	5.3	45.4
11/02/2015 11:39:00 PM	5.2	45.7
11/02/2015 11:40:00 PM	5.3	44.1
11/02/2015 11:41:00 PM	4.4	42.7
11/06/2015 11:23:00 PM	4.6	42.6
11/06/2015 11:25:00 PM	5.9	48.5
11/06/2015 11:27:00 PM	6.9	51.4
11/06/2015 11:28:00 PM	5.8	49.8
11/06/2015 11:29:00 PM	6.7	50.4
11/06/2015 11:30:00 PM	5.6	47.3
11/06/2015 11:31:00 PM	5.6	41.7
11/06/2015 11:32:00 PM	4.7	46.0
11/06/2015 11:33:00 PM	5.5	44.0
11/06/2015 11:34:00 PM	5.0	46.2

11/06/2015 11:35:00 PM	4.9	42.1
11/06/2015 11:36:00 PM	4.8	43.6
11/06/2015 11:38:00 PM	5.1	45.4
11/06/2015 11:40:00 PM	6.9	51.5
11/06/2015 11:41:00 PM	6.6	49.0
11/06/2015 11:42:00 PM	5.3	46.2
11/07/2015 1:31:00 AM	5.4	42.5
11/07/2015 1:32:00 AM	5.3	44.2
11/07/2015 1:33:00 AM	5.1	41.4
11/07/2015 1:34:00 AM	4.9	44.8
11/07/2015 1:35:00 AM	4.2	39.3
11/07/2015 1:36:00 AM	4.7	43.8
11/07/2015 1:37:00 AM	4.8	40.2
11/07/2015 1:38:00 AM	4.7	45.8
11/07/2015 1:39:00 AM	5.7	45.9
11/07/2015 1:40:00 AM	5.1	43.3
11/07/2015 1:42:00 AM	4.8	45.6
11/07/2015 1:43:00 AM	5.9	48.1
11/07/2015 1:44:00 AM	5.3	44.8
11/07/2015 1:45:00 AM	4.9	41.1
11/07/2015 1:46:00 AM	4.3	37.8
11/07/2015 1:47:00 AM	4.1	36.5
11/07/2015 1:48:00 AM	4.1	37.6
11/07/2015 1:49:00 AM	3.8	36.5
11/07/2015 1:50:00 AM	3.9	36.3
11/07/2015 1:51:00 AM	4.4	41.2
11/07/2015 1:52:00 AM	5.1	42.1
11/07/2015 1:53:00 AM	4.8	43.6
11/07/2015 1:55:00 AM	4.6	43.2
11/07/2015 1:56:00 AM	4.9	44.6
11/07/2015 1:57:00 AM	5.0	39.6
11/11/2015 11:49:00 PM	3.7	41.5
11/11/2015 11:50:00 PM	3.9	40.4
11/11/2015 11:51:00 PM	3.6	39.0
11/11/2015 11:52:00 PM	3.5	38.6
11/11/2015 11:54:00 PM	3.6	39.1
11/11/2015 11:57:00 PM	4.1	40.2
11/11/2015 11:59:00 PM	4.5	42.2
11/12/2015 12:00:00 AM	4.1	42.0
11/12/2015 12:01:00 AM	4.4	40.8
11/12/2015 12:02:00 AM	4.4	40.9
11/12/2015 12:04:00 AM	4.4	41.4
11/12/2015 12:08:00 AM	4.8	42.3
11/15/2015 10:51:00 PM	4.4	39.6
11/15/2015 10:52:00 PM	4.8	41.9
11/15/2015 10:53:00 PM	4.4	38.9
11/15/2015 10:54:00 PM	4.3	38.6
11/15/2015 10:57:00 PM	4.6	38.9
11/15/2015 11:00:00 PM	4.5	40.8
11/15/2015 11:01:00 PM	4.1	38.2
11/15/2015 11:02:00 PM	4.6	40.5
11/15/2015 11:03:00 PM	4.6	39.7
11/15/2015 11:04:00 PM	4.5	39.8
11/15/2015 11:05:00 PM	3.9	37.3
11/15/2015 11:06:00 PM	4.0	37.7

11/15/2015 11:07:00 PM	4.5	41.5
11/15/2015 11:39:00 PM	3.8	38.3
11/15/2015 11:40:00 PM	3.5	35.9
11/15/2015 11:41:00 PM	3.8	36.5
11/15/2015 11:44:00 PM	3.9	38.5
11/15/2015 11:45:00 PM	3.7	35.6
11/15/2015 11:48:00 PM	3.7	36.6
11/15/2015 11:50:00 PM	3.7	36.2
11/15/2015 11:51:00 PM	3.5	35.8
11/15/2015 11:53:00 PM	3.6	35.5
11/15/2015 11:56:00 PM	3.9	37.4
12/11/2015 1:14:00 AM	7.0	52.8
12/11/2015 1:16:00 AM	6.9	52.6
12/11/2015 1:17:00 AM	7.0	54.8
12/11/2015 1:18:00 AM	6.8	52.0
12/11/2015 1:20:00 AM	6.1	50.8
12/11/2015 1:23:00 AM	6.6	54.8
12/11/2015 1:24:00 AM	6.2	49.7
12/11/2015 1:25:00 AM	6.3	51.3
12/11/2015 1:27:00 AM	6.7	49.1
12/11/2015 1:28:00 AM	7.4	54.0
12/11/2015 1:30:00 AM	6.5	50.2
12/11/2015 1:31:00 AM	6.8	50.8
12/11/2015 1:33:00 AM	6.2	50.7
12/11/2015 1:34:00 AM	6.6	51.5
12/11/2015 1:35:00 AM	5.8	49.6
12/11/2015 1:36:00 AM	7.0	51.2
12/11/2015 1:38:00 AM	6.4	50.5
12/11/2015 1:39:00 AM	6.8	52.3
12/11/2015 1:40:00 AM	6.9	54.9
12/11/2015 1:42:00 AM	7.1	55.0
12/11/2015 1:43:00 AM	7.0	53.4
12/11/2015 1:44:00 AM	6.7	51.2
12/11/2015 1:45:00 AM	7.0	54.3
12/11/2015 1:47:00 AM	6.5	52.8
12/11/2015 1:48:00 AM	6.3	49.7
12/11/2015 1:50:00 AM	7.2	55.0
12/11/2015 1:52:00 AM	6.0	52.7
12/11/2015 1:53:00 AM	6.9	51.5
12/11/2015 1:55:00 AM	5.9	47.4
12/11/2015 1:57:00 AM	6.7	53.3
12/11/2015 1:58:00 AM	5.9	51.3
12/11/2015 2:00:00 AM	6.5	52.8
12/11/2015 2:01:00 AM	5.8	51.2
12/11/2015 2:02:00 AM	6.3	50.3
12/11/2015 2:03:00 AM	6.2	50.6
12/11/2015 2:04:00 AM	5.7	49.6
12/11/2015 2:05:00 AM	6.2	48.6
12/11/2015 2:06:00 AM	5.8	50.1
12/11/2015 2:07:00 AM	6.8	48.7
12/11/2015 2:08:00 AM	6.8	52.4
12/11/2015 2:10:00 AM	6.7	53.6
12/11/2015 2:11:00 AM	5.9	48.9
12/11/2015 2:12:00 AM	5.9	50.2
12/11/2015 2:13:00 AM	6.4	50.5

12/11/2015 2:14:00 AM	6.1	50.9
12/11/2015 2:16:00 AM	5.5	49.9
12/11/2015 2:17:00 AM	5.9	45.7
12/11/2015 2:18:00 AM	5.9	51.2
12/11/2015 2:21:00 AM	4.7	41.6
12/11/2015 2:24:00 AM	5.0	45.2
12/11/2015 2:26:00 AM	5.9	48.7
12/11/2015 2:27:00 AM	5.8	49.5
12/11/2015 2:28:00 AM	5.3	48.4
12/11/2015 2:29:00 AM	4.6	44.7
12/11/2015 2:30:00 AM	5.4	45.8
12/11/2015 2:31:00 AM	4.7	44.3
12/11/2015 2:32:00 AM	4.8	41.7
12/11/2015 2:33:00 AM	5.1	42.4
12/11/2015 2:34:00 AM	5.2	46.1
12/11/2015 2:35:00 AM	5.8	47.9
12/11/2015 2:36:00 AM	5.3	46.0
12/11/2015 2:37:00 AM	5.3	40.7
12/11/2015 2:38:00 AM	5.3	47.0
12/11/2015 2:39:00 AM	5.0	42.6
12/11/2015 2:40:00 AM	4.9	42.5
12/11/2015 2:41:00 AM	4.4	42.8
12/11/2015 2:42:00 AM	4.9	43.1
12/11/2015 2:43:00 AM	5.3	44.2
12/11/2015 2:44:00 AM	5.4	46.8
12/11/2015 2:45:00 AM	5.3	44.0
12/11/2015 2:46:00 AM	5.0	47.1
12/11/2015 2:47:00 AM	4.9	43.1
12/11/2015 4:34:00 AM	6.5	50.5
12/11/2015 4:36:00 AM	6.7	53.0
12/11/2015 4:37:00 AM	6.7	49.7
12/11/2015 4:38:00 AM	6.2	51.4
12/11/2015 4:40:00 AM	7.4	53.6
12/11/2015 4:41:00 AM	6.0	52.8
12/11/2015 4:46:00 AM	6.6	54.1
12/11/2015 4:48:00 AM	6.6	53.3
12/11/2015 4:50:00 AM	7.3	54.8
12/11/2015 4:51:00 AM	6.8	54.5
12/11/2015 4:52:00 AM	7.1	51.9
12/11/2015 4:53:00 AM	6.9	53.8
12/11/2015 4:54:00 AM	7.2	54.4
12/11/2015 4:55:00 AM	7.2	52.7
12/11/2015 4:57:00 AM	7.4	52.9

Table 10 - Valid Ambient 1-minute Sound Data - Monitor E
Jericho Wind Farm Fall Audit, 1501440

Day and Time of Measurement [1]	Average Wind Speed (1 Minute Average)	Measured Leq (dBA)
10/27/2015 10:25:00 PM	5.6	50.9
10/27/2015 10:28:00 PM	5.5	52.2
10/27/2015 10:29:00 PM	5.7	51.5
10/27/2015 10:30:00 PM	5.8	51.9
10/27/2015 10:37:00 PM	5.6	51.1
10/27/2015 10:49:00 PM	6.1	52.1
10/27/2015 11:15:00 PM	5.6	51.5
10/27/2015 11:32:00 PM	5.6	51.4
10/27/2015 11:34:00 PM	5.5	52.1
10/27/2015 11:42:00 PM	5.5	51.2
10/27/2015 11:43:00 PM	6.7	54.7
10/27/2015 11:47:00 PM	7.0	55.1
10/27/2015 11:50:00 PM	5.8	52.3
10/27/2015 11:57:00 PM	5.7	50.4
10/28/2015 12:02:00 AM	6.0	52.3
10/28/2015 12:04:00 AM	5.7	50.7
10/28/2015 12:05:00 AM	5.8	50.6
10/28/2015 12:06:00 AM	6.0	51.5
10/28/2015 12:11:00 AM	6.5	53.8
10/28/2015 12:13:00 AM	6.0	51.6
10/28/2015 12:19:00 AM	5.8	50.5
10/28/2015 10:00:00 PM	4.5	40.7
10/28/2015 10:01:00 PM	4.2	38.4
10/28/2015 10:05:00 PM	5.1	46.9
10/28/2015 10:06:00 PM	4.3	39.6
10/28/2015 10:07:00 PM	4.6	37.1
10/28/2015 10:08:00 PM	5.5	39.8
10/28/2015 10:09:00 PM	4.8	38.8
10/28/2015 10:10:00 PM	4.9	37.9
10/28/2015 10:11:00 PM	4.8	39.5
10/28/2015 10:14:00 PM	5.5	38.4
10/28/2015 10:15:00 PM	4.6	38.3
10/28/2015 10:16:00 PM	4.7	38.8
10/28/2015 10:19:00 PM	5.3	38.2
10/28/2015 10:20:00 PM	5.0	37.2
10/28/2015 10:21:00 PM	4.6	36.4
10/28/2015 10:22:00 PM	4.6	37.1
10/28/2015 10:23:00 PM	4.8	37.8
10/28/2015 10:24:00 PM	4.0	36.0
10/28/2015 10:25:00 PM	4.0	35.6
10/28/2015 10:26:00 PM	4.3	36.5
10/28/2015 10:30:00 PM	5.2	41.5
10/28/2015 10:31:00 PM	4.5	41.2
10/28/2015 10:32:00 PM	4.8	40.2
10/28/2015 10:34:00 PM	4.4	40.7
10/28/2015 10:35:00 PM	3.9	37.9
10/28/2015 10:38:00 PM	4.5	42.5
10/28/2015 10:39:00 PM	5.8	48.6
10/28/2015 10:41:00 PM	3.7	39.3

10/28/2015 10:46:00 PM	5.0	43.0
10/28/2015 10:47:00 PM	4.5	40.3
10/28/2015 10:48:00 PM	4.7	40.0
10/28/2015 10:50:00 PM	4.0	40.4
10/28/2015 10:51:00 PM	4.1	39.5
10/28/2015 10:52:00 PM	5.1	43.5
10/28/2015 10:55:00 PM	4.1	40.8
10/28/2015 10:59:00 PM	4.8	40.6
10/28/2015 11:00:00 PM	5.0	44.5
10/28/2015 11:01:00 PM	4.4	40.0
10/28/2015 11:03:00 PM	5.3	43.0
10/28/2015 11:04:00 PM	5.2	42.0
10/28/2015 11:05:00 PM	4.6	37.5
10/28/2015 11:06:00 PM	4.2	41.2
10/28/2015 11:09:00 PM	6.2	45.4
10/28/2015 11:10:00 PM	4.7	39.5
10/28/2015 11:11:00 PM	4.3	39.6
10/28/2015 11:13:00 PM	5.6	43.2
10/28/2015 11:15:00 PM	4.8	39.1
10/28/2015 11:16:00 PM	5.5	43.0
10/28/2015 11:17:00 PM	5.3	42.7
10/28/2015 11:18:00 PM	5.0	41.1
10/28/2015 11:19:00 PM	4.0	37.0
10/28/2015 11:21:00 PM	5.1	40.7
10/28/2015 11:22:00 PM	4.7	40.8
10/28/2015 11:23:00 PM	4.7	39.6
10/28/2015 11:24:00 PM	4.4	38.0
10/28/2015 11:25:00 PM	4.5	36.1
10/28/2015 11:26:00 PM	4.1	37.0
10/28/2015 11:27:00 PM	4.3	40.2
10/28/2015 11:28:00 PM	5.0	38.7
10/28/2015 11:29:00 PM	3.7	36.3
10/28/2015 11:31:00 PM	3.7	34.7
10/28/2015 11:32:00 PM	3.6	34.7
10/28/2015 11:33:00 PM	4.2	35.8
10/28/2015 11:34:00 PM	3.8	36.2
10/28/2015 11:36:00 PM	4.0	37.6
10/28/2015 11:37:00 PM	3.5	36.1
10/28/2015 11:39:00 PM	4.0	37.5
10/28/2015 11:42:00 PM	3.9	36.8
10/28/2015 11:43:00 PM	3.8	34.8
10/28/2015 11:44:00 PM	4.2	37.7
10/28/2015 11:46:00 PM	3.9	38.9
10/28/2015 11:47:00 PM	3.6	36.3
10/28/2015 11:48:00 PM	4.9	42.1
10/28/2015 11:49:00 PM	4.5	40.0
10/28/2015 11:50:00 PM	4.1	39.9
10/28/2015 11:51:00 PM	4.3	41.8
10/28/2015 11:52:00 PM	5.2	40.6
10/28/2015 11:53:00 PM	3.7	40.3
10/28/2015 11:54:00 PM	3.7	40.4
10/28/2015 11:56:00 PM	3.6	38.3
10/28/2015 11:57:00 PM	4.0	39.5
10/28/2015 11:58:00 PM	3.8	37.8
10/29/2015 12:00:00 AM	5.9	47.3

10/29/2015 12:02:00 AM	4.3	41.1
10/29/2015 12:03:00 AM	5.3	43.6
10/29/2015 12:05:00 AM	4.8	46.3
10/29/2015 10:05:00 PM	5.5	46.9
10/29/2015 10:07:00 PM	5.7	48.7
10/29/2015 10:08:00 PM	5.2	46.7
10/29/2015 10:16:00 PM	6.3	52.1
10/29/2015 10:19:00 PM	4.8	46.2
10/29/2015 10:21:00 PM	4.4	42.6
10/29/2015 10:25:00 PM	5.4	45.7
10/29/2015 10:38:00 PM	5.4	46.5
10/29/2015 10:39:00 PM	4.5	43.6
10/29/2015 10:40:00 PM	4.8	45.7
10/29/2015 10:41:00 PM	4.7	47.1
10/29/2015 10:42:00 PM	5.0	47.0
10/29/2015 10:43:00 PM	5.0	47.4
10/29/2015 10:57:00 PM	4.5	45.7
10/29/2015 10:59:00 PM	5.9	46.5
10/29/2015 11:00:00 PM	5.7	48.4
10/29/2015 11:01:00 PM	6.2	47.2
10/29/2015 11:02:00 PM	5.8	49.9
10/30/2015 12:34:00 AM	5.8	49.9
10/30/2015 12:35:00 AM	6.9	50.0
10/30/2015 12:36:00 AM	5.4	45.9
10/30/2015 1:42:00 AM	3.9	43.2
10/30/2015 1:44:00 AM	5.3	45.8
10/30/2015 1:45:00 AM	4.3	43.1
10/30/2015 1:46:00 AM	4.9	46.0
10/30/2015 1:48:00 AM	4.9	47.0
10/30/2015 1:49:00 AM	5.4	46.4
10/30/2015 1:51:00 AM	6.3	48.4
10/30/2015 1:52:00 AM	5.1	46.9
10/30/2015 1:55:00 AM	5.6	48.6
10/30/2015 1:56:00 AM	4.9	45.3
10/30/2015 1:57:00 AM	5.0	43.8
10/30/2015 1:58:00 AM	4.4	42.3
10/30/2015 1:59:00 AM	5.2	46.7
10/30/2015 2:00:00 AM	6.2	49.6
10/30/2015 2:01:00 AM	5.6	47.8
10/30/2015 2:02:00 AM	4.1	42.7
10/30/2015 2:03:00 AM	4.8	44.8
10/30/2015 2:04:00 AM	5.5	45.4
10/30/2015 2:05:00 AM	4.7	46.8
10/30/2015 2:06:00 AM	6.0	47.7
10/30/2015 2:07:00 AM	6.5	51.8
10/30/2015 2:09:00 AM	5.5	45.6
10/30/2015 2:11:00 AM	5.9	49.1
10/30/2015 2:13:00 AM	4.3	42.7
10/30/2015 2:14:00 AM	4.7	44.6
10/30/2015 2:15:00 AM	6.1	49.2
11/02/2015 10:35:00 PM	3.8	42.0
11/02/2015 10:42:00 PM	3.5	42.1
11/02/2015 10:47:00 PM	4.0	41.5
11/02/2015 10:50:00 PM	3.5	41.4
11/02/2015 10:58:00 PM	3.5	42.0

11/02/2015 11:07:00 PM	3.6	41.9
11/02/2015 11:08:00 PM	3.7	42.0
11/02/2015 11:09:00 PM	3.7	42.7
11/02/2015 11:14:00 PM	3.7	41.9
11/02/2015 11:19:00 PM	3.5	42.4
11/02/2015 11:27:00 PM	3.7	43.0
11/02/2015 11:35:00 PM	3.8	43.1
11/02/2015 11:42:00 PM	3.7	43.1
11/02/2015 11:44:00 PM	3.5	43.4
11/02/2015 11:45:00 PM	3.7	42.5
11/02/2015 11:46:00 PM	3.7	42.5
11/02/2015 11:47:00 PM	3.9	43.2
11/02/2015 11:48:00 PM	4.1	43.1
11/02/2015 11:51:00 PM	3.6	43.0
11/02/2015 11:52:00 PM	3.7	43.1
11/02/2015 11:53:00 PM	3.8	42.8
11/02/2015 11:54:00 PM	3.9	43.2
11/06/2015 11:23:00 PM	5.4	43.8
11/06/2015 11:24:00 PM	4.3	41.0
11/06/2015 11:26:00 PM	5.2	46.4
11/06/2015 11:27:00 PM	5.6	44.8
11/06/2015 11:28:00 PM	4.9	41.6
11/06/2015 11:29:00 PM	5.2	46.6
11/06/2015 11:30:00 PM	5.7	44.5
11/06/2015 11:35:00 PM	4.4	39.2
11/06/2015 11:36:00 PM	6.0	49.7
11/06/2015 11:37:00 PM	5.9	45.3
11/06/2015 11:38:00 PM	5.5	44.3
11/06/2015 11:39:00 PM	5.5	44.5
11/06/2015 11:40:00 PM	5.5	45.5
11/06/2015 11:41:00 PM	5.4	43.0
11/06/2015 11:42:00 PM	4.6	38.9
11/06/2015 11:43:00 PM	4.0	40.2
11/06/2015 11:44:00 PM	5.2	43.5
11/17/2015 10:19:00 PM	6.6	51.4
11/17/2015 10:22:00 PM	6.7	50.7
11/17/2015 10:23:00 PM	6.3	47.2
11/17/2015 10:25:00 PM	6.8	51.3
11/17/2015 10:27:00 PM	7.3	50.2
11/17/2015 10:33:00 PM	6.3	48.5
11/17/2015 10:36:00 PM	6.7	52.3
11/17/2015 10:38:00 PM	7.3	52.7
11/17/2015 10:40:00 PM	6.9	52.4
11/17/2015 10:44:00 PM	7.0	51.2
11/17/2015 10:46:00 PM	6.9	50.3
11/17/2015 10:50:00 PM	7.4	50.8
11/17/2015 10:52:00 PM	6.5	47.6
11/17/2015 10:53:00 PM	6.5	48.5
05/15/2016 4:25:00 AM	7.0	54.3
05/15/2016 3:13:00 AM	6.6	53.3
05/15/2016 4:08:00 AM	6.7	53.2
05/15/2016 4:19:00 AM	6.7	53.2
05/15/2016 3:14:00 AM	7.1	53.0
05/15/2016 4:06:00 AM	7.5	52.6
05/15/2016 3:09:00 AM	6.6	52.5

05/15/2016 3:59:00 AM	7.1	52.2
05/15/2016 4:20:00 AM	7.1	51.4
05/15/2016 3:12:00 AM	7.3	51.2
05/15/2016 4:13:00 AM	6.5	51.1
05/15/2016 4:21:00 AM	7.0	51.0
05/15/2016 3:45:00 AM	7.0	50.7
05/15/2016 3:29:00 AM	6.5	50.1
05/15/2016 4:35:00 AM	7.0	49.6
05/15/2016 3:33:00 AM	7.0	49.0
05/15/2016 4:22:00 AM	6.5	48.5
05/15/2016 3:40:00 AM	6.8	48.3
05/15/2016 3:15:00 AM	7.1	47.9
05/15/2016 4:26:00 AM	7.0	47.1
05/15/2016 3:38:00 AM	6.7	46.1
05/15/2016 4:32:00 AM	5.6	47.3
05/15/2016 4:37:00 AM	6.2	46.9
05/15/2016 3:02:00 AM	5.8	46.8
05/15/2016 3:17:00 AM	6.0	46.8
05/15/2016 3:18:00 AM	5.7	46.6
05/15/2016 2:57:00 AM	5.6	46.2
05/15/2016 4:16:00 AM	5.8	44.6
05/15/2016 4:30:00 AM	5.5	44.0
05/15/2016 2:53:00 AM	6.1	43.9
05/15/2016 3:05:00 AM	5.8	43.3
05/15/2016 4:14:00 AM	6.5	42.9
05/15/2016 3:21:00 AM	5.9	47.3

Table 11 - Summary of Sound Levels - Monitor A
Jericho Wind Farm Fall Audit, 1501440

Wind Speed	Average L_{EQ} for Total Sound Condition	Total # of Valid Intervals for Total Sound	Standard Deviation of Valid Intervals for Total Sound	Average L_{EQ} for Ambient Sound Condition	Total # of Valid Intervals for Ambient Sound Condition	Standard Deviation of Valid Intervals for Ambient Sound Condition	Turbine Only Sound Levels	REA Sound Level Limits	Over REA Limits?
(m/s)	(dBA)		(dBA)	(dBA)		(dBA)	(dBA)	(dBA)	(Yes/No)
4	41	3160	3	40	71	3	30 [1]	40	No
5	45	2777	3	45	108	2	35 [1]	40	No
6	49	1819	2	49	100	2	39 [1]	40	No
7	52	636	1	52	38	1	42 [1]	43	No

[1] Where the ambient condition is within a decibel or equal to the total sound level condition, the total sound and ambient sound levels are assumed equal.
Therefore the turbine only sound levels are estimated to be 10 dB lower than the total sound condition

Table 12 - Summary of Sound Levels - Monitor B
Jericho Wind Farm Fall Audit, 1501440

Wind Speed	Average L_{EQ} for Total Sound Condition	Total # of Valid Intervals for Total Sound	Standard Deviation of Valid Intervals for Total Sound	Average L_{EQ} for Ambient Sound Condition	Total # of Valid Intervals for Ambient Sound Condition	Standard Deviation of Valid Intervals for Ambient Sound Condition	Turbine Only Sound Levels	REA Sound Level Limits	Over REA Limits?
(m/s)	(dBA)		(dBA)	(dBA)		(dBA)	(dBA)	(dBA)	(Yes/No)
4	45	778	2	44	82	2	40	40	No
5	48	538	3	47	115	2	38 [1]	40	No
6	50	244	2	51	66	2	40 [1]	40	No
7	53	123	1	54	60	2	43 [1]	43	No

[1] Where the ambient condition is within a decibel or equal to the total sound level condition, the total sound and ambient sound levels are assumed equal.
Therefore the turbine only sound levels are estimated to be 10 dB lower than the total sound condition

Table 13 - Summary of Sound Levels - Monitor C
Jericho Wind Farm Fall Audit, 1501440

Wind Speed	Average L_{EQ} for Total Sound Condition	Total # of Valid Intervals for Total Sound	Standard Deviation of Valid Intervals for Total Sound	Average L_{EQ} for Ambient Sound Condition	Total # of Valid Intervals for Ambient Sound Condition	Standard Deviation of Valid Intervals for Ambient Sound Condition	Turbine Only Sound Levels	REA Sound Level Limits	Over REA Limits?
(m/s)	(dBA)		(dBA)	(dBA)		(dBA)	(dBA)	(dBA)	(Yes/No)
4	42	2967	4	40	61	1	38	40	No
5	45	1579	3	44	69	2	40	40	No
6	48	996	2	48	121	2	38[1]	40	No
7	52	316	2	51	118	1	41[1]	43	No

[1] Where the ambient condition is within a decibel or equal to the total sound level condition, the total sound and ambient sound levels are assumed equal.
Therefore the turbine only sound levels are estimated to be 10 dB lower than the total sound condition.

Table 14 - Summary of Sound Levels - Monitor D
Jericho Wind Farm Fall Audit, 1501440

Wind Speed	Average L_{EQ} for Total Sound Condition	Total # of Valid Intervals for Total Sound	Standard Deviation of Valid Intervals for Total Sound	Average L_{EQ} for Ambient Sound Condition	Total # of Valid Intervals for Ambient Sound Condition	Standard Deviation of Valid Intervals for Ambient Sound Condition	Turbine Only Sound Levels	REA Sound Level Limits	Over REA Limits?
(m/s)	(dBA)		(dBA)	(dBA)		(dBA)	(dBA)	(dBA)	(Yes/No)
4	42	3384	3	40	67	2	36	40	No
5	46	2672	3	45	149	2	39	40	No
6	49	1330	2	49	100	2	40 [1]	40	No
7	53	532	2	53	51	2	43 [1]	43	No

[1] Where the ambient condition is within a decibel or equal to the total sound level condition, the total sound and ambient sound levels are assumed equal.
Therefore the turbine only sound levels are estimated to be 10 dB lower than the total sound condition

Table 15 - Summary of Sound Levels - Monitor E
Jericho Wind Farm Fall Audit, 1501440

Wind Speed	Average L_{EQ} for Total Sound Condition	Total # of Valid Intervals for Total Sound	Average L_{EQ} for Ambient Sound Condition	Total # of Valid Intervals for Ambient Sound Condition	Turbine Only Sound Levels	REA Sound Level Limits	Over REA Limits?
(m/s)	(dBA)		(dBA)		(dBA)	(dBA)	(Yes/No)
4	41	4036	41	72	31 [1]	40	No
5	44	2107	44	73	34[1]	40	No
6	47	791	49	60	37 [1]	40	No
7	51	247	52	35	41 [1]	43	No

[1] Where the ambient condition is within a decibel or equal to the total sound level condition, the total sound and ambient sound levels are assumed equal. Therefore the turbine only sound levels are estimated to be 10 dB lower than the total sound condition.
[2] The turbine only sound level was determined using sound levels that include decimal places for the total and ambient conditions.

Table 16 - Summary of Sound Levels at All Monitoring Locations
Jericho Wind Farm Fall Audit, 1501440

		Spring 2015 Program					Fall 2015 Program					Cumulative Results				
Receptor Location	**Wind Speed**	**Average L_{EQ} for Total Sound Condition**	**Number of Valid Intervals for Total Sound**	**Average L_{EQ} for Ambient Sound Condition**	**Number of Valid Intervals for Ambient Sound Condition**	**Turbine Only Sound Levels at Meter**	**Average L_{EQ} for Total Sound Condition**	**Number of Valid Intervals for Total Sound**	**Average L_{EQ} for Ambient Sound Condition**	**Number of Valid Intervals for Ambient Sound Condition**	**Turbine Only Sound Levels at Meter**	**Total Number of Valid Intervals for Total Sound**	**Total Number of Valid Intervals for Ambient Sound**	**Average Turbine Only Sound Level at Meter**	**REA Sound Level Limits**	**Over REA Limits?**
	(m/s)	**(dBA)**		**(dBA)**		**(dBA)**	**(dBA)**		**(dBA)**		**(dBA)**			**(dBA)**	**(dBA)**	**(Yes/No)**
A	4	43	578	39	326	40	41	3160	40	71	30	3738	397	37	40	NO
	5	45	414	45	215	35	45	2777	45	108	35	3191	323	35	40	NO
	6	48	387	49	102	38	49	1819	49	100	39	2206	202	39	40	NO
	7	52	371	53	92	42	52	636	52	38	42	1007	130	42	43	NO
B	4	43	789	42	283	37	45	778	44	82	40	1567	365	39	40	NO
	5	46	598	46	94	36	48	538	47	115	38	1136	209	37	40	NO
	6	50	547	49	110	40	50	244	51	66	40	791	176	40	40	NO
	7	53	405	53	136	42	53	123	54	60	43	528	196	43	43	NO
C	4	41	2365	38	1016	38	42	2967	40	61	38	5332	1077	38	40	NO
	5	45	1520	43	448	39	45	1579	44	69	40	3099	517	39	40	NO
	6	50	935	50	358	40	48	996	48	121	38	1931	479	39	40	NO
	7	54	519	54	275	42	52	316	51	118	41	835	393	42	43	NO
D	4	41	1884	41	488	31	42	3384	40	67	36	5268	555	34	40	NO
	5	44	1087	45	370	34	46	2672	45	149	39	3759	519	37	40	NO
	6	49	370	49	213	39	49	1330	49	100	40	1700	313	40	40	NO
	7	53	134	52	100	43	53	532	53	51	43	666	151	43	43	NO
E	4	41	1618	42	712	31	41	4036	41	72	31	5654	784	31	40	NO
	5	43	498	46	598	33	44	2107	44	73	34	2605	671	34	40	NO
	6	50	98	50	362	40	47	791	49	60	37	889	422	39	40	NO
	7	53	41	53	85	43	51	247	52	35	41	288	120	42	43	NO

FIGURES

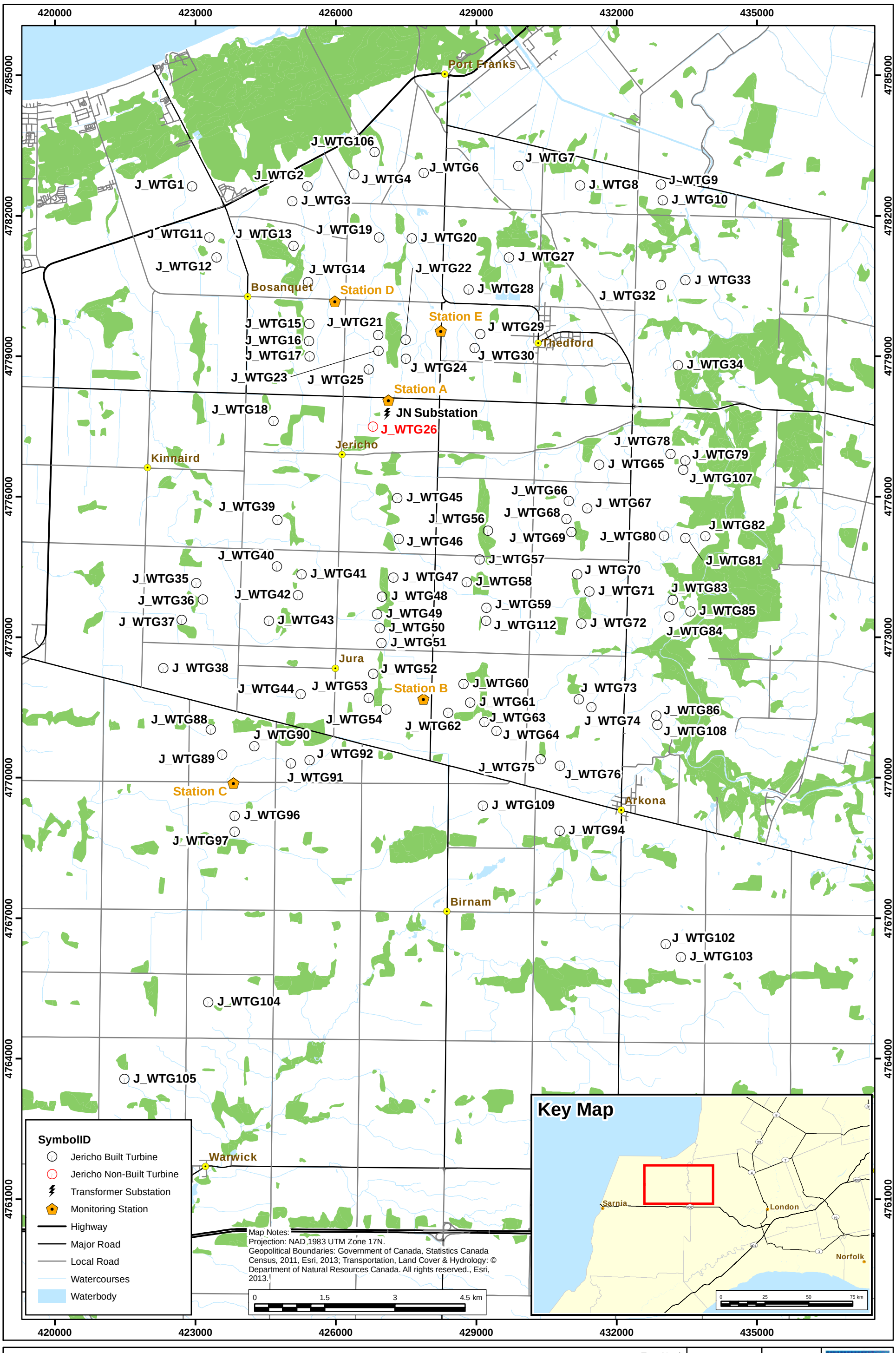

Jericho Wind Farm - Noise Monitoring Locations

Jericho Wind Energy Centre - Lambton County, Ontario

True North

Project #1501440

Drawn by:	NBN	Figure:	1
Approx. Scale:	1:75,000		
Date Revised:	July. 14, 2015		

RWDI

Figure 2 - Valid L_{EQ} Data - Monitor A

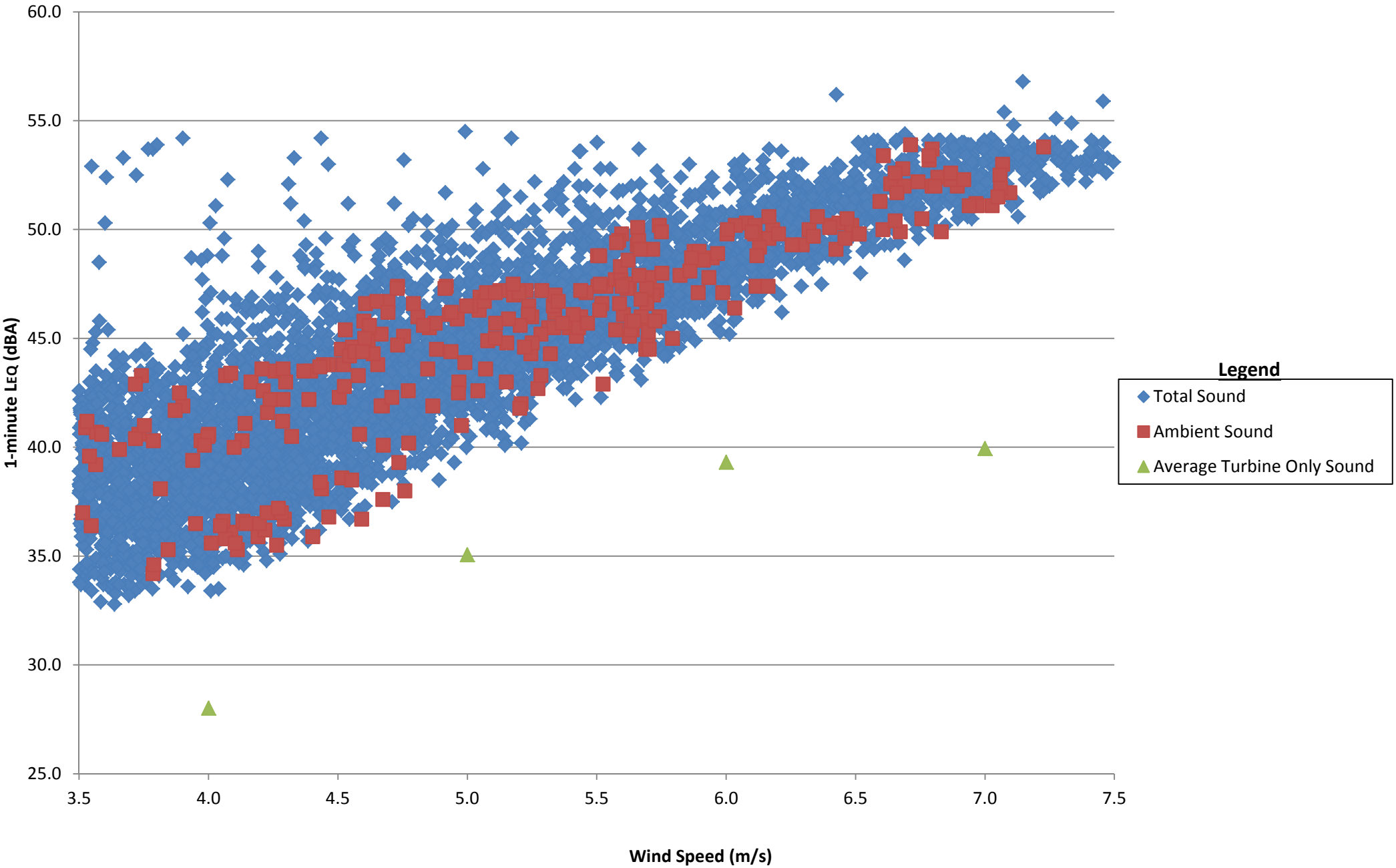

Valid L_{EQ} Data – Monitor A	Drawn by: LBB	Figure: 2	RWDI
Jericho Wind Farm, Huron County, Ontario — Project #1501440	Date Revised: April 29, 2016		

Figure 3 - Valid L_{EQ} Data - Monitor B

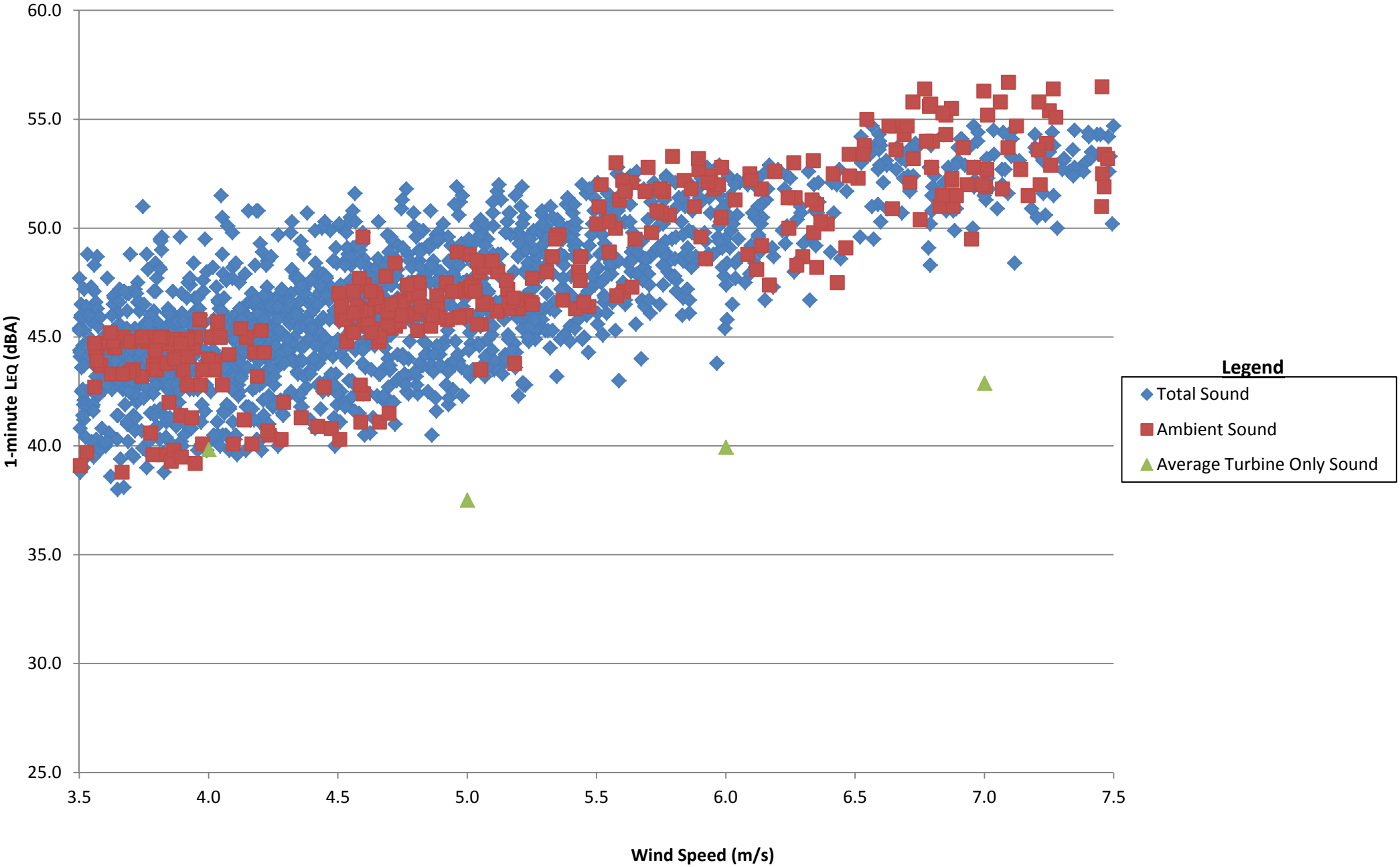

Valid L_{EQ} Data – Monitor B	Drawn by: LBB	Figure: 3	RWDI
Jericho Wind Farm, Huron County, Ontario — Project #1501440	Date Revised: April 29, 2016		

Figure 4 - Valid L_{EQ} Data - Monitor C

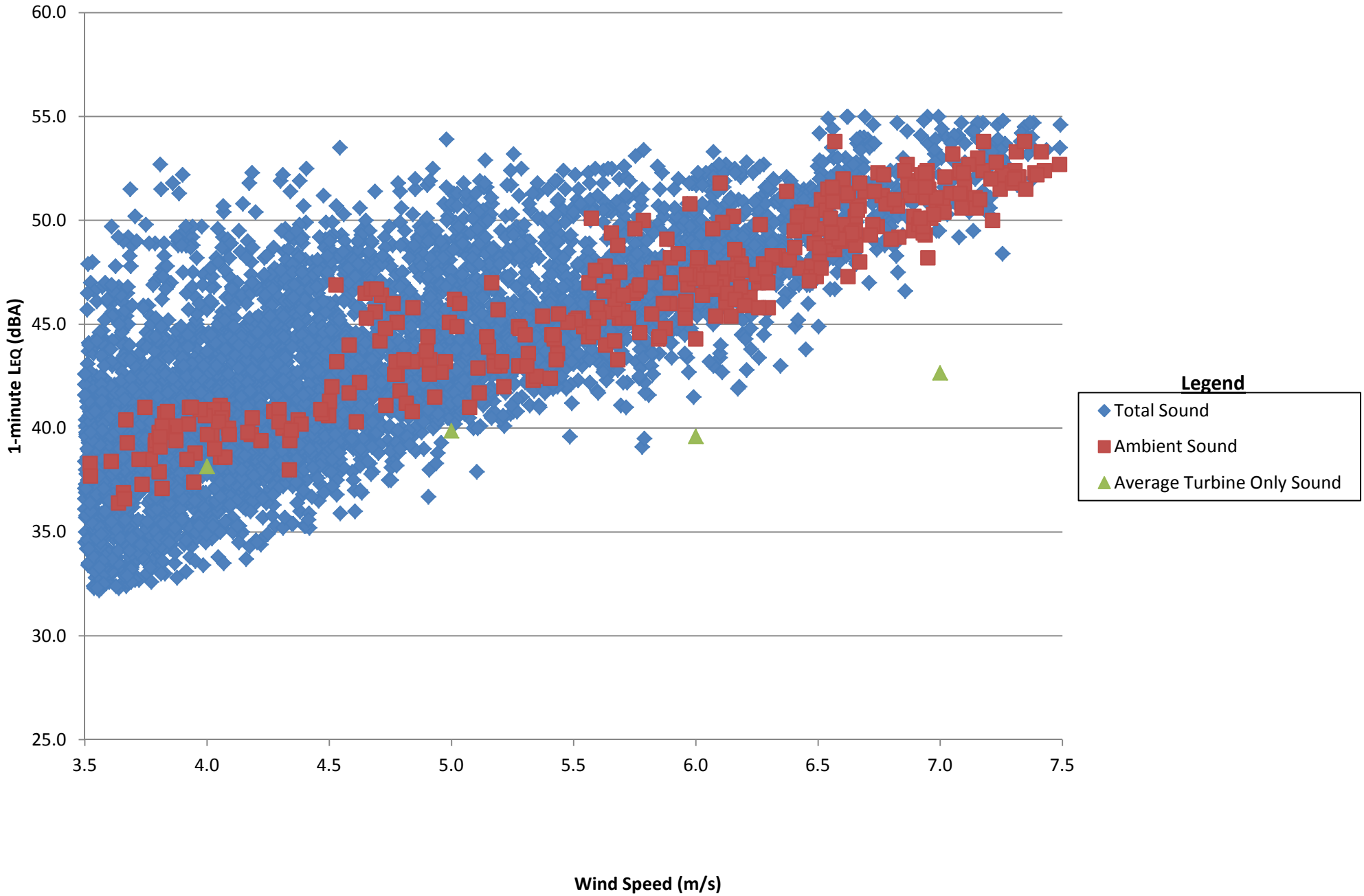

Valid L_{EQ} Data – Monitor C	Drawn by: LBB	Figure: 4	RWDI
	Date Revised: April 29, 2016		
Jericho Wind Farm, Huron County, Ontario	Project #1501440		

Figure 5 - Valid L_{EQ} Data - Monitor D

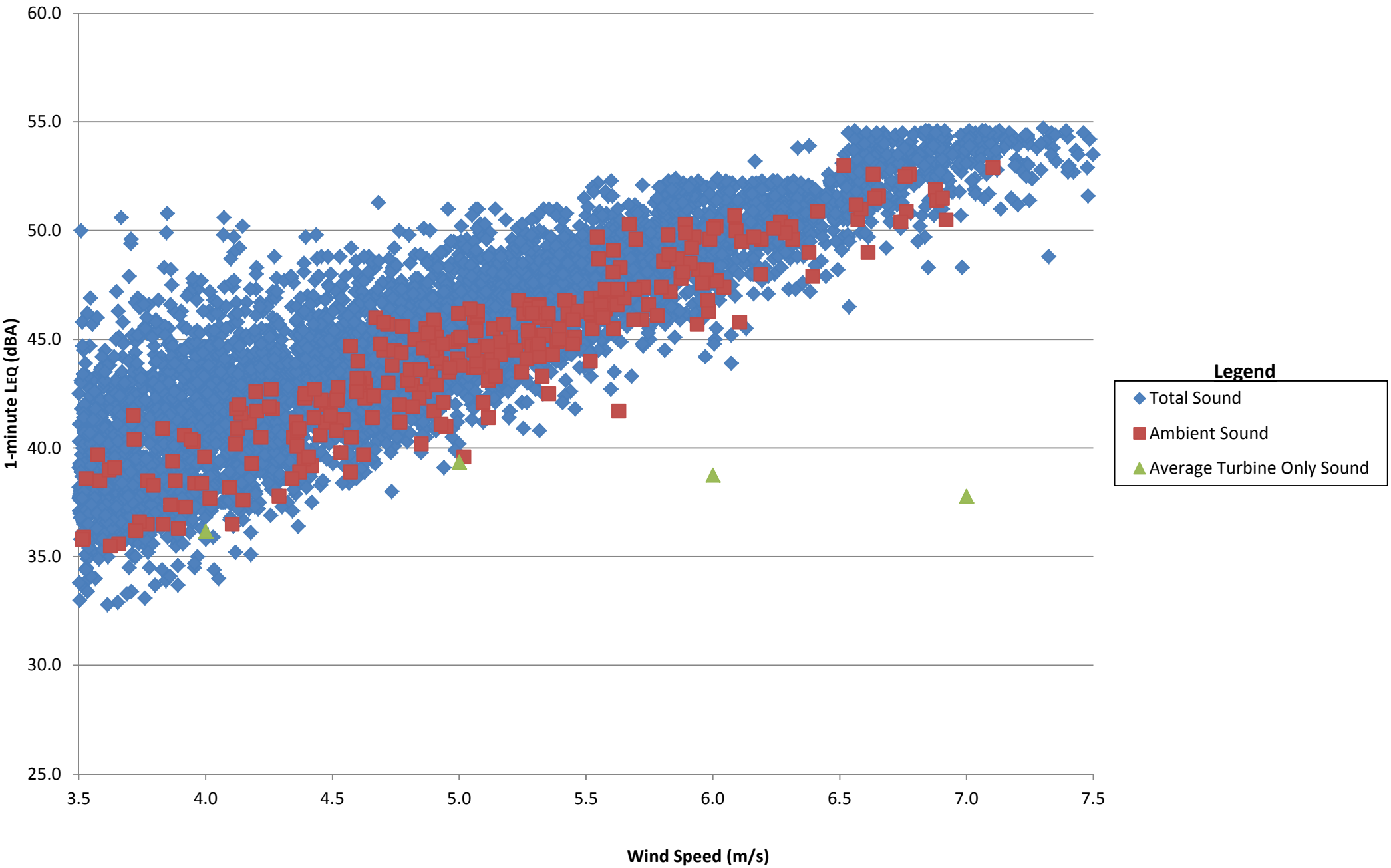

Valid L_{EQ} Data – Monitor D	Drawn by: LBB	Figure: 5	RWDI
Jericho Wind Farm, Huron County, Ontario — Project #1501440	Date Revised: April 29, 2016		

Figure 6 - Valid L_{EQ} Data - Monitor E

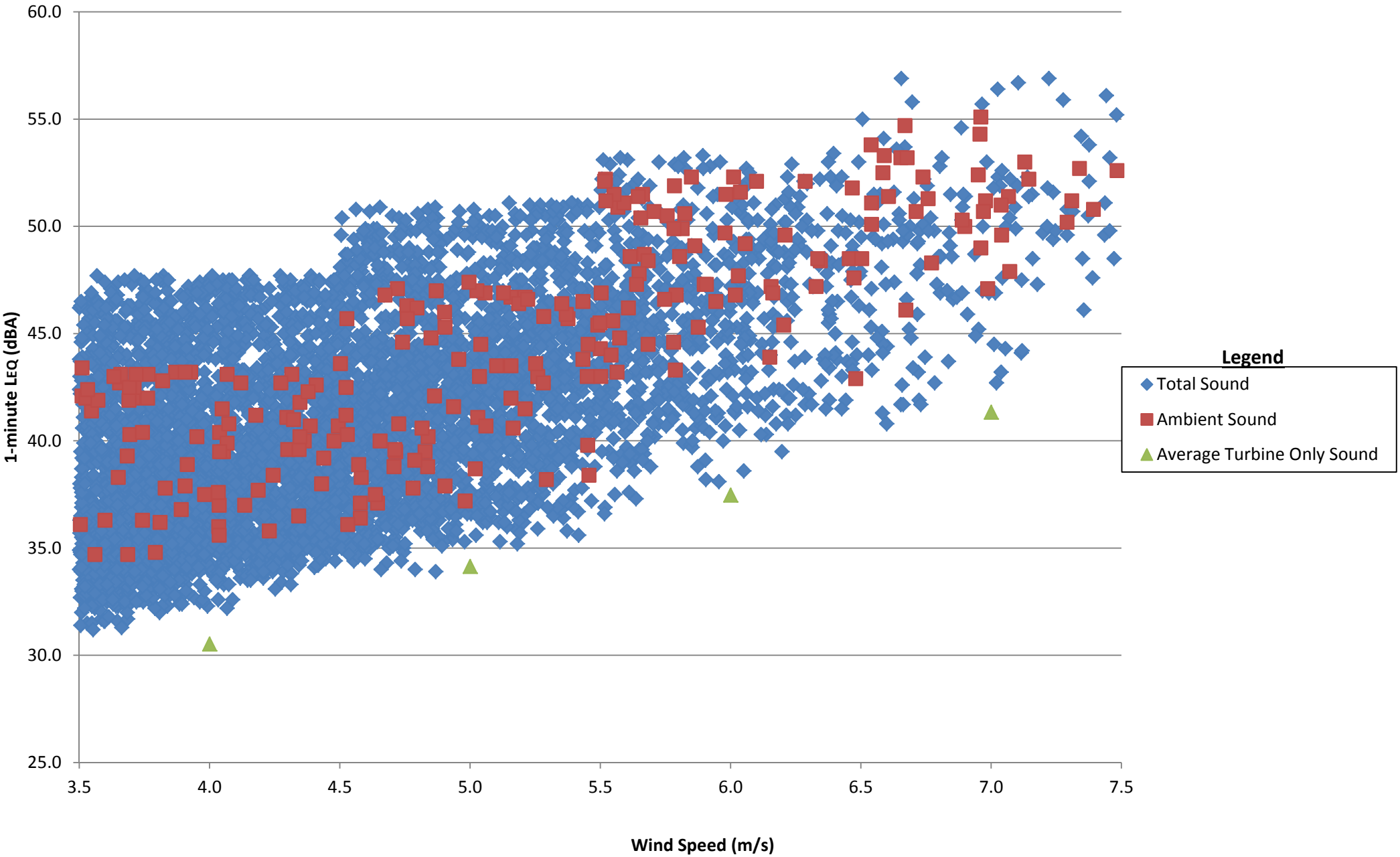

Valid L_{EQ} Data – Monitor E	Drawn by: LBB	Figure: 6	RWDI
	Date Revised: May 16, 2016		
Jericho Wind Farm, Huron County, Ontario	Project #1501440		

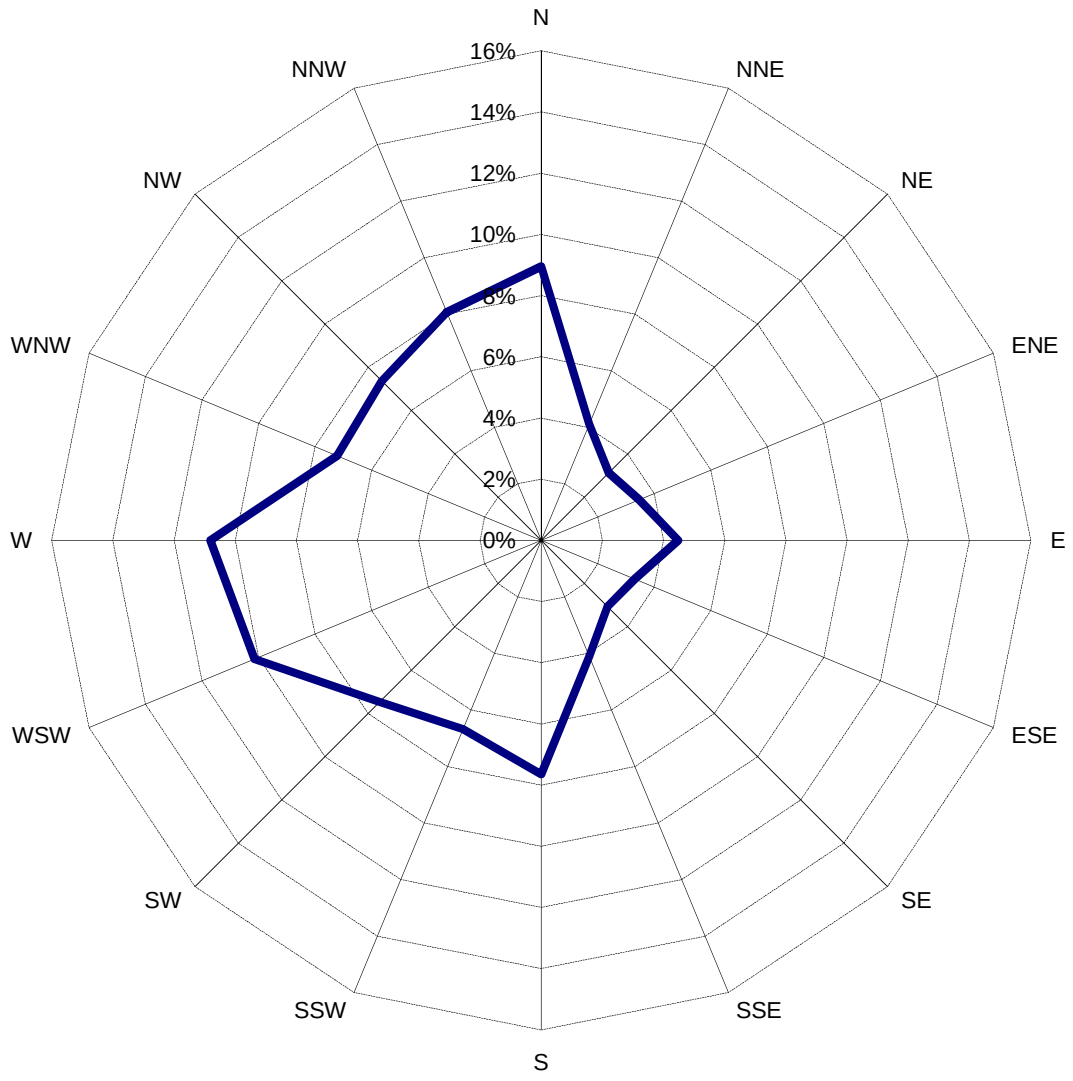

Wind Rose Plot – Total Valid Data – Monitor A
Fall 2015

Jericho Wind Farm, Huron County, Ontario

Project #1501440

Drawn by: LBB

Figure: 7

Date Revised: April 28, 2016

RWDI

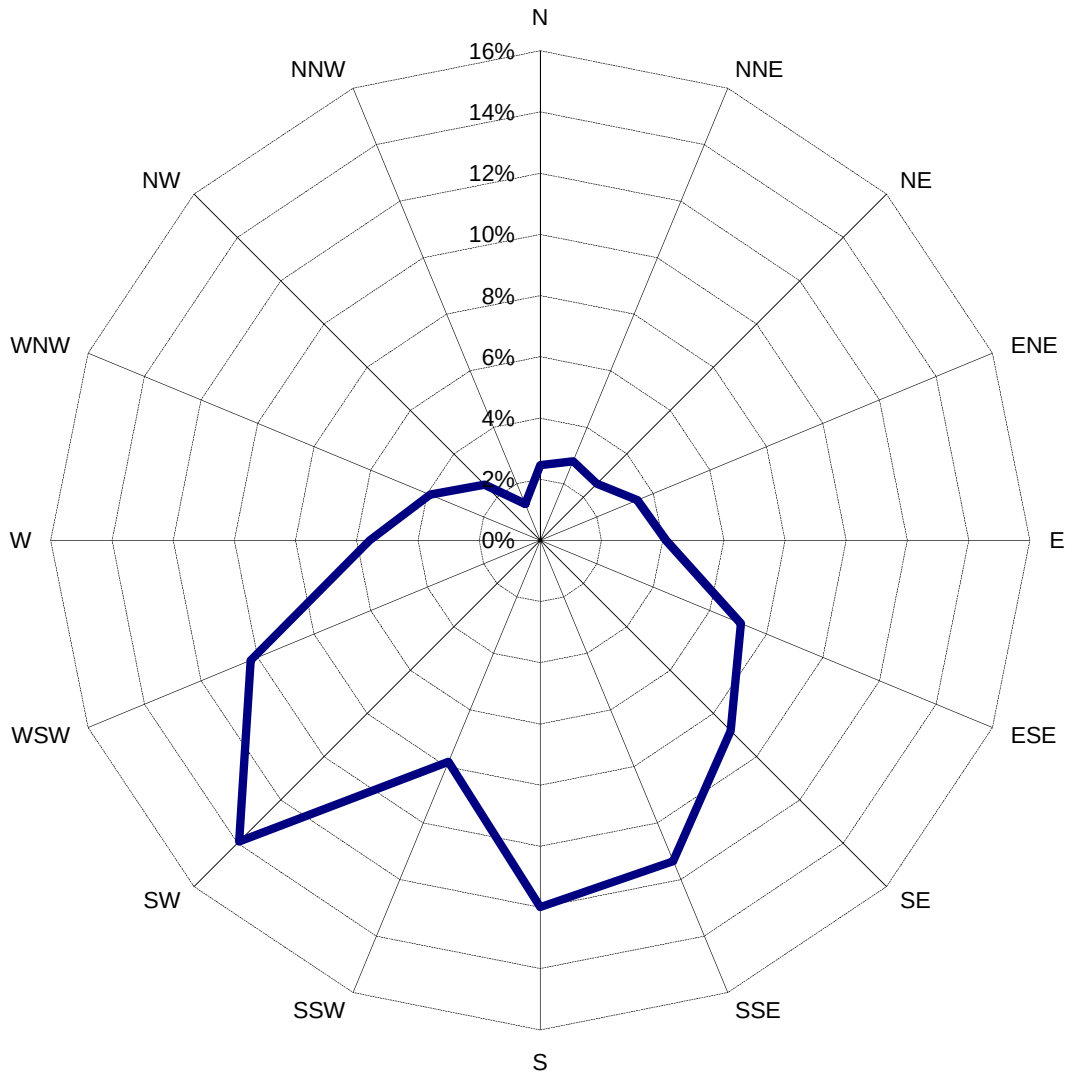

Wind Rose Plot – Total Valid Data – Monitor B
Fall 2015

Jericho Wind Farm, Huron County, Ontario

Project #1501440

Drawn by: LBB

Figure: 8

Date Revised: April 28, 2016

RWDI

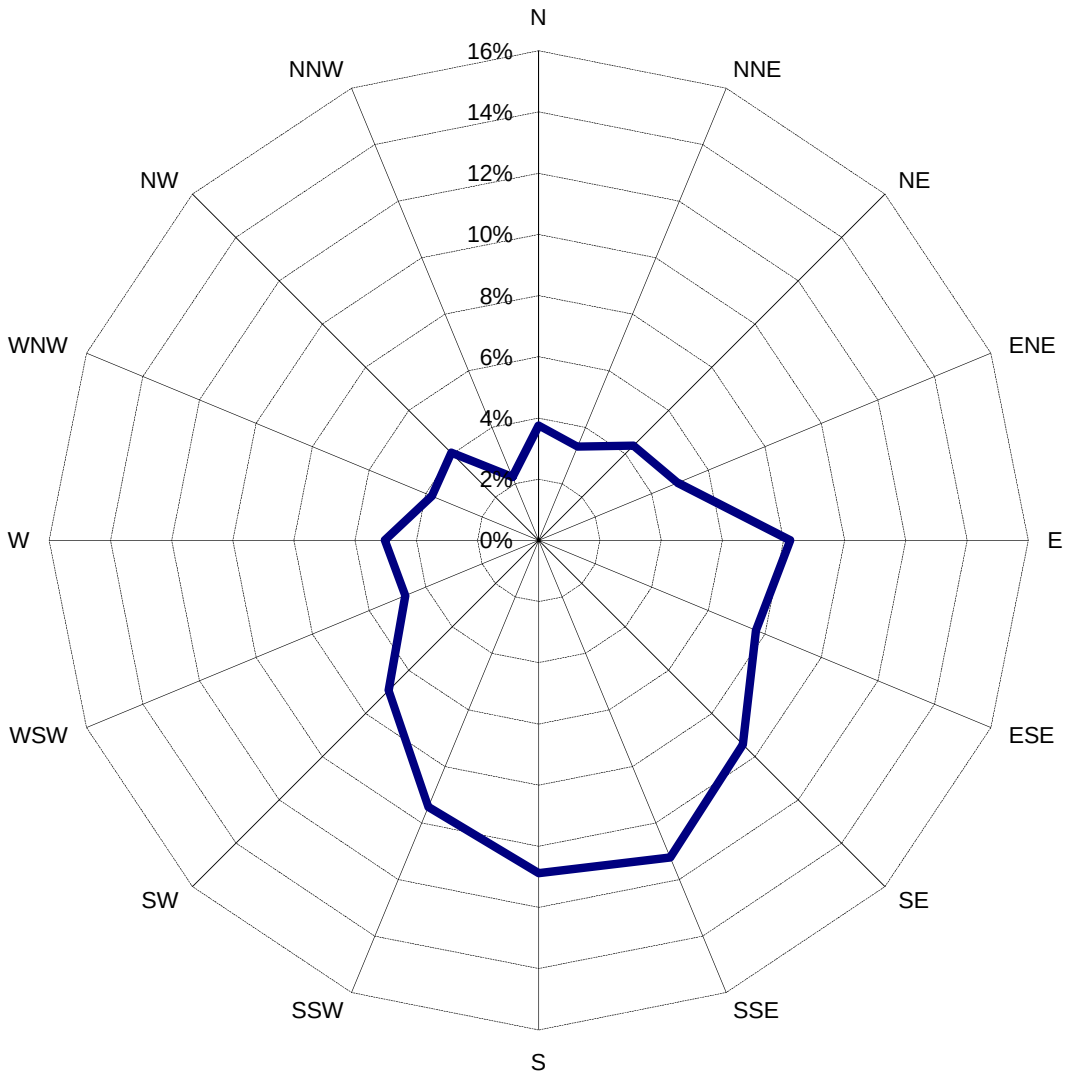

Wind Rose Plot – Total Valid Data – Monitor C
Fall 2015

Jericho Wind Farm, Huron County, Ontario

Project #1501440

Drawn by: LBB

Figure: 9

Date Revised: April 28, 2016

RWDI

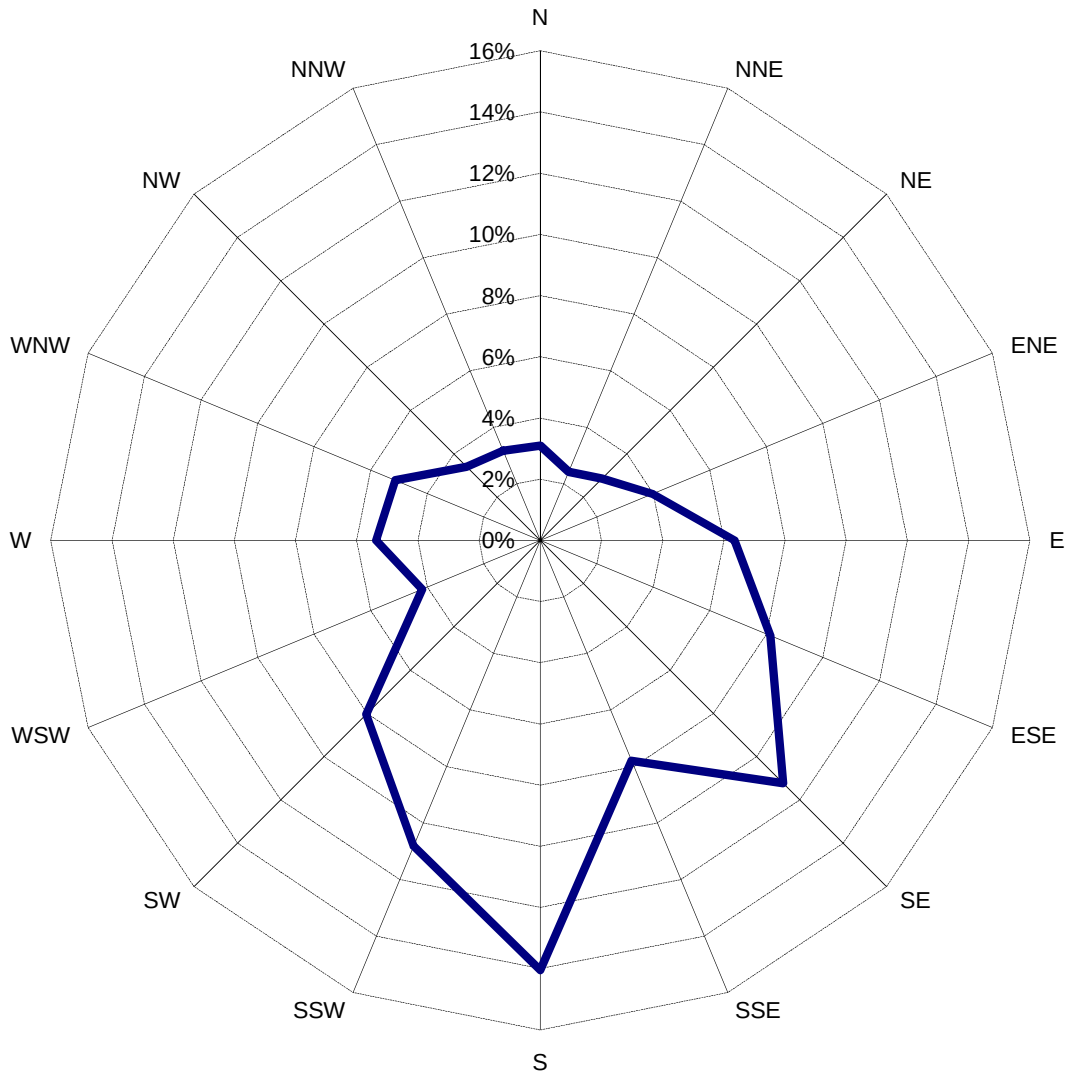

Wind Rose Plot – Total Valid Data – Monitor D
Fall 2015

Jericho Wind Farm, Huron County, Ontario

Project #1501440

Drawn by: LBB

Figure: 10

Date Revised: April 28, 2016

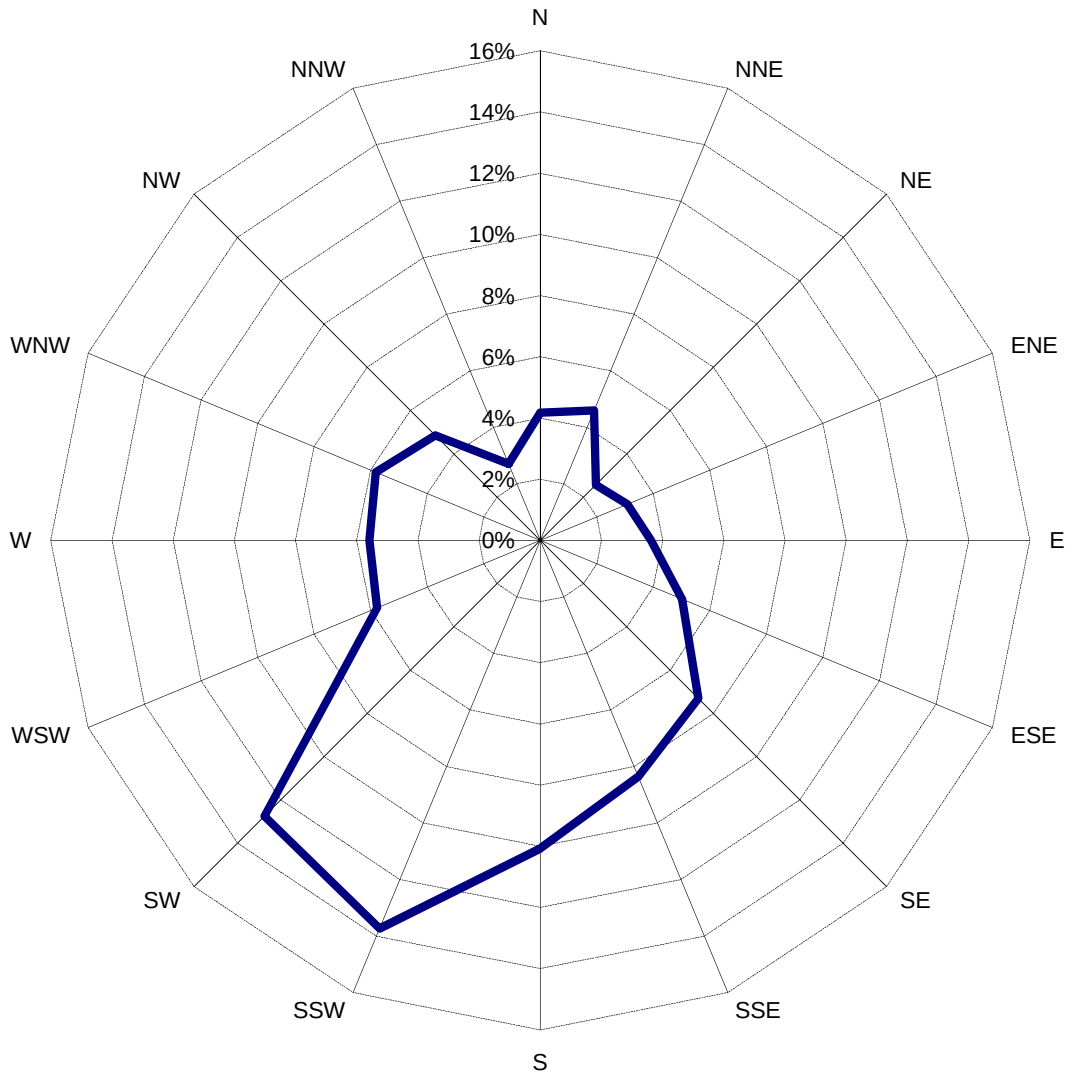

Wind Rose Plot – Total Valid Data – Monitor E
Fall 2016

Jericho Wind Farm, Huron County, Ontario

Project #1501440

Drawn by: LBB

Figure: 11

Date Revised: May 16, 2016

APPENDIX A

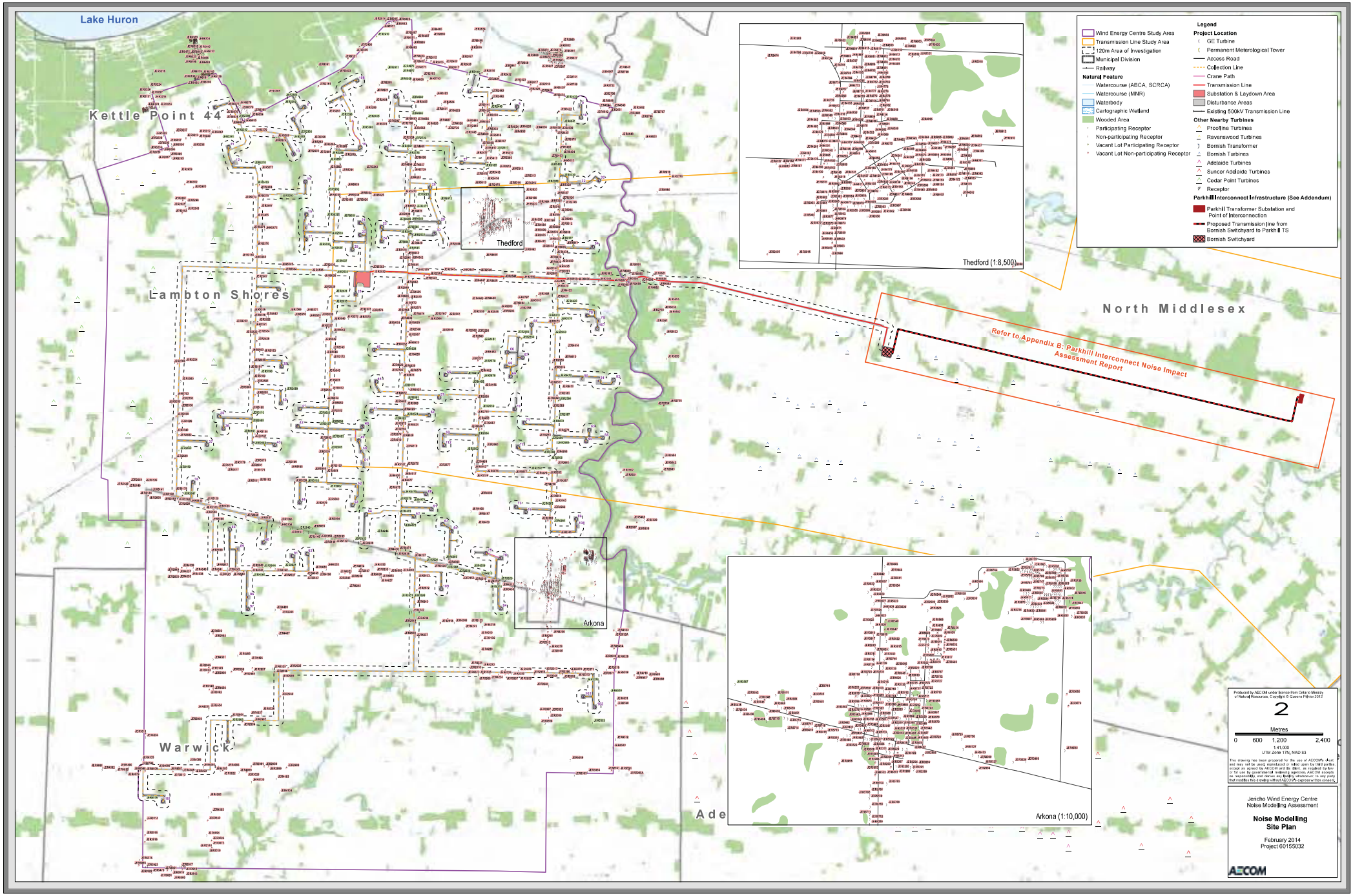
Lake Huron
Kettle Point 44
Lambton Shores
Warwick
North Middlesex
Thedford
Arkona
Thedford (1:8,500)
Arkona (1:10,000)
Refer to Appendix B: Parkhill Interconnect Noise Impact Assessment Report
Legend
Project Location
Wind Energy Centre Study Area
Transmission Line Study Area
120m Area of Investigation
Municipal Division
Railway
Natural Feature
Watercourse (ABCA, SCRCA)
Watercourse (MNR)
Waterbody
Cartographic Wetland
Wooded Area
Participating Receptor
Non-participating Receptor
Vacant Lot Participating Receptor
Vacant Lot Non-participating Receptor
GE Turbine
Permanent Meterological Tower
Access Road
Collection Line
Crane Path
Transmission Line
Substation & Laydown Area
Disturbance Areas
Existing 500kV Transmission Line
Other Nearby Turbines
Proline Turbines
Ravenswood Turbines
Bornish Transformer
Bornish Turbines
Adelaide Turbines
Suncor Adelaide Turbines
Cedar Point Turbines
Receptor
Parkhill Interconnect Infrastructure (See Addendum)
Parkhill Transformer Substation and Point of Interconnection
Proposed Transmission line from Bornish Switchyard to Parkhill TS
Bornish Switchyard
Produced by AECOM under licence from Ontario Ministry of Natural Resources. Copyright © Queen's Printer 2012
2
Metres
0 600 1,200 2,400
1:41,000
UTM Zone 17N, NAD 83
This drawing has been prepared for the use of AECOM's client, and may not be used, reproduced or relied upon by third parties except as agreed by AECOM and its client, as required by law or for use by governmental reviewing agencies. AECOM accepts no responsibility, and denies any liability whatsoever, to any party that modifies this drawing without AECOM's express written consent.
Jericho Wind Energy Centre
Noise Modelling Assessment
Noise Modelling
Site Plan
February 2014
Project 60155032
AECOM

APPENDIX B

Ontario

Ministry of the Environment and Climate Change
Ministère de l'Environnement et de l'Action en matière de changement climatique

AMENDMENT TO RENEWABLE ENERGY APPROVAL

NUMBER 5855-9HHGQR
Issue Date: November 12, 2014

Jericho Wind GP, ULC, as general partner for and on behalf of Jericho Wind, LP
390 Bay Street, Suite 1720
Toronto, Ontario
M5H 2Y2

Site Location: Jericho Wind Energy Centre
Generally bounded by Lakeshore Road/Bog Line to the north, Egremont Road to the south, the Lambton Shores/North Middlesex municipal boundary to the east, and Rawlings Road/Elarton Road to the west, in Lambton County. Extends eastward into Middlesex County generally along and adjacent to Elginfield Road and Nairn Road between the Lambton Shores/North Middlesex municipal boundary and Cassidy Road.
Municipality of Lambton Shores, Township of Warwick, County of Lambton, Municipality of North Middlesex, County of Middlesex.

You are hereby notified that I have amended Approval No. 5855-9HHGQR issued on April 14, 2014 for a Class 4 wind facility , as follows:

A. The definition of "Application" is deleted and replaced with the following:

11. "Application" means the application for a Renewable Energy Approval dated February 12, 2013, and signed by F. Allen Wiley, Jericho Wind, Inc., and all supporting documentation submitted with the application, including amended documentation submitted up to April 14, 2014; and as further amended by the application for an amendment to a Renewable Energy Approval dated July 21, 2014, and signed by F. Allen Wiley, Jericho Wind, LP, and all supporting documentation submitted with the application, including amended documentation submitted up to September 2, 2014; and as further amended by the application for an amendment to a Renewable Energy Approval dated October 3, 2014, and signed by F. Allen Wiley, Jericho Wind, LP, and all supporting documentation submitted with the application, including amended documentation submitted up to the date this amendment is issued;

B. Condition U1 is added to the Approval:

U – GROUNDWATER

U1. Should the advancement of piles penetrate a confined aquifer, the Company shall take all steps necessary to ensure that the piles do not create a conduit for the vertical migration of groundwater.

All other Terms and Conditions of the Approval remain the same.

This Notice shall constitute part of the approval issued under Approval No. 5855-9HHGQR dated April 14, 2014.

In accordance with Section 139 of the Environmental Protection Act, within 15 days after the service of this notice, you may by further written notice served upon the Director, the Environmental Review Tribunal and the Environmental Commissioner, require a hearing by the Tribunal.

In accordance with Section 47 of the Environmental Bill of Rights, 1993, the Environmental Commissioner will place notice of your request for a hearing on the Environmental Registry.

Section 142 of the Environmental Protection Act provides that the notice requiring the hearing shall state:

1. The portions of the renewable energy approval or each term or condition in the renewable energy approval in respect of which the hearing is required, and;
2. The grounds on which you intend to rely at the hearing in relation to each portion appealed.

The signed and dated notice requiring the hearing should also include:

3. The name of the appellant;
4. The address of the appellant;
5. The renewable energy approval number;
6. The date of the renewable energy approval;
7. The name of the Director;
8. The municipality or municipalities within which the project is to be engaged in;

This notice must be served upon:

The Secretary* Environmental Review Tribunal 655 Bay Street, 15th Floor Toronto, Ontario M5G 1E5	AND	The Environmental Commissioner 1075 Bay Street, 6th Floor Suite 605 Toronto, Ontario M5S 2B1	AND	The Director Section 47.5, *Environmental Protection Act* Ministry of the Environment and Climate Change 2 St. Clair Avenue West, Floor 12A Toronto, Ontario M4V 1L5

*** Further information on the Environmental Review Tribunal's requirements for an appeal can be obtained directly from the Tribunal at: Tel: (416) 314-4600, Fax: (416) 314-4506 or www.ert.gov.on.ca**

Under Section 142.1 of the Environmental Protection Act, residents of Ontario may require a hearing by the Environmental Review Tribunal within 15 days after the day on which notice of this decision is published in the Environmental Registry. By accessing the Environmental Registry at www.ebr.gov.on.ca , you can determine when this period ends.

Approval for the above noted renewable energy project is issued to you under Section 47.5 of the Environmental Protection Act subject to the terms and conditions outlined above.

DATED AT TORONTO this 12th day of November, 2014

Vic Schroter, P.Eng.
Director
Section 47.5, *Environmental Protection Act*

NC/
c: District Manager, MOECC Sarnia
Andrea Garcia, NextEra Energy Canada

Ontario

Ministry of the Environment
Ministère de l'Environnement

AMENDMENT TO RENEWABLE ENERGY APPROVAL

NUMBER 5855-9HHGQR
Issue Date: September 2, 2014

Jericho Wind GP, ULC, as general partner for and on behalf of Jericho Wind, LP
390 Bay Street, Suite 1720
Toronto, Ontario
M5H 2Y2

Site Location: Jericho Wind Energy Centre
Generally bounded by Lakeshore Road/Bog Line to the north, Egremont Road to the south, the Lambton Shores/North Middlesex municipal boundary to the east, and Rawlings Road/Elarton Road to the west, in Lambton County. Extends eastward into Middlesex County generally along and adjacent to Elginfield Road and Nairn Road between the Lambton Shores/North Middlesex municipal boundary and Cassidy Road.
Municipality of Lambton Shores, Township of Warwick, County of Lambton, Municipality of North Middlesex, County of Middlesex

You are hereby notified that I have amended Approval No. 5855-9HHGQR issued on April 14, 2014 for a Class 4 wind facility , as follows:

A. The owner/ operator of the Facility is deleted and replaced with the following:

Jericho Wind GP, ULC, as general partner for and on behalf of Jericho Wind, LP
390 Bay Street, Suite 1720
Toronto, Ontario
M5H 2Y2

B. The definitions of "Application" and "Company" are deleted and replaced with the following:

11. "Application" means the application for a Renewable Energy Approval dated February 12, 2013, and signed by F. Allen Wiley, Jericho Wind, Inc., and all supporting documentation submitted with the application, including amended documentation submitted up to April 14, 2014; and as further amended by the application for an amendment to a Renewable Energy Approval dated July 21, 2014, and signed by F. Allen Wiley, Jericho Wind, LP, and all supporting documentation submitted with the application, including amended documentation submitted up to the date this amendment is issued;

18. "Company" means Jericho Wind GP, ULC, as general partner for and on behalf of Jericho Wind, LP, a limited partnership formed under the laws of Ontario, and includes its successors and assignees;

C. Condition H2 is deleted and replaced with the following:

H2. Notwithstanding Condition H1, at the construction sites for turbines where groundwater dewatering in excess of 50,000 litres per day is anticipated, the Company is authorized to take a maximum amount of litres of water per day as indicated in Table 4 (as revised August 28, 2014) of the report entitled "Hydrogeological Report in Support of a Modification to the Renewable Energy Approval for the Jericho Wind Energy Centre" for the purpose of construction dewatering for foundation construction. In the event that groundwater dewatering requirements exceed those indicated in Table 4 of the "Hydrogeological Report in Support of a Modification to the Renewable Energy Approval for the Jericho Wind Energy Centre" (as submitted August 28, 2014), the Company may consult directly with the Ministry's Southwestern Regional Office Technical Support Section to request an increase of the maximum allowable litres of water per day and determine associated mitigation measures, provided additional studies supporting such increases are included with the request.

D. Conditions H8 and H9 are added to the Approval:

H8. Prior to commencing dewatering activities for foundation construction of turbines 7, 9, 10, 79 and 107, the Company shall conduct an in-the-field assessment of the existence of shallow water wells within the respective site specific Study Areas (500 m radius of a turbine), up to and including a door-to-door survey of any residences located within the Study Area. Should a shallow domestic water well be identified within a Study Area by in-the-field reconnaissance conducted by the Company, the Company shall retain a qualified person to make a formal decision on whether a shallow groundwater monitoring well is required to be located between the dewatering site and the shallow water well. Such a monitor, if deemed necessary, shall be installed by the Company and would act as a sentinel as a first alert to potential adverse impact to a domestic water quantity supply.

H9. Within two months of foundation construction at Turbine 79, the Company shall submit a letter report to the Ministry's Southwestern Regional Office Technical Support Section on the mitigation, monitoring and contingency measures implemented for the construction dewatering at Turbine 79 in order to protect water body feature R2.73. The report shall include a discussion of the success and adequacy of the implemented measures.

All other Terms and Conditions of the Approval remain the same.

This Notice shall constitute part of the approval issued under Approval No. 5855-9HHGQR dated April 14, 2014.

In accordance with Section 139 of the Environmental Protection Act, within 15 days after the service of this notice, you may by further written notice served upon the Director, the Environmental Review Tribunal and the Environmental Commissioner, require a hearing by the Tribunal.

In accordance with Section 47 of the Environmental Bill of Rights, 1993, the Environmental Commissioner will place notice of your request for a hearing on the Environmental Registry.

Section 142 of the Environmental Protection Act provides that the notice requiring the hearing shall state:

1. The portions of the renewable energy approval or each term or condition in the renewable energy approval in respect of which the hearing is required, and;
2. The grounds on which you intend to rely at the hearing in relation to each portion appealed.

The signed and dated notice requiring the hearing should also include:

3. The name of the appellant;
4. The address of the appellant;
5. The renewable energy approval number;
6. The date of the renewable energy approval;
7. The name of the Director;
8. The municipality or municipalities within which the project is to be engaged in;

This notice must be served upon:

The Secretary* Environmental Review Tribunal 655 Bay Street, 15th Floor Toronto, Ontario M5G 1E5	AND	The Environmental Commissioner 1075 Bay Street, 6th Floor Suite 605 Toronto, Ontario M5S 2B1	AND	The Director Section 47.5, *Environmental Protection Act* Ministry of the Environment 2 St. Clair Avenue West, Floor 12A Toronto, Ontario M4V 1L5

*** Further information on the Environmental Review Tribunal's requirements for an appeal can be obtained directly from the Tribunal at: Tel: (416) 314-4600, Fax: (416) 314-4506 or www.ert.gov.on.ca**

Under Section 142.1 of the Environmental Protection Act, residents of Ontario may require a hearing by the Environmental Review Tribunal within 15 days after the day on which notice of this decision is published in the Environmental Registry. By accessing the Environmental Registry at www.ebr.gov.on.ca , you can determine when this period ends.

Approval for the above noted renewable energy project is issued to you under Section 47.5 of the *Environmental Protection Act* *subject to the terms and conditions outlined above.*

DATED AT TORONTO this 2nd day of September, 2014

Vic Schroter, P.Eng.
Director
Section 47.5, *Environmental Protection Act*

SR/
c: District Manager, MOE Sarnia
Nancy O'Neill, NextEra Energy Canada, ULC

Ontario

Ministry of the Environment
Ministère de l'Environnement

RENEWABLE ENERGY APPROVAL

NUMBER 5855-9HHGQR
Issue Date: April 14, 2014

Jericho Wind, Inc.
390 Bay Street, Suite 1720
Toronto, Ontario
M5H 2Y2

Project Location:	Jericho Wind Energy Centre Generally bounded by Lakeshore Road/Bog Line to the north, Egremont Road to the south, the Lambton Shores/North Middlesex municipal boundary to the east, and Rawlings Road/Elarton Road to the west, in Lambton County. Extends eastward into Middlesex County generally along and adjacent to Elginfield Road and Nairn Road between the Lambton Shores/North Middlesex municipal boundary and Cassidy Road. Municipality of Lambton Shores, Township of Warwick, County of Lambton, Municipality of North Middlesex, County of Middlesex

You have applied in accordance with Section 47.4 of the Environmental Protection Act for approval to engage in a renewable energy project in respect of a Class 4 wind facility consisting of the following:

- the construction, installation, operation, use and retiring of a 92 wind turbine generator, Class 4 wind facility with a total name plate capacity of 150 megawatts.

For the purpose of this renewable energy approval, the following definitions apply:

1. "Acoustic Assessment Report" means the report included in the Application and entitled "Jericho Wind Energy Centre - Revised Noise Assessment Report", dated February 2014, prepared by AECOM and signed by Alex Dundon P.Eng. and Alan Oldfield P.Eng., and "Parkhill Interconnect - Noise Impact Assessment", dated April 2, 2013, prepared by GL Garrad Hassan and signed by A. Nercessian, S. Dokouzian, N. O'Blenes, M. Roberge and D. Eaton;

2. "Acoustic Audit - Emission" means an investigative procedure that is compliant with the CAN/CSA Standard C61400-11-07 and consisting of measurements and/or acoustic modelling of noise emissions produced by wind turbine generators, assessed to determine compliance with the manufacturer's noise (acoustic) equipment specifications and emission data of the wind turbine generators, included in the Acoustic Assessment Report;

3. "Acoustic Audit - Immission" means an investigative procedure consisting of measurements and/or acoustic modelling of all sources of noise emissions due to the operation of the Equipment, assessed to determine compliance with the Noise Performance Limits set out in this Approval;

4. "Acoustic Audit Report-Emission" means a report presenting the results of the Acoustic Audit - Emission;

5. "Acoustic Audit Report-Immission" means a report presenting the results of the Acoustic Audit - Immission;

6. "Acoustic Audit - Transformer Substation" means an investigative procedure that is compliant with the IEEE Standard C57.12.90 consisting of measurements and/or acoustic modelling of all noise sources comprising the transformer substation assessed to determine compliance with the Sound Power Level specification of the transformer substation described in the Acoustic Assessment Report.

7. "Acoustic Audit Report - Transformer Substation" means a report presenting the results of the Acoustic [illegible] Transformer Substation.

8. "Acoustical Consultant" means a person currently active in the field of environmental acoustics and noise/vibration control, who is knowledgeable about Ministry noise guidelines and procedures and has a combination of formal university education, training and experience necessary to assess noise emissions from wind facilities;

9. "Act" means the *Environmental Protection Act* , R.S.O 1990, c.E.19, as amended;

10. "Adverse Effect" has the same meaning as in the Act;

11. "Application" means the application for a Renewable Energy Approval dated February 12, 2013, and signed by F. Allen Wiley, Jericho Wind, Inc., and all supporting documentation submitted with the application, including amended documentation submitted up to the date this Approval is issued;

12. "Approval" means this Renewable Energy Approval issued in accordance with Section 47.4 of the Act, including any schedules to it;

13. "A-weighting" means the frequency weighting characteristic as specified in the International Electrotechnical Commission (IEC) Standard 61672, and intended to approximate the relative sensitivity of the normal human ear to different frequencies (pitches) of sound. It is denoted as "A";

14. "A-weighted Sound Pressure Level" means the Sound Pressure Level modified by application of an A-weighting network. It is measured in decibels, A-weighted, and denoted "dBA";

15. "Class 1 Area" means an area with an acoustical environment typical of a major population centre, where the background sound level is dominated by the activities of people, usually road traffic, often referred to as "urban hum";

16. "Class 2 Area" means an area with an acoustical environment that has qualities representative of both Class 1 and Class 3 Areas:

    1. sound levels characteristic of Class 1 during daytime (07:00 to 19:00 or to 23:00 hours);

    2. low evening and night background sound level defined by natural environment and infrequent human activity starting as early as 19:00 hours (19:00 or 23:00 to 07:00 hours);

    3. no clearly audible sound from stationary sources other than from those under impact assessment.

17. "Class 3 Area" means a rural area with an acoustical environment that is dominated by natural sounds having little or no road traffic, such as the following:

    1. a small community with less than 1000 population;

    2. agricultural area;

    3. a rural recreational area such as a cottage or a resort area; or

    4. a wilderness area.

18. "Company" means Jericho Wind, Inc. and includes its successors and assignees;

19. "Compliance Protocol for Wind Turbine Noise" means the Ministry document entitled, Compliance Protocol for Wind Turbine Noise, Guideline for Acoustic Assessment and Measurement, PIBS# 8540e;

20. "Decibel" means a dimensionless measure of Sound Level or Sound Pressure Level, denoted as dB;

21. "Director" means a person appointed in writing by the Minister of the Environment pursuant to section 5 of the Act as a Director for the purposes of section 47.5 of the Act;

22. "District Manager" means the District Manager of the appropriate local district office of the Ministry where the Facility is geographically located;

23. "Equipment" means the ninety two (92) wind turbine generators and one (1) transformer substation in the Jericho location and two(2) transformer substations in the Parkhill Interconnect location, identified in this Approval and as further described in the Application, to the extent approved by this Approval;

24. "Equivalent Sound Level" is the value of the constant sound level which would result in exposure to the same total A-weighted energy as would the specified time-varying sound, if the constant sound level persisted over an equal time interval. It is denoted L_{eq} and is measured in dB A-weighting (dBA);

25. "Facility" means the renewable energy generation facility, including the Equipment, as described in this Approval and as further described in the Application, to the extent approved by this Approval;

26. "IEEE Standard C57.12.90" means the IEEE Standard Test Code for Liquid-Immersed Distribution, Power, and Regulating Transformers, 2010.

27. CAN/CSA Standard C61400-11-07, "Wind Turbine Generator Systems – Part 11: Acoustic Noise Measurement Techniques", dated October 2007;

28. "Independent Acoustical Consultant" means an Acoustical Consultant who is not representing the Company and was not involved in preparing the Acoustic Assessment Report. The Independent Acoustical Consultant shall not be retained by the Acoustical Consultant involved in the noise impact assessment;

29. "Ministry" means the ministry of the government of Ontario responsible for the Act and includes all officials, employees or other persons acting on its behalf;

30. "Noise Guidelines for Wind Farms" means the Ministry document entitled, "Noise Guidelines for Wind Farms - Interpretation for Applying MOE NPC Publications to Wind Power Generation Facilities", dated October 2008;

31. "Noise Receptor" has the same meaning as in O. Reg. 359/09;

32. "Publication NPC-103" means the Ministry Publication NPC-103 of the Model Municipal Noise Control By-Law, Final Report, August 1978, published by the Ministry as amended.

33. "Publication NPC-233" means Ministry Publication NPC-233, "Information to be Submitted for Approval of Stationary Sources of Sound", October 1995;

34. "O. Reg. 359/09" means Ontario Regulation 359/09 "Renewable Energy Approvals under Part V.0.1 of the Act" made under the Act;

35. "Point of Reception" has the same meaning as in the Noise Guidelines for Wind Farms and is subject to the same qualifications described in that document;

36. "Sound Level" means the A-weighted Sound Pressure Level;

37. "Sound Level Limit" is the limiting value described in terms of the one hour A-weighted Equivalent Sound Level L_{eq};

38. "Sound Power Level" means ten times the logarithm to the base of 10 of the ratio of the sound power (Watts) of a noise source to standard reference power of 10^{-12} Watts;

39. "Sound Pressure" means the instantaneous difference between the actual pressure and the average or barometric pressure at a given location. The unit of measurement is the micro pascal (μPa);

40. "Sound Pressure Level" means twenty times the logarithm to the base 10 of the ratio of the effective pressure (μPa) of a sound to the reference pressure of 20 μPa;

41. "UTM" means Universal Transverse Mercator coordinate system.

You are hereby notified that this approval is issued to you subject to the terms and conditions outlined below:

TERMS AND CONDITIONS

A – GENERAL

A1. The Company shall construct, install, use, operate, maintain and retire the Facility in accordance with the terms and conditions of this Approval and the Application and in accordance with the following schedules attached hereto:

Schedule A - Facility Description
Schedule B - Coordinates of the Equipment and Noise Specifications
Schedule C - Noise Control Measures

A2. Where there is a conflict between a provision of this Approval and any document submitted by the Company, the conditions in this Approval shall take precedence. Where there is a conflict between one or more of the documents submitted by the Company, the document bearing the most recent date shall take precedence.

A3. The Company shall ensure a copy of this Approval is:

(1) accessible, at all times, by Company staff operating the Facility and;

(2) submitted to the clerk of each local municipality and upper-tier municipality in which the Facility is situated.

A4. If the Company has a publicly accessible website, the Company shall ensure that the Approval and the Application are posted on the Company's publicly accessible website within five (5) business days of receiving this Approval.

A5. The Company shall, at least six (6) months prior to the anticipated retirement date of the entire Facility, or part of the Facility, review its Decommissioning Plan Report to ensure that it is still accurate. If the Company determines that the Facility cannot be decommissioned in accordance with the Decommissioning Plan Report, the Company shall provide the Director and District Manager a written description of plans for the decommissioning of the Facility.

A6. The Facility shall be retired in accordance with the Decommissioning Plan Report and any directions provided by the Director or District Manager.

A7. The Company shall provide the Director and the District Manager at least ten (10) days written notice of the following:

(1) the commencement of any construction or installation activities at the project location; and

(2) the commencement of the operation of the Facility.

A8. As described in Schedule A of the Approval the Company shall not construct or operate more than ninety two (92) out of the ninety nine (99) wind turbine generators identified in the Schedule B of the Approval;

B – EXPIRY OF APPROVAL

B1. Construction and installation of the Facility must be completed within three (3) years of the later of:

(1) the date this Approval is issued; or

(2) if there is a hearing or other litigation in respect of the issuance of this Approval, the date that this hearing or litigation is disposed of, including all appeals.

B2. This Approval ceases to apply in respect of any portion of the Facility not constructed or installed before the later of the dates identified in Condition B1.

C – NOISE PERFORMANCE LIMITS

C1. The Company shall ensure that:

(1) the Sound Levels from the Equipment, at the Points of Reception identified in the Acoustic Assessment Report, comply with the Sound Level Limits set in the Noise Guidelines for Wind Farms, as applicable, and specifically as stated in the table below:

Wind Speed (m/s) at 10 m height	**4**	**5**	**6**	**7**	**8**	**9**	**10**
Sound Level Limits, dBA	40.0	40.0	40.0	43.0	45.0	49.0	51.0

(2) the Equipment is constructed and installed at either of the following locations:

a) at the locations identified in Schedule B of this Approval; or

b) at a location that does not vary by more than 10 metres from the locations identified in Schedule B of this Approval and provided that,

i) the Equipment will comply with Condition C1 (1); and

ii) all setback prohibitions established under O. Reg. 359/09 are complied with.

(3) the Equipment complies with the noise specifications set out in Schedule B of this Approval.

C2. If the Company determines that some or all of the Equipment cannot be constructed in accordance with Condition C1 (2), prior to the construction and installation of the Equipment in question, the Company shall apply to the Director for an amendment to the terms and conditions of the Approval.

C3. Within three (3) months of the completion of the construction of the Facility, the Company shall submit to the Director a written confirmation signed by an individual who has the authority to bind the Company that the UTM coordinates of the "as constructed" Equipment comply with the requirements of Condition C1 (2).

D – CONFIRMATION OF VACANT LOT NOISE RECEPTORS

D1. The locations identified in Noise Impact Summary Table of the Acoustic Assessment Report as JER_VNP_1 to JER_VNP_529 are specified as Noise Receptors for the purposes of subsection 54 (1.1) of O. Reg. 359/09 and subsection 35 (1.01) of O. Reg. 359/09".

E – ACOUSTIC AUDIT - IMMISSION

E1. The Company shall carry out an Acoustic Audit - Immission of the Sound Levels produced by the operation of the Equipment in accordance with the following:

(1) the acoustic audit measurements shall be undertaken in accordance with Part D of the Compliance Protocol for Wind Turbine Noise;

(2) the acoustic audit measurements shall be performed by an Independent Acoustical Consultant on two (2) separate occasions at five (5) different Points of Reception;

(3) the Points of Reception shall be selected using the following criteria, subject to the constraints imposed by the location of the Points of Reception with respect to the location of the Equipment:

a) the selected Point(s) of Reception should represent the location of the greatest predicted noise impact, i.e., the highest predicted Sound Level(s); and

b) the selected Point(s) of Reception should be located in the direction of prevailing winds from the Facility;

E2. The Company shall submit to the Director and the District Manager an Acoustic Audit Report - Immission, prepared by an Independent Acoustical Consultant, at the following points in time:

(1) no later than twelve (12) months after the commencement of the operation of the Facility for the first of the two (2) acoustic audit measurements at the five (5) Points of Reception; and

(2) no later than eighteen (18) months after the commencement of the operation of the Facility for the second of the two (2) acoustic audit measurements at the five (5) Points of Reception.

E3. The Company shall carry out an Acoustic Audit - Transformer Substation and shall submit to the District Manager and the Director an Acoustic Audit Report – Transformer Substation prepared by an Independent Acoustical Consultant, in accordance with the IEEE Standard C57.12.90 and Ministry Publication NPC-233 and no later than six (6) months after the commencement of the operation of the Facility.

F – ACOUSTIC AUDIT- EMISSION

F1. The Company shall carry out an Acoustic Audit - Emission of the acoustic emissions produced by the operation of the wind turbine generators in accordance with the following:

(1) the acoustic emission measurements shall be undertaken in accordance with the CAN/CSA Standard C61400-11-07;

(2) the acoustic emission measurements shall be performed by an Independent Acoustical Consultant; and

(3) the acoustic emission measurements shall be performed on four (4) of the wind turbine generators used in the Facility.

F2. The Company shall submit to the Director and the District Manager an Acoustic Audit Report-Emission, prepared in accordance with Section 9 of the CAN/CSA Standard C61400-11-07 by an Independent Acoustical Consultant, no later than twelve (12) months after the commencement of the operation of the Facility.

The Acoustic Audit Report-Emission must also provide a compliance summary of the measurements and the data in Acoustic Assessment Report. The following items must be included in the summary:

(1) the sound power levels (octave and overall for each wind speed) ,and

(2) tonal audibility values.

G – STORMWATER MANAGEMENT

G1. The Company shall employ best management practices for stormwater management and sediment and erosion control during construction, installation, use, operation, maintenance and retiring of the Facility, as described in the Application.

G2. Within six (6) months of the completion of the construction of the Facility, the Company shall provide the District Manager with a written description of post-construction stormwater management conditions.

H – WATER TAKING ACTIVITIES

H1. The Company shall not take more than 50,000 litres of water per day per turbine construction site by any means during the construction and retiring of the Facility.

H2. Notwithstanding Condition H1, at the construction sites for Turbines 8, 25, 32, 33, and 34, the Company is authorized to take a maximum of 400,000 litres of water per day, for the purpose of construction dewatering for foundation construction.

H3. If the taking of water is observed to cause any negative impact to other water supplies obtained from any adequate sources that were in use prior to initial issuance of an approval for this water taking, the Company shall take such action necessary to make available to those affected, a supply of water equivalent in quantity and quality to their normal takings, or shall compensate such persons for their reasonable costs of so doing, or shall reduce the rate and amount of taking to prevent or alleviate the observed negative impact. Pending permanent restoration of the affected supplies, the Company shall provide, to those affected, temporary water supplies adequate to meet their normal requirements, or shall compensate such persons for their reasonable costs of doing so. If permanent interference is caused by the water taking, the Company shall restore the water supplies of those permanently affected.

H4. On each day water is taken at a turbine foundation construction site for the purpose of construction dewatering, the Company shall record the date, the volume of water taken on that date and the rate at which it was taken. The daily volume of water taken shall be measured by a flow meter, or estimated based on the rate and duration of pumping. The Company shall keep all records required by this condition current, and shall make these records available for review by the Ministry upon request.

H5. Sedimentation and erosion control measures, such as straw bales, silt fence barriers, sand bags, and/or turbidity curtains, shall be installed at the site of all construction dewatering activities during the construction phase, and remain until the site has been stabilized. The sedimentation and erosion control measures shall be sufficient to control the volumes of surface runoff. Continuous care shall be taken to properly maintain the sedimentation and erosion control devices.

H6. The Company shall ensure that any water discharged to the natural environment does not result in scouring, erosion or physical alteration of stream channels or banks and that there is no flooding in the receiving area or water body, downstream water bodies, ditches or properties caused or worsened by this discharge.

H7. The Company shall undertake, as necessary, any other proposed monitoring and mitigation measures described in the Final Construction Plan Report – Jericho Wind Energy Centre, dated February 2013, prepared by AECOM, and the Revision to the Construction Plan Report – Jericho Wind Energy Centre, dated October 2013, prepared by AECOM.

I – SEWAGE WORKS OF THE TRANSFORMER SUBSTATION SPILL CONTAINMENT FACILITY

I1. The Company shall design and construct a transformer substation oil spill containment facility which meets the following requirements:

(1) the spill containment facility serving the transformer substation shall have a minimum volume equal to the volume of transformer oil and lubricants plus the volume equivalent to providing a minimum 24-hour duration, 50-year return storm capacity for the stormwater drainage area around the transformer under normal operating conditions. This containment area shall have:

(a) an impervious floor with walls usually of reinforced concrete or impervious plastic liners, sloped toward an outlet / oil control device, allowing for a freeboard of 0.25 metres terminating approximately 0.30 metres above grade to prevent external stormwater flows from entering the facility. The facility shall have a minimum of 300mm layer of crushed stoned (19mm to 38mm in diameter) within, all as needed in accordance to site specific conditions and final design parameters; or

(b) a permeable floor with impervious plastic walls and around the transformer pad; equipped with subsurface drainage with a minimum 50mm diameter drain installed on a sand layer sloped toward an outlet for sample collection purposes; designed with an oil absorbent material on floor and walls, and allowing for a freeboard of 0.25 metres terminating approximately 0.30 metres above grade to prevent external stormwater flows from entering the facility. The facility's berm shall be designed as needed in accordance to site specific conditions and the facility shall have a minimum 300mm layer of crushed stoned (19mm to 38mm in diameter) on top of the system, as needed in accordance to site specific conditions and final design parameters.

(2) the spill containment facility shall be equipped with an oil detection system; it also shall have a minimum of two (2) PVC pipes (or equivalent material) 50mm diameter to allow for visual inspection of water accumulation. One pipe has to be installed half way from the transformer pad to the vehicle access route;

(3) the spill containment facility shall have appropriate sewage appurtenances as necessary, such as but not limited to: sump, oil/grit separator, pumpout manhole, level controllers, floating oil sensors, etc., that allows for batch discharges or direct discharges and for proper implementation of the monitoring program described under Condition I4; and

(4) the Company shall have a qualified person on-site during construction to ensure that the system is installed in accordance with the approved design and specifications.

I2. The Company shall:

(1) within six (6) months after the completion of the construction of the transformer substation spill containment facility, provide to the District Manager an engineering report and as-built design drawings of the sewage works for the spill containment facility and any stormwater management works required for it, signed and stamped by an independent Professional Engineer licensed in Ontario and competent in electrical and environmental engineering. The engineering report shall include the following;

(a) as-built drawings of the sewage works for the spill containment facility and any stormwater management works required for it;

(b) a written report signed by a qualified person confirming the following:

(i) on-site supervision during construction
(ii) in case of a permeable floor systems: type of oil absorbent material used (for mineral-based transformer oil or vegetable-based transformer oil, make and material's specifications)
(ii) use of stormwater best management practices applied to prevent external surface water runoff from entering the spill containment facility, and
(iv) confirm adequacy of the installation in accordance with specifications.

(c) confirmation of the adequacy of the operating procedures and the emergency procedures manuals as it pertains to the installed sewage works.

(d) procedures to provide emergency response to the site in the form of pumping and clean-up equipment within 24 hours after an emergency has been identified. Such response shall be provided even under adverse weather conditions to prevent further danger of material loss to the environment.

(2) as a minimum, the Company shall check the oil detection systems on a monthly basis and create a written record of the inspections;

(3) ensure that the effluent is essentially free of floating and settle-able solids and does not contain oil or any other substance in amounts sufficient to create a visible film, sheen or foam on the receiving waters;

(4) immediately identify and clean-up all losses of oil from the transformer;

(5) upon identification of oil in the spill containment facility, take immediate action to prevent the further occurrence of such loss;

(6) ensure that equipment and material for the containment, clean-up and disposal of oil and materials contaminated with oil are kept within easy access and in good repair for immediate use in the event of:

(a) loss of oil from the transformer,
(b) a spill within the meaning of Part X of the Act, or
(c) the identification of an abnormal amount of oil in the effluent.

(7) in the event of finding water accumulation in the PVC pipes at the time of inspection, as per Condition I4, the Company shall: (a) for impervious floors, inspect the sewage appurtenances that allow drainage of the concrete pit; or (b) for permeable systems, replace the oil absorbent material to ensure integrity of the system performance and design objectives.

(8) for permeable floor systems, the Company shall only use the type of oil specified in the design, i.e. mineral-based transformer oil or vegetable-based transformer oil. If a change is planned to modify the type of oil, the Company shall also change the type of the oil absorbent material and obtain approval from the Director to amend this Approval before any modification is implemented.

I3. The Company shall design, construct and operate the sewage works such that the concentration of the effluent parameter named in the table below does not exceed the maximum Concentration Objective shown for that parameter in the effluent, and shall comply with the following requirements:

Effluent Parameters	Maximum Concentration Objective
Oil and Grease	15mg/L

(1) notify the District Manager as soon as reasonably possible of any exceedance of the maximum concentration objective set out in the table above;

(2) take immediate action to identify the cause of the exceedance; and

(3) take immediate action to prevent further exceedances.

I4. Upon commencement of the operation of the Facility, the Company shall establish and carry out the following monitoring program for the sewage works:

(1) the Company shall collect and analyze the required set of samples at the sampling points listed in the table below in accordance with the measurement frequency and sample type specified for the effluent parameter, oil and grease, and create a written record of the monitoring:

Effluent Parameters	Measurement Frequency and Sample Points	Sample Type
Oil and Grease	Quarterly, i.e. four times over a year, relatively evenly spaced having a minimum two (2) of these samples taken within 48 hours after a 10mm rainfall event.	Grab

(2) in the event of an exceedance of the maximum concentration objective set out in the table in Condition I3, the Company shall:

(a) increase the frequency of sampling to once per month, for each month that effluent discharge occurs, and

(b) provide the District Manager, on a monthly basis, with copies of the written record created for the monitoring until the District Manager provides written direction that monthly sampling and reporting is no longer required; and

(3) if over a period of twenty-four (24) months of effluent monitoring under Condition I4, there are no exceedances of the maximum concentration set out in the table for Concentration Objective, the Company may reduce the measurement frequency of effluent monitoring to a frequency as the District Manager may specify in writing, provided that the new specified frequency is never less than annual.

I5. The Company shall comply with the following methods and protocols for any sampling, analysis and recording undertaken in accordance with Condition I4:

(1) Ministry of the Environment publication "Protocol for the Sampling and Analysis of Industrial/ Municipal Wastewater", January 1999, as amended from time to time by more recently published editions, and

(2) the publication "Standard Methods for the Examination of Water and Wastewater", 21st edition, 2005, as amended from time to time by more recently published editions.

J – TRAFFIC MANAGEMENT PLANNING

J1. Within three (3) months of receiving this Approval, the Company shall prepare a Traffic Management Plan and provide it to the Municipality of Lambton Shores, Township of Warwick, Lambton County, and Middlesex County.

J2. Within three (3) months of having provided the Traffic Management Plan to the Municipality of Lambton Shores, Township of Warwick, Lambton County, and Middlesex County, the Company shall make reasonable efforts to enter into a Road Users Agreement with the Municipality of Lambton Shores, Township of Warwick, Lambton County, and Middlesex County.

J3. If a Road Users Agreement has not been signed with the Municipality of Lambton Shores, Township of Warwick, Lambton County, and Middlesex County within three (3) months of having provided the Traffic Management Plan to the Municipality of Lambton Shores, Township of Warwick, Lambton County, and Middlesex County, the Company shall provide a written explanation to the Director as to why this has not occurred.

K – ENDANGERED SPECIES ACT REQUIREMENTS

K1. No construction or installation activities shall be commenced in areas at the project location that support habitat for Bobolink and Eastern Meadowlark until the Company has met all requirements under the Endangered Species Act, 2007.

K2. The Company shall not commence operation of the Facility prior to receiving a written notice of approval from the Minister of Natural Resources related to any operations mitigation plans submitted by the Company pursuant to paragraph 1 of subsection 23.20(7) of O. Reg. 242/08.

K3. The Company shall ensure that the mitigation measures contained in the approved mitigation plans described in Condition K2 are implemented during the operation of the Facility, subject to any agreement on alternative mitigation measures between the Company and the Ministry of Natural Resources.

L – NATURAL HERITAGE

General

L1. The Company shall implement the Natural Heritage Environmental Effects Monitoring Plan (EEMP) for the Jericho Wind Energy Centre, dated October 2013, and the commitments made in the following reports and included in the Application, and which the Company submitted to the Ministry of Natural Resources in order to comply with O. Reg. 359/09:

(1) Natural Heritage Assessment and Environmental Impact Study Report, dated February 2013 and prepared by AECOM.

(2) Natural Heritage Assessment and Environmental Impact Study Addendum, dated December 10, 2012, prepared by AECOM

(3) Natural Heritage Assessment and Environmental Impact Study Report Second Addendum, dated January 2013, prepared by AECOM

(4) Natural Heritage Assessment and Environmental Impact Study Report Third Addendum, dated October 2013, prepared by AECOM

L2. If the Company determines that it must deviate from the Environmental Effects Monitoring Plan or the Natural Heritage Assessment and Environmental Impact Study or Addenda thereto, described in Condition L1, the Company shall contact the Director and the Ministry of Natural Resources, prior to making any changes to the Environmental Effects Monitoring Plan or the Natural Heritage Assessment and Environmental Impact Study or Addenda, and follow any directions provided.

Post Construction Monitoring - Significant Wildlife Habitat

L3. The Company shall implement the post-construction monitoring described in the Environmental Effects Monitoring Plan described in Condition L1, including the following:

(1) Disturbance Monitoring for Bat Maternity Colony Habitat (BMA-143; BMA-155; BMA-168; BMA-216; BMA-217; BMA-382)

(2) Disturbance Monitoring for Bald Eagle and Osprey Nesting, Foraging and Perching Habitat (BEN-01)

(3) Disturbance Monitoring for Amphibian Woodland Breeding Habitat (AWO-01; AWO-03; AWO-04; AWO-05; AWO-11; AWO-12; AWO-13; AWO-19)

(4) Disturbance Monitoring for Amphibian Movement Corridor (AMC-01)

Post Construction Monitoring - Birds and Bats

L4. The Company shall implement the post-construction bird and bat mortality monitoring described in the Environmental Effects Monitoring Plan, described in Condition L1, at a minimum of 28 of the 92 constructed turbines, selected in consultation with the Ministry of Natural Resources.

Thresholds and Mitigation

L5. The Company shall contact the Director and the Ministry of Natural Resources if any of the following bird and bat mortality thresholds, as stated in the Environmental Effects Monitoring Plan for the Jericho Wind Energy Centre described in Condition L1, exceeds:

(1) 10 bats per turbine per year;

(2) 14 birds per turbine per year at individual turbines or turbine groups;

(3) 0.2 raptors per turbine per year (all raptors) across the Facility;

(4) 0.1 raptors per turbine per year (provincially tracked raptors) across the Facility;

(5) 10 or more birds at any one turbine during a single monitoring survey; or

(6) 33 or more birds (including raptors) at multiple turbines during a single monitoring survey.

L6. If the bat mortality threshold described in Condition L5(1) is exceeded, the Company shall:

(1) implement operational mitigation measures consistent with those described in the Ministry of Natural Resources publication entitled "*Bats and Bat Habitats: Guidelines for Wind Power Projects* " dated July 2011, or in an amended version of the publication. Such measures shall include some or all of the following:

i. increase cut-in speed to 5.5 m/s and/or feather wind turbine blades when wind speeds are below 5.5 m/s between sunset and sunrise, from July 15 to September 30 at all turbines; or

(2) implement an additional three (3) years of effectiveness monitoring.

L7. If the bat mortality threshold described in Condition L5(1) is exceeded after operational mitigation is implemented in accordance with Condition L6, the Company shall prepare and implement a contingency plan, in consultation with the Director and the Ministry of Natural Resources, to address mitigation actions which shall include additional mitigation and scoped monitoring requirements.

L8. If any of the bird mortality thresholds described in Conditions L5(2), L5(3), or L5(4) are exceeded for turbines located outside 120m of bird significant wildlife habitat, the Company shall conduct two (2) years of subsequent scoped mortality monitoring and cause and effects monitoring. Following the completion of scoped monitoring, the Company shall implement operational mitigation and effectiveness monitoring at individual turbines as agreed to between the Company, the Director and the Ministry of Natural Resources, for the first three (3) years following the implementation of mitigation.

L9. If either of the bird mortality thresholds described in Conditions L5(5) or L5(6) are exceeded, the Company shall prepare and implement a contingency plan to address immediate mitigation actions which shall include:

(1) periodic shut-down of select turbines; or

(2) blade feathering at specific times of year; or

(3) an alternate plan agreed to between the Company, the Director, and the Ministry of Natural Resources.

L10. If any of the bird mortality thresholds described in Conditions L5(2), L5(3), or L5(4) are exceeded while monitoring is being implemented in accordance with Conditions L8, or if either of the bird mortality thresholds described in Conditions L5(5) or L5(6) are exceeded after mitigation is implemented in accordance with Condition L9, the Company shall contact the Director and the Ministry of Natural Resources and prepare and implement an appropriate response plan that shall include some or all of the following mitigation measures:

(1) increased reporting frequency to identify potential threshold exceedance;

(2) additional behavioural studies to determine factors affecting mortality rates;

(3) periodic shut-down of select turbines;

(4) blade feathering at specific times of year; or

(5) an alternate plan agreed to between the Company, the Director, and the Ministry of Natural Resources.

Reporting and Review of Results

L11. The Company shall report, in writing, the results of the post-construction disturbance monitoring described in Conditions L3, to the Director and the Ministry of Natural Resources for three (3) years on an annual basis and within three (3) months of the end of each calendar year in which the monitoring took place.

L12. The Company shall report, in writing, bird and bat mortality levels to the Director and the Ministry of Natural Resources for three (3) years on an annual basis and within three (3) months of the conclusion of the November mortality monitoring, with the exception of the following:

(1) if either of the bird mortality thresholds described in Conditions L5(5) or L5(6) are exceeded, the Company shall report the mortality event to the Director and the Ministry of Natural Resources within 48 hours of observation;

(2) for any and all mortality of species at risk (including a species listed on the Species at Risk in Ontario list as Extirpated, Endangered or Threatened under the provincial *Endangered Species Act,* 2007) that occurs, the Company shall report the mortality to the Ministry of Natural Resources within 24 hours of observation or the next business day;

(3) if the bat mortality threshold described in Condition L5(1) is exceeded, the Company shall report mortality levels to the Director and the Ministry of Natural Resources for the additional three (3) years of monitoring described in Condition L6, on an annual basis and within three (3) months of the conclusion of the October mortality monitoring for each year;

(4) if any of the bird mortality thresholds described in Conditions L5(2), L5(3), or L5(4) are exceeded for turbines located outside 120 m of bird significant wildlife habitat, the Company shall report mortality levels to the Director and the Ministry of Natural Resources for the additional two (2) years of cause and effects monitoring described in Condition L8, on an annual basis and within three (3) months of the conclusion of the November mortality monitoring for each year; and

(5) if the Company implements operational mitigation following cause and effects monitoring in accordance with Condition L8, the Company shall report mortality levels to the Director and the Ministry of Natural Resources for the three (3) years of subsequent effectiveness monitoring described in Condition L8, on an annual basis and within three (3) months of the conclusion of the November mortality monitoring for each year.

L13. The Company shall publish the following documents on the Company's website:

(1) any modifications to the Environmental Effects Monitoring Plan as described in Condition L2 within ten (10) days of submitting the final plan to the Director and the Ministry of Natural Resources;

(2) the results of the post-construction disturbance monitoring as described in Condition L11 within ten (10) days of submitting the final report(s) to the Director and the Ministry of Natural Resources; and

(3) annual bird and bat mortality monitoring as described in Condition L12 with the exception of subsection L12(2), within ten (10) days of submitting the final report(s) to the Director and the Ministry of Natural Resources.

Additional Post Construction Requirements

L14. As identified in the Environmental Effects Monitoring Plan, described in Condition L1, a compensation plan will be developed and implemented to establish an area of forest equal in area to the cleared area (0.5ha), with the total area to be confirmed through a post-construction site inspection conducted by the Company. Details of the compensation plan will be prepared in consultation with the Director and the Ministry of Natural Resources. The compensation plan shall be submitted to the Director and the Ministry of Natural Resources within the first year of operation of the project.

L15. As identified in the Environmental Effects Monitoring Plan, described in Condition L1, a restoration plan will be developed and implemented to revegetate the 5m buffer between an access road and WET-027. Details of the restoration plan, including two years of monitoring, will be prepared in consultation with the Director and the Ministry of Natural Resources. The restoration plan shall be submitted to the Director and the Ministry of Natural Resources prior to construction adjacent to WET-027.

M – ENVIRONMENT CANADA

M1. Prior to operating (turbine blade movement that is feathered in accordance with the manufacturer's specifications is allowed) any of the wind turbines at the Facility, the Company shall, in collaboration with Environment Canada, develop and, enter into the following:

(1) an Exceptional Weather Event Protocol that ensures that the Exeter Radar Station (Weather Radar) continues to provide accurate and reliable forecasts and weather warnings for high risk weather events;

(2) a Follow-up Plan; and

(3) an Adaptive Management Strategy.

M2. Prior to operating (turbine blade movement that is feathered in accordance with the manufacturer's specifications is allowed) any of the wind turbines at the Facility, the Company shall enter into an Agreement Regarding the Implementation of the Follow-up Plan, the Adaptive Management Strategy and the Exceptional Weather Event Protocol (Agreement) with Environment Canada that will set out the details of the commitments and timelines required for the Exceptional Weather Event Protocol, Follow-up Plan, and Adaptive Management Strategy. The Agreement shall include specifics of the financial assurance to be provided by the Company to ensure the implementation of the agreement.

M3. The day the first wind turbine is operating (turbine blade movement that is feathered in accordance with the manufacturer's specifications is allowed) at the Facility, the Company shall begin implementing its obligations under the Exceptional Weather Event Protocol and Follow-up Plan described in Condition M1.

M4. As part of the Follow-Up Plan, the Company shall, in collaboration with Environment Canada:

(1) develop the measureable objectives and decision making criteria for defining the success of the plan;

(2) provide for the development, and subsequently the implementation, of the data interpolation mitigation measure agreed to by the Company and Environment Canada;

(3) verify the accuracy of the predicted adverse impacts to the Weather Radar resulting from the commercial operation of the Facility;

(4) assess the effectiveness of the data interpolation measure(s) to mitigate the predicted adverse impacts during the commercial operation of the Facility; and

(5) monitor the effectiveness of the Weather Radar in order to determine whether any additional mitigation measures are necessary.

M5. During the implementation of the Follow-Up Plan, should it be determined based on the Follow-Up Plan that the data interpolation mitigation measure(s) do not adequately mitigate the adverse impacts of the Facility so that the Weather Radar can continue to provide accurate and reliable forecasts and weather warnings in accordance with Environment Canada's mandate, the Company shall, in collaboration with Environment Canada, implement the Adaptive Management Strategy, which shall include the following:

(1) the design and implementation of additional mitigation measures that are reasonably necessary to mitigate any identified adverse impacts to the Weather Radar; and

(2) the monitoring and assessment of the effectiveness of these additional mitigation measures.

N – ABORIGINAL CONSULTATION

N1. During the construction, installation, operation, use and retiring of the Facility, the Company shall:

(1) create and maintain written records of any communications with Aboriginal communities; and

(2) make the written records available for review by the Ministry upon request.

N2. The Company shall provide the following to interested Aboriginal communities:

(1) updated project information, including the results of monitoring activities undertaken and copies of additional archaeological assessment reports that may be prepared; and;

(2) updates on key steps in the construction, installation, operation, use and retirement phases of the Facility, including notice of the commencement of construction activities at the project location.

N3. If an Aboriginal community requests a meeting to obtain information relating to the construction, installation, operation, use and retiring of the Facility, the Company shall make reasonable efforts to arrange and participate in such a meeting.

N4. If any archaeological resources of Aboriginal origin are found during the construction of the Facility, the Company shall:

(1) notify any Aboriginal community considered likely to be interested or which has expressed an interest in such finds; and,

(2) if a meeting is requested by an Aboriginal community to discuss the archaeological find(s), make reasonable efforts to arrange and participate in such a meeting.

O – ARCHAEOLOGICAL RESOURCES

O1. The Company shall implement all of the recommendations, if any, for further archaeological fieldwork and for the protection of archaeological sites found in the consultant archaeologist's report included in the Application, and which the Company submitted to the Ministry of Tourism, Culture and Sport in order to comply with O. Reg. 359/09.

O2. Should any previously undocumented archaeological resources be discovered, the Company shall:

(1) cease all alteration of the area in which the resources were discovered immediately;

(2) engage a consultant archaeologist to carry out the archaeological fieldwork necessary to further assess the area and to either protect and avoid or excavate any sites in the area in accordance with the *Ontario Heritage Act* , the regulations under that act and the Ministry of Tourism, Culture and Sport's *Standards and Guidelines for Consultant Archaeologists* ; and

(3) notify the Director as soon as reasonably possible.

P – COMMUNITY LIAISON COMMITTEE

P1. Within three (3) months of receiving this Approval, the Company shall make reasonable efforts to establish a Community Liaison Committee. The Community Liaison Committee shall be a forum to exchange ideas and share concerns with interested residents and members of the public. The Community Liaison Committee shall be established by:

(1) publishing a notice in a newspaper with general circulation in each local municipality in which the project location is situated; and

(2) posting a notice on the Company's publicly accessible website, if the Company has a website;

to notify members of the public about the proposal for a Community Liaison Committee and invite residents living within a one (1) kilometre radius of the Facility that may have an interest in the Facility to participate on the Community Liaison Committee.

P2. The Company may invite other members of stakeholders to participate in the Community Liaison Committee, including, but not limited to, local municipalities, local conservation authorities, Aboriginal communities, federal or provincial agencies, and local community groups.

P3. The Community Liaison Committee shall consist of at least one Company representative who shall attend all meetings.

P4. The purpose of the Community Liaison Committee shall be to:

(1) act as a liaison facilitating two way communications between the Company and members of the public with respect to issues relating to the construction, installation, use, operation, maintenance and retirement of the Facility;

(2) provide a forum for the Company to provide regular updates on, and to discuss issues or concerns relating to, the construction, installation, use, operation, maintenance and retirement of the Facility with members of the public; and

(3) ensure that any issues or concerns resulting from the construction, installation, use, operation, maintenance and retirement of the Facility are discussed and communicated to the Company.

P5. The Community Liaison Committee shall be deemed to be established on the day the Director is provided with written notice from the Company that representative Community Liaison Committee members have been chosen and a date for a first Community Liaison Committee meeting has been set.

P6. If a Community Liaison Committee has not been established within three (3) months of receiving this Approval, the Company shall provide a written explanation to the Director as to why this has not occurred.

P7. The Company shall ensure that the Community Liaison Committee operates for a minimum period of two (2) years from the day it is established. During this two (2) year period, the Company shall ensure that the Community Liaison Committee meets a minimum of two (2) times per year. At the end of this two (2) year period, the Company shall contact the Director to discuss the continued operation of the Community Liaison Committee.

P8. The Company shall ensure that all Community Liaison Committee meetings are open to the general public.

P9. The Company shall provide administrative support for the Community Liaison Committee including, at a minimum:

(1) providing a meeting space for Community Liaison Committee meetings;

(2) providing access to resources, such as a photocopier, stationery, and office supplies, so that the Community Liaison Committee can:

a) prepare and distribute meeting notices;

b) record and distribute minutes of each meeting; and

c) prepare reports about the Community Liaison Committee's activities.

P10. The Company shall submit any reports of the Community Liaison Committee to the Director and post it on the Company's publicly accessible website, if the Company has a website.

Q – OPERATION AND MAINTENANCE

Q1. Prior to the commencement of the operation of the Facility, the Company shall prepare a written manual for use by Company staff outlining the operating procedures and a maintenance program for the Equipment that includes as a minimum the following:

(1) routine operating and maintenance procedures in accordance with good engineering practices and as recommended by the Equipment suppliers;

(2) emergency procedures;

(3) procedures for any record keeping activities relating to operation and maintenance of the Equipment; and

(4) all appropriate measures to minimize noise emissions from the Equipment.

Q2. The Company shall;

(1) update, as required, the manual described in Condition Q1; and
(2) make the manual described in Condition Q1 available for review by the Ministry upon request.

Q3. The Company shall ensure that the Facility is operated and maintained in accordance with the Approval and the manual described in Condition Q1.

R – RECORD CREATION AND RETENTION

R1. The Company shall create written records consisting of the following:

(1) an operations log summarizing the operation and maintenance activities of the Facility;

(2) within the operations log, a summary of routine and Ministry inspections of the Facility; and

(3) a record of any complaint alleging an Adverse Effect caused by the construction, installation, use, operation, maintenance or retirement of the Facility.

R2. A record described under Condition R1 (3) shall include:

(1) a description of the complaint that includes as a minimum the following:

a) the date and time the complaint was made;

b) the name, address and contact information of the person who submitted the complaint;

(2) a description of each incident to which the complaint relates that includes as a minimum the following:

a) the date and time of each incident;

b) the duration of each incident;

c) the wind speed and wind direction at the time of each incident;

d) the ID of the Equipment involved in each incident and its output at the time of each incident;

e) the location of the person who submitted the complaint at the time of each incident; and

(3) a description of the measures taken to address the cause of each incident to which the complaint relates and to prevent a similar occurrence in the future.

R3. The Company shall retain, for a minimum of five (5) years from the date of their creation, all records described in Condition R1, and make these records available for review by the Ministry upon request.

S – NOTIFICATION OF COMPLAINTS

S1. The Company shall notify the District Manager of each complaint within two (2) business days of the receipt of the complaint.

S2. The Company shall provide the District Manager with the written records created under Condition R2 within eight (8) business days of the receipt of the complaint.

T – CHANGE OF OWNERSHIP

T1. The Company shall notify the Director in writing, and forward a copy of the notification to the District Manager, within thirty (30) days of the occurrence of any of the following changes:

(1) the ownership of the Facility;

(2) the operator of the Facility;

(3) the address of the Company;

(4) the partners, where the Company is or at any time becomes a partnership and a copy of the most recent declaration filed under the *Business Names Act* , R.S.O. 1990, c.B.17, as amended, shall be included in the notification; and

(5) the name of the corporation where the Company is or at any time becomes a corporation, other than a municipal corporation, and a copy of the most current information filed under the *Corporations Information Act* , R.S.O. 1990, c. C.39, as amended, shall be included in the notification.

SCHEDULE A

Facility Description

The Facility shall consist of the construction, installation, operation, use and retiring of the following:

Jericho wind farm:

(a) a total of ninety two (92) out of ninety nine (99) wind turbine generators GE1.6-100 LNTE each rated at a maximum of 1.62 megawatts (MW) generating output capacity with a maximum total name plate capacity of 150 megawatts (MW), designated as source ID Nos. J_WTG1 through J_WTG112, each with a hub height of eighty (80) metres above grade, and sited at the locations shown in Schedule B, in accordance with Condition C1(2)(b); and

(b) associated ancillary equipment, systems and technologies including one (1) 150 mega-volt-ampere (MVA) transformer substation, on-site access roads, underground cabling and overhead distribution lines,

Parkhill interconnect:

(c) associated ancillary equipment, systems and technologies including two (2) 225 mega-volt-ampere (MVA) transformer substation, on-site access roads, underground cabling and overhead distribution lines,

all in accordance with the Application.

The location of any construction disturbance areas associated with the Facility, access roads, entrances to the site, underground or overhead distribution or transmission lines, and other project components, with the exception of turbines and substations, may be altered or moved by up to 20 meters from the locations specified in the Project Description Report, provided the appropriate Ministries have been consulted, including the Ministry of Natural Resources and the Ministry of Tourism, Culture and Sport and the Renewable Energy Approvals Director of the Ministry of the Environment is satisfied with the proposed adjustments.

SCHEDULE B
Coordinates of the Equipment and Noise Specifications

Coordinates of the Equipment below in UTM, Z17-NAD83 projection

Table B1: Coordinates and Maximum Sound Power Levels of Wind Turbine Generators

Source ID	Maximum sound power level (dBA)	Easting (m)	Northing (m)	Source description
J_WTG1	103.0	422,934	4,782,626	Wind Turbine GE1.6-100 LNTE, 80 m hub height
J_WTG2	103.0	425,395	4,782,628	Wind Turbine GE1.6-100 LNTE, 80 m hub height
J_WTG3	103.0	425,072	4,782,306	Wind Turbine GE1.6-100 LNTE, 80 m hub height
J_WTG4	103.0	426,390	4,782,888	Wind Turbine GE1.6-100 LNTE, 80 m hub height
J_WTG6	103.0	427,880	4,782,909	Wind Turbine GE1.6-100 LNTE, 80 m hub height
J_WTG7	103.0	429,900	4,783,065	Wind Turbine GE1.6-100 LNTE, 80 m hub height
J_WTG8	103.0	431,218	4,782,647	Wind Turbine GE1.6-100 LNTE, 80 m hub height
J_WTG9	103.0	432,948	4,782,666	Wind Turbine GE1.6-100 LNTE, 80 m hub height
J_WTG10	103.0	432,980	4,782,332	Wind Turbine GE1.6-100 LNTE, 80 m hub height
J_WTG11	103.0	423,300	4,781,540	Wind Turbine GE1.6-100 LNTE, 80 m hub height
J_WTG12	103.0	423,455	4,781,110	Wind Turbine GE1.6-100 LNTE, 80 m hub height
J_WTG13	103.0	425,096	4,781,354	Wind Turbine GE1.6-100 LNTE, 80 m hub height
J_WTG14	103.0	425,407	4,780,588	Wind Turbine GE1.6-100 LNTE, 80 m hub height
J_WTG15	103.0	425,432	4,779,689	Wind Turbine GE1.6-100 LNTE, 80 m hub height
J_WTG16	103.0	425,427	4,779,324	Wind Turbine GE1.6-100 LNTE, 80 m hub height
J_WTG17	103.0	425,438	4,779,000	Wind Turbine GE1.6-100 LNTE, 80 m hub height
J_WTG18	103.0	424,671	4,777,622	Wind Turbine GE1.6-100 LNTE, 80 m hub height
J_WTG19	103.0	426,927	4,781,538	Wind Turbine GE1.6-100 LNTE, 80 m hub height
J_WTG20	103.0	427,625	4,781,512	Wind Turbine GE1.6-100 LNTE, 80 m hub height
J_WTG21	103.0	426,904	4,779,457	Wind Turbine GE1.6-100 LNTE, 80 m hub height
J_WTG22	103.0	427,490	4,779,351	Wind Turbine GE1.6-100 LNTE, 80 m hub height
J_WTG23	103.0	426,912	4,779,123	Wind Turbine GE1.6-100 LNTE, 80 m hub height
J_WTG24	103.0	427,496	4,778,951	Wind Turbine GE1.6-100 LNTE, 80 m hub height
J_WTG25	103.0	426,702	4,778,723	Wind Turbine GE1.6-100 LNTE, 80 m hub height
J_WTG26	103.0	426,793	4,777,497	Wind Turbine GE1.6-100 LNTE, 80 m hub height
J_WTG27	103.0	429,702	4,781,114	Wind Turbine GE1.6-100 LNTE, 80 m hub height
J_WTG28	103.0	428,834	4,780,429	Wind Turbine GE1.6-100 LNTE, 80 m hub height

Table B1: Coordinates and Maximum Sound Power Levels of Wind Turbine Generators (continued)

Source ID	Maximum sound power level (dBA)	Easting (m)	Northing (m)	Source description
J_WTG29	103.0	429,082	4,779,472	Wind Turbine GE1.6-100 LNTE, 80 m hub height
J_WTG30	103.0	428,966	4,779,176	Wind Turbine GE1.6-100 LNTE, 80 m hub height
J_WTG32	103.0	432,946	4,780,524	Wind Turbine GE1.6-100 LNTE, 80 m hub height
J_WTG33	103.0	433,468	4,780,620	Wind Turbine GE1.6-100 LNTE, 80 m hub height
J_WTG34	103.0	433,305	4,778,809	Wind Turbine GE1.6-100 LNTE, 80 m hub height
J_WTG35	103.0	423,023	4,774,153	Wind Turbine GE1.6-100 LNTE, 80 m hub height
J_WTG36	103.0	423,163	4,773,804	Wind Turbine GE1.6-100 LNTE, 80 m hub height
J_WTG37	103.0	422,709	4,773,370	Wind Turbine GE1.6-100 LNTE, 80 m hub height
J_WTG38	103.0	422,315	4,772,336	Wind Turbine GE1.6-100 LNTE, 80 m hub height
J_WTG39	103.0	424,752	4,775,510	Wind Turbine GE1.6-100 LNTE, 80 m hub height
J_WTG40	103.0	424,739	4,774,511	Wind Turbine GE1.6-100 LNTE, 80 m hub height
J_WTG41	103.0	425,265	4,774,348	Wind Turbine GE1.6-100 LNTE, 80 m hub height
J_WTG42	103.0	425,195	4,773,894	Wind Turbine GE1.6-100 LNTE, 80 m hub height
J_WTG43	103.0	424,568	4,773,358	Wind Turbine GE1.6-100 LNTE, 80 m hub height
J_WTG44	103.0	425,250	4,771,778	Wind Turbine GE1.6-100 LNTE, 80 m hub height
J_WTG45	103.0	427,315	4,775,969	Wind Turbine GE1.6-100 LNTE, 80 m hub height
J_WTG46	103.0	427,344	4,775,093	Wind Turbine GE1.6-100 LNTE, 80 m hub height
J_WTG47	103.0	427,230	4,774,277	Wind Turbine GE1.6-100 LNTE, 80 m hub height
J_WTG48	103.0	426,991	4,773,869	Wind Turbine GE1.6-100 LNTE, 80 m hub height
J_WTG49	103.0	426,878	4,773,491	Wind Turbine GE1.6-100 LNTE, 80 m hub height
J_WTG50	103.0	426,937	4,773,188	Wind Turbine GE1.6-100 LNTE, 80 m hub height
J_WTG51	103.0	426,974	4,772,870	Wind Turbine GE1.6-100 LNTE, 80 m hub height
J_WTG52	103.0	426,800	4,772,226	Wind Turbine GE1.6-100 LNTE, 80 m hub height
J_WTG53	103.0	426,701	4,771,707	Wind Turbine GE1.6-100 LNTE, 80 m hub height
J_WTG54	103.0	427,078	4,771,459	Wind Turbine GE1.6-100 LNTE, 80 m hub height
J_WTG56	103.0	429,249	4,775,281	Wind Turbine GE1.6-100 LNTE, 80 m hub height
J_WTG57	103.0	429,070	4,774,660	Wind Turbine GE1.6-100 LNTE, 80 m hub height
J_WTG58	103.0	428,800	4,774,175	Wind Turbine GE1.6-100 LNTE, 80 m hub height
J_WTG59	103.0	429,218	4,773,628	Wind Turbine GE1.6-100 LNTE, 80 m hub height
J_WTG60	103.0	428,729	4,772,001	Wind Turbine GE1.6-100 LNTE, 80 m hub height

Table B1: Coordinates and Maximum Sound Power Levels of Wind Turbine Generators (continued)

Source ID	Maximum sound power level (dBA)	Easting (m)	Northing (m)	Source description
J_WTG61	103.0	428,870	4,771,602	Wind Turbine GE1.6-100 LNTE, 80 m hub height
J_WTG62	103.0	428,396	4,771,388	Wind Turbine GE1.6-100 LNTE, 80 m hub height
J_WTG63	103.0	429,171	4,771,190	Wind Turbine GE1.6-100 LNTE, 80 m hub height
J_WTG64	103.0	429,434	4,770,999	Wind Turbine GE1.6-100 LNTE, 80 m hub height
J_WTG65	103.0	431,622	4,776,681	Wind Turbine GE1.6-100 LNTE, 80 m hub height
J_WTG66	103.0	430,977	4,775,907	Wind Turbine GE1.6-100 LNTE, 80 m hub height
J_WTG67	103.0	431,368	4,775,755	Wind Turbine GE1.6-100 LNTE, 80 m hub height
J_WTG68	103.0	430,927	4,775,519	Wind Turbine GE1.6-100 LNTE, 80 m hub height
J_WTG69	103.0	431,033	4,775,239	Wind Turbine GE1.6-100 LNTE, 80 m hub height
J_WTG70	103.0	431,153	4,774,338	Wind Turbine GE1.6-100 LNTE, 80 m hub height
J_WTG71	103.0	431,413	4,773,975	Wind Turbine GE1.6-100 LNTE, 80 m hub height
J_WTG72	103.0	431,241	4,773,292	Wind Turbine GE1.6-100 LNTE, 80 m hub height
J_WTG73	103.0	431,190	4,771,673	Wind Turbine GE1.6-100 LNTE, 80 m hub height
J_WTG74	103.0	431,458	4,771,501	Wind Turbine GE1.6-100 LNTE, 80 m hub height
J_WTG75	103.0	430,375	4,770,394	Wind Turbine GE1.6-100 LNTE, 80 m hub height
J_WTG76	103.0	430,783	4,770,250	Wind Turbine GE1.6-100 LNTE, 80 m hub height
J_WTG78	103.0	433,148	4,776,918	Wind Turbine GE1.6-100 LNTE, 80 m hub height
J_WTG79	103.0	433,468	4,776,776	Wind Turbine GE1.6-100 LNTE, 80 m hub height
J_WTG80	103.0	433,011	4,775,171	Wind Turbine GE1.6-100 LNTE, 80 m hub height
J_WTG81	103.0	433,464	4,775,119	Wind Turbine GE1.6-100 LNTE, 80 m hub height
J_WTG82	103.0	433,893	4,775,152	Wind Turbine GE1.6-100 LNTE, 80 m hub height
J_WTG83	103.0	433,198	4,773,791	Wind Turbine GE1.6-100 LNTE, 80 m hub height
J_WTG84	103.0	433,120	4,773,447	Wind Turbine GE1.6-100 LNTE, 80 m hub height
J_WTG85	103.0	433,574	4,773,553	Wind Turbine GE1.6-100 LNTE, 80 m hub height
J_WTG86	103.0	432,842	4,771,321	Wind Turbine GE1.6-100 LNTE, 80 m hub height
J_WTG88	103.0	423,333	4,771,025	Wind Turbine GE1.6-100 LNTE, 80 m hub height
J_WTG89	103.0	423,570	4,770,500	Wind Turbine GE1.6-100 LNTE, 80 m hub height
J_WTG90	103.0	424,258	4,770,677	Wind Turbine GE1.6-100 LNTE, 80 m hub height

Table B1: Coordinates and Maximum Sound Power Levels of Wind Turbine Generators (continued)

Source ID	Maximum sound power level (dBA)	Easting (m)	Northing (m)	Source description
J_WTG91	103.0	425,041	4,770,310	Wind Turbine GE1.6-100 LNTE, 80 m hub height
J_WTG92	103.0	425,439	4,770,368	Wind Turbine GE1.6-100 LNTE, 80 m hub height
J_WTG94	103.0	430,779	4,768,868	Wind Turbine GE1.6-100 LNTE, 80 m hub height
J_WTG96	103.0	423,842	4,769,183	Wind Turbine GE1.6-100 LNTE, 80 m hub height
J_WTG97	103.0	423,840	4,768,848	Wind Turbine GE1.6-100 LNTE, 80 m hub height
J_WTG102	103.0	433,049	4,766,446	Wind Turbine GE1.6-100 LNTE, 80 m hub height
J_WTG103	103.0	433,371	4,766,165	Wind Turbine GE1.6-100 LNTE, 80 m hub height
J_WTG104	103.0	423,276	4,765,200	Wind Turbine GE1.6-100 LNTE, 80 m hub height
J_WTG105	103.0	421,483	4,763,567	Wind Turbine GE1.6-100 LNTE, 80 m hub height
J_WTG106	103.0	426,830	4,783,362	Wind Turbine GE1.6-100 LNTE, 80 m hub height
J_WTG107	103.0	433,424	4,776,577	Wind Turbine GE1.6-100 LNTE, 80 m hub height
J_WTG108	103.0	432,869	4,771,130	Wind Turbine GE1.6-100 LNTE, 80 m hub height
J_WTG109	103.0	429,142	4,769,404	Wind Turbine GE1.6-100 LNTE, 80 m hub height
J_WTG112	103.0	429,214	4,773,348	Wind Turbine GE1.6-100 LNTE, 80 m hub height
J_Trans	103.8	427,098	4,777,771	150 MVA Transformer Substation, see Table B2
Parkhill T1	105.8	452,735	4,774,658	225 MVA Parkhill Transformer, See Table B3
Parkhill T2	105.8	452,777	4,774,648	225 MVA Parkhill Transformer, See Table B3

Note: The Maximum Sound Power Level of Source ID " J_Trans", "Parkhill T1" and "Parkhill T2" include the applicable 5 dB tonal penalty described in the Noise Guidelines for Wind Farms.

Table B2: Maximum Sound Power Spectrum (dB) of 150 MVA Transformer Substation-including 5dB tonal penalty

150 MVA transformer	Octave Band Centre Frequency (Hz)							
	63	125	250	500	1000	2000	4000	8000
Sound Power Level (dBA)	106.4	108.4	103.4	103.4	97.4	92.4	87.4	80.4

Table B3: Maximum Sound Power Spectrum (dB) of 225 MVA Transformer Substation - Parkhill Interconnect including 5dB tonal penalty

Parkhill T1 Parkhill T2	Octave Band Centre Frequency (Hz)							
	63	125	250	500	1000	2000	4000	8000
Sound Power Level (dBA)	108.4	110.4	105.4	105.4	99.4	94.4	89.4	82.4

SCHEDULE C
Noise Control Measures

Acoustic Barriers

1- **Jericho wind farm:**

One (1) 42 metres long, 7 metres high, three sided acoustic barrier, positioned as per Figure 1 of the Acoustic Assessment Report. The acoustic barrier shall be continuous without holes, gaps and other penetrations, and having a surface mass density of at least 20 kilograms per square metres.

2- **Parkhill Interconnect Substation:**

Two (2) 28 metres long and 5.5 metres high acoustic barriers, positioned as per Figure entitled "Noise Map" of the Parkhill Noise Acoustic Assessment Report. The acoustic barriers shall be continuous without holes, gaps and other penetrations, and having a surface mass at least 20 kilograms per square metres.

The reasons for the imposition of these terms and conditions are as follows:

1. Conditions A1, A2 and A8 are included to ensure that the Facility is constructed, installed, used, operated, maintained and retired in the manner in which it was described for review and upon which Approval was granted. These conditions are also included to emphasize the precedence of conditions in the Approval and the practice that the Approval is based on the most current document, if several conflicting documents are submitted for review.

2. Conditions A3 and A4 are included to require the Company to provide information to the public and the local municipality.

3. Conditions A5 and A6 are included to ensure that final retirement of the Facility is completed in an aesthetically pleasing manner, in accordance with Ministry standards, and to ensure long-term protection of the health and safety of the public and the environment.

4. Condition A7 is included to require the Company to inform the Ministry of the commencement of activities related to the construction, installation and operation of the Facility.

5. Condition B is intended to limit the time period of the Approval.

6. Condition C1 is included to provide the minimum performance requirement considered necessary to prevent an Adverse Effect resulting from the operation of the Equipment and to ensure that the noise emissions from the Equipment will be in compliance with applicable limits set in the Noise Guidelines for Wind Farms.

7. Conditions A7, C2, C3 and D are included to ensure that the Equipment is constructed, installed, used, operated, maintained and retired in a way that meets the regulatory setback prohibitions set out in O. Reg. 359/09.

8. Conditions E and F are included to require the Company to gather accurate information so that the environmental noise impact and subsequent compliance with the Act, O. Reg. 359/09, the Noise Guidelines for Wind Farms and this Approval can be verified.

9. Conditions G, H, I, J, K and L are included to ensure that the Facility is constructed, installed, used, operated, maintained and retired in a way that does not result in an Adverse Effect or hazard to the natural environment or any persons.

10. Condition M is included to ensure that Environment Canada's Exeter Radar Station can continue to be used to provide accurate and reliable forecasts and weather warnings consistent with Environment Canada's mandate.

11. Condition N is included to protect archaeological resources that may be found at the project location.

12. Condition O is included to ensure continued communication between the Company and interested Aboriginal communities.

13. Condition P is included to ensure continued communication between the Company and the local residents.

14. Condition Q is included to emphasize that the Equipment must be maintained and operated according to a procedure that will result in compliance with the Act, O. Reg. 359/09 and this Approval.

15. Condition R is included to require the Company to keep records and provide information to the Ministry so that compliance with the Act, O. Reg. 359/09 and this Approval can be verified.

16. Condition S is included to ensure that any complaints regarding the construction, installation, use, operation, maintenance or retirement of the Facility are responded to in a timely and efficient manner.

17. Condition T is included to ensure that the Facility is operated under the corporate name which appears on the application form submitted for this Approval and to ensure that the Director is informed of any changes.

NOTICE REGARDING HEARINGS

In accordance with Section 139 of the Environmental Protection Act, within 15 days after the service of this notice, you may by further written notice served upon the Director, the Environmental Review Tribunal and the Environmental Commissioner, require a hearing by the Tribunal.

In accordance with Section 47 of the Environmental Bill of Rights, 1993, the Environmental Commissioner will place notice of your request for a hearing on the Environmental Registry.

Section 142 of the Environmental Protection Act provides that the notice requiring the hearing shall state:

1. The portions of the renewable energy approval or each term or condition in the renewable energy approval in respect of which the hearing is required, and;
2. The grounds on which you intend to rely at the hearing in relation to each portion appealed.

The signed and dated notice requiring the hearing should also include:

3. The name of the appellant;
4. The address of the appellant;
5. The renewable energy approval number;
6. The date of the renewable energy approval;
7. The name of the Director;
8. The municipality or municipalities within which the project is to be engaged in;

This notice must be served upon:

The Secretary* Environmental Review Tribunal 655 Bay Street, 15th Floor Toronto, Ontario M5G 1E5	AND	The Environmental Commissioner 1075 Bay Street, 6th Floor Suite 605 Toronto, Ontario M5S 2B1	AND	The Director Section 47.5, *Environmental Protection Act* Ministry of the Environment 2 St. Clair Avenue West, Floor 12A Toronto, Ontario M4V 1L5

*** Further information on the Environmental Review Tribunal's requirements for an appeal can be obtained directly from the Tribunal at: Tel: (416) 314-4600, Fax: (416) 314-4506 or www.ert.gov.on.ca**

Under Section 142.1 of the Environmental Protection Act, residents of Ontario may require a hearing by the Environmental Review Tribunal within 15 days after the day on which notice of this decision is published in the Environmental Registry. By accessing the Environmental Registry at www.ebr.gov.on.ca , you can determine when this period ends.

Approval for the above noted renewable energy project is issued to you under Section 47.5 of the Environmental Protection Act subject to the terms and conditions outlined above.

DATED AT TORONTO this 14th day of April, 2014

Vic Schroter, P.Eng.
Director
Section 47.5, *Environmental Protection Act*

NH/
c: District Manager, MOE Sarnia
Ben Greenhouse, Jericho Wind, Inc.

APPENDIX C

~ *Certificate of Calibration and Compliance* ~

Model: 378B02	Serial Number: 118346	
Microphone Model: 377B02	Serial Number: 150568	Manufacturer: PCB
Preamplifier Model: 426E01	Serial Number: 035586	Manufacturer: PCB

Calibration Environmental Conditions

Environmental test conditions as printed on microphone calibration chart.

Reference Equipment

Manufacturer	Model #	Serial #	PCB Control #	Cal Date	Due Date
National Instruments	PCIe-6351	1896F08	CA1918	10/29/15	10/28/16
Larson Davis	PRM915	150	CA2115	4/30/15	4/29/16
Larson Davis	PRM902	5310	CA2062	3/19/15	3/18/16
Larson Davis	PRM916	125	TA469	6/9/15	6/9/16
Larson Davis	CAL250	5569	CA2284	12/14/15	12/14/16
Larson Davis	2201	144	CA1409	3/12/15	3/11/16
Bruel & Kjaer	4192	2764626	CA1636	6/15/15	6/15/16
Larson Davis	GPRM902	5282	CA2063	5/20/15	5/20/16
Newport	iTHX-SD/N	1080002	CA1511	2/19/16	2/17/17
Larson Davis	PRA951-4	234	CA1154	9/15/15	9/15/16
Larson Davis	ADP005	0	0	not required	not required
0	0	0	0	not required	not required
0	0	0	0	not required	not required
0	0	0	0	not required	not required
0	0	0	0	not required	not required

Frequency sweep performed with B&K UA0033 electrostatic actuator.

RWDI

Condition of Unit

As Found: In Tolerance

As Left: In Tolerance

Notes

1. Calibration of reference equipment is traceable to one or more of the following National Labs; NIST, PTB or DFM.
2. This certificate shall not be reproduced, except in full, without written approval from PCB Piezotronics, Inc.
3. Calibration is performed in compliance with ISO 9001, ISO 10012-1, ANSI/NCSL Z540.3 and ISO 17025.
4. See Manufacturer's Specification Sheet for a detailed listing of performance specifications.
5. System Sensitivity is measured following procedure AT603-5.
6. Measurement uncertainty (95% confidence level with coverage factor of 2) for sensitivity is +/-0.20 dB.
7. Unit calibrated per ACS-63.

Technician: Leonard Lukasik Date: February 22, 2016 Due Date: February 22, 2017

ilac-MRA ACCREDITED

CALIBRATION CERT #1662.01

PCB PIEZOTRONICS VIBRATION DIVISION

3425 Walden Avenue, Depew, New York, 14043

TEL: 888-684-0013 FAX: 716-685-3886 www.pcb.com

ID:CAL112-353001402.226

~ Calibration Report ~

Model: 378B02 Serial Number: 118346
Microphone Model: 377B02 Serial Number: 150568 Description: 1/2" Free-Field Microphone and Preamplifier
Preamplifier Model: 426E01 Serial Number: 035586

Calibration Data

System Sensitivity @ 251.2 Hz: 56.56 mV/Pa
-24.95 dB re 1V/Pa

Polarization Voltage, External: 0 V

Temperature: 69 °F (20°C) Ambient Pressure: 997 mbar Relative Humidity: 31 %

Frequency Response (0 dB @ 251.2 Hz)

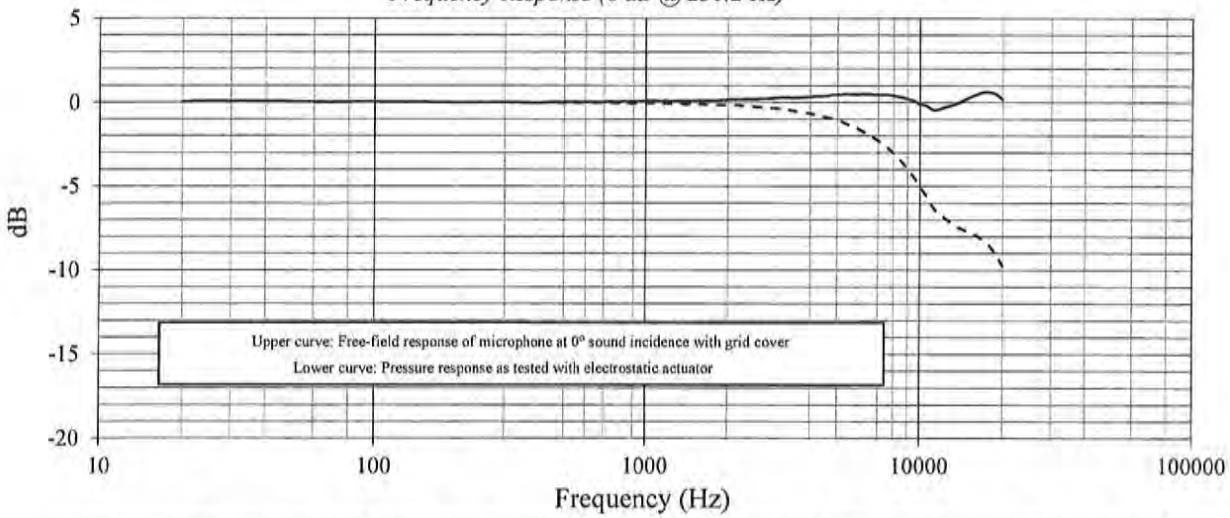

Freq (Hz)	Lower (dB)	Upper (dB)	Freq (Hz)	Lower (dB)	Upper (dB)	Freq (Hz)	Lower (dB)	Upper (dB)	Freq (Hz)	Lower (dB)	Upper (dB)
20.0	0.03	0.03	1679	-0.13	0.10	7499	-2.63	0.44	-	-	-
25.1	0.08	0.08	1778	-0.15	0.10	7943	-2.98	0.41	-	-	-
31.6	0.07	0.07	1884	-0.15	0.14	8414	-3.40	0.33	-	-	-
39.8	0.07	0.07	1995	-0.15	0.16	8913	-3.88	0.23	-	-	-
50.1	0.05	0.05	2114	-0.16	0.18	9441	-4.42	0.10	-	-	-
63.1	0.03	0.03	2239	-0.18	0.19	10000	-5.04	-0.09	-	-	-
79.4	0.03	0.03	2371	-0.21	0.20	10593	-5.62	-0.22	-	-	-
100.0	0.04	0.04	2512	-0.26	0.20	11220	-6.31	-0.45	-	-	-
125.9	0.02	0.02	2661	-0.30	0.21	11885	-6.69	-0.37	-	-	-
158.5	0.01	0.01	2818	-0.33	0.23	12589	-7.00	-0.23	-	-	-
199.5	0.01	0.01	2985	-0.35	0.27	13335	-7.30	-0.11	-	-	-
251.2	0.00	0.00	3162	-0.38	0.30	14125	-7.54	0.05	-	-	-
316.2	0.00	0.01	3350	-0.46	0.28	14962	-7.71	0.26	-	-	-
398.1	-0.02	-0.02	3548	-0.54	0.29	15849	-7.91	0.44	-	-	-
501.2	-0.01	0.03	3758	-0.60	0.30	16788	-8.14	0.58	-	-	-
631.0	-0.02	0.02	3981	-0.66	0.34	17783	-8.50	0.61	-	-	-
794.3	-0.04	0.05	4217	-0.75	0.36	18837	-9.00	0.51	-	-	-
1000.0	-0.04	0.08	4467	-0.86	0.37	19953	-9.77	0.16	-	-	-
1059.3	-0.04	0.09	4732	-0.95	0.43	-	-	-	-	-	-
1122.0	-0.07	0.07	5012	-1.07	0.46	-	-	-	-	-	-
1188.5	-0.08	0.08	5309	-1.23	0.47	-	-	-	-	-	-
1258.9	-0.09	0.07	5623	-1.40	0.48	-	-	-	-	-	-
1333.5	-0.09	0.09	5957	-1.58	0.49	-	-	-	-	-	-
1412.5	-0.11	0.08	6310	-1.81	0.48	-	-	-	-	-	-
1496.2	-0.12	0.08	6683	-2.06	0.46	-	-	-	-	-	-
1584.9	-0.11	0.10	7080	-2.32	0.46	-	-	-	-	-	-

Technician: Leonard Lukasik Date: February 22, 2016 Due Date: February 22, 2017

ilac-MRA ACCREDITED
CALIBRATION CERT #1062.01

PCB PIEZOTRONICS
VIBRATION DIVISION

3425 Walden Avenue, Depew, New York, 14043
TEL: 888-684-0013 FAX: 716-685-3886 www.pcb.com

ID:CAL112-3539011402.228

~ *Certificate of Calibration and Compliance* ~

Model: 378B02	Serial Number: 118364	
Microphone Model: 377B02	Serial Number: 147939	Manufacturer: PCB
Preamplifier Model: 426E01	Serial Number: 035617	Manufacturer: PCB

Calibration Environmental Conditions

Environmental test conditions as printed on microphone calibration chart.

Reference Equipment

Manufacturer	Model #	Serial #	PCB Control #	Cal Date	Due Date
National Instruments	PCIe-6351	1896F08	CA1918	10/29/15	10/28/16
Larson Davis	PRM915	150	CA2115	4/30/15	4/29/16
Larson Davis	PRM902	5310	CA2062	3/19/15	3/18/16
Larson Davis	PRM916	125	TA469	6/9/15	6/9/16
Larson Davis	CAL250	5569	CA2284	12/14/15	12/14/16
Larson Davis	2201	144	CA1409	3/12/15	3/11/16
Bruel & Kjaer	4192	2764626	CA1636	6/15/15	6/15/16
Larson Davis	GPRM902	5282	CA2063	5/20/15	5/20/16
Newport	iTHX-SD/N	1080002	CA1511	2/19/16	2/17/17
Larson Davis	PRA951-4	234	CA1154	9/15/15	9/15/16
Larson Davis	ADP005	0	0	not required	not required
0	0	0	0	not required	not required
0	0	0	0	not required	not required
0	0	0	0	not required	not required
0	0	0	0	not required	not required

Frequency sweep performed with B&K UA0033 electrostatic actuator.

RWDI

Condition of Unit

As Found: In Tolerance

As Left: In Tolerance

Notes

1. Calibration of reference equipment is traceable to one or more of the following National Labs; NIST, PTB or DFM.
2. This certificate shall not be reproduced, except in full, without written approval from PCB Piezotronics, Inc.
3. Calibration is performed in compliance with ISO 9001, ISO 10012-1, ANSI/NCSL Z540.3 and ISO 17025.
4. See Manufacturer's Specification Sheet for a detailed listing of performance specifications.
5. System Sensitivity is measured following procedure AT603-5.
6. Measurement uncertainty (95% confidence level with coverage factor of 2) for sensitivity is +/-0.20 dB.
7. Unit calibrated per ACS-63.

Technician: Leonard Lukasik LL Date: February 22, 2016 Due Date: February 22, 2017

ilac-MRA ACCREDITED

CALIBRATION CERT #1082.01

PCB PIEZOTRONICS
VIBRATION DIVISION

3425 Walden Avenue, Depew, New York, 14043

TEL: 888-684-0013 FAX: 716-685-3886 www.pcb.com

ID:CAL112-353901193242.4

~ Calibration Report ~

Model: 378B02 Serial Number: 118364
Microphone Model: 377B02 Serial Number: 147939
Preamplifier Model: 426E01 Serial Number: 035617

Description: 1/2" Free-Field Microphone and Preamplifier

Calibration Data

System Sensitivity @ 251.2 Hz: 46.55 mV/Pa
-26.64 dB re 1V/Pa

Polarization Voltage, External: 0 V

Temperature: 69 °F (20°C) Ambient Pressure: 997 mbar Relative Humidity: 31 %

Frequency Response (0 dB @ 251.2 Hz)

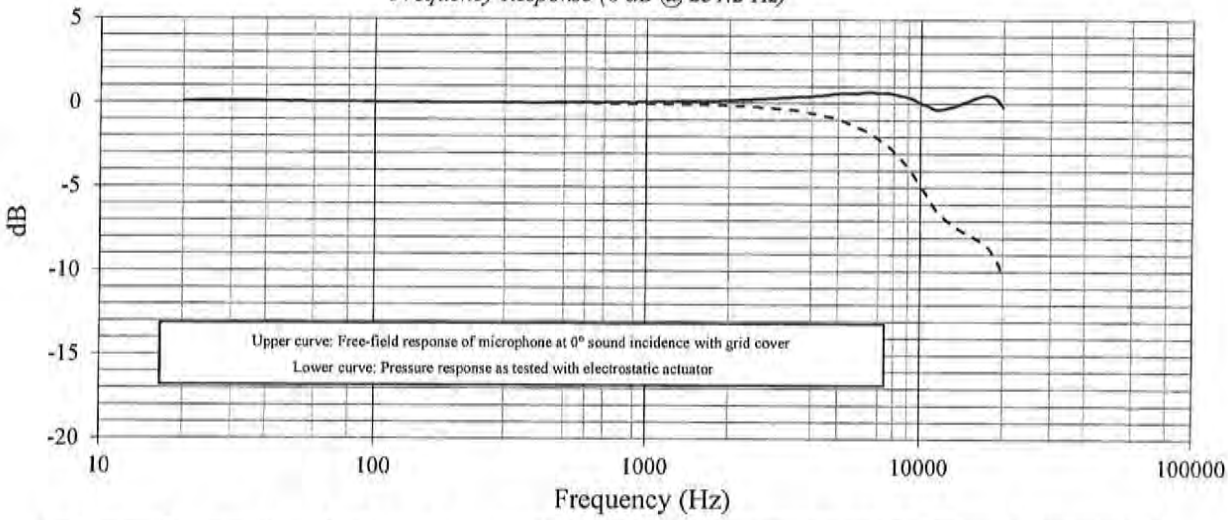

Freq (Hz)	Lower (dB)	Upper (dB)	Freq (Hz)	Lower (dB)	Upper (dB)	Freq (Hz)	Lower (dB)	Upper (dB)	Freq (Hz)	Lower (dB)	Upper (dB)
20.0	0.05	0.05	1679	-0.12	0.12	7499	-2.46	0.61	-	-	-
25.1	0.08	0.08	1778	-0.13	0.12	7943	-2.82	0.57	-	-	-
31.6	0.08	0.08	1884	-0.13	0.15	8414	-3.26	0.47	-	-	-
39.8	0.07	0.07	1995	-0.15	0.16	8913	-3.72	0.39	-	-	-
50.1	0.06	0.06	2114	-0.17	0.17	9441	-4.28	0.24	-	-	-
63.1	0.05	0.05	2239	-0.17	0.20	10000	-4.92	0.03	-	-	-
79.4	0.04	0.04	2371	-0.21	0.20	10593	-5.53	-0.13	-	-	-
100.0	0.03	0.03	2512	-0.22	0.24	11220	-6.20	-0.34	-	-	-
125.9	0.02	0.02	2661	-0.26	0.25	11885	-6.66	-0.34	-	-	-
158.5	0.01	0.01	2818	-0.27	0.29	12589	-7.01	-0.24	-	-	-
199.5	0.01	0.01	2985	-0.32	0.30	13335	-7.34	-0.15	-	-	-
251.2	0.00	0.00	3162	-0.34	0.34	14125	-7.57	0.02	-	-	-
316.2	0.00	0.01	3350	-0.39	0.35	14962	-7.80	0.17	-	-	-
398.1	-0.02	-0.02	3548	-0.42	0.40	15849	-8.01	0.34	-	-	-
501.2	-0.02	0.03	3758	-0.51	0.39	16788	-8.26	0.46	-	-	-
631.0	-0.02	0.02	3981	-0.59	0.41	17783	-8.63	0.48	-	-	-
794.3	-0.05	0.04	4217	-0.65	0.46	18837	-9.20	0.31	-	-	-
1000.0	-0.06	0.06	4467	-0.76	0.47	19953	-10.13	-0.20	-	-	-
1059.3	-0.05	0.08	4732	-0.83	0.54	-	-	-	-	-	-
1122.0	-0.05	0.09	5012	-0.95	0.58	-	-	-	-	-	-
1188.5	-0.07	0.08	5309	-1.11	0.59	-	-	-	-	-	-
1258.9	-0.08	0.08	5623	-1.28	0.60	-	-	-	-	-	-
1333.5	-0.07	0.11	5957	-1.47	0.60	-	-	-	-	-	-
1412.5	-0.08	0.11	6310	-1.63	0.66	-	-	-	-	-	-
1496.2	-0.09	0.11	6683	-1.87	0.65	-	-	-	-	-	-
1584.9	-0.09	0.12	7080	-2.17	0.61	-	-	-	-	-	-

Technician: Leonard Lukasik Date: February 22, 2016 Due Date: February 22, 2017

ilac-MRA ACCREDITED
CALIBRATION CERT #1862.01

PCB PIEZOTRONICS
VIBRATION DIVISION

3425 Walden Avenue, Depew, New York, 14043
TEL: 888-684-0013 FAX: 716-685-3886 www.pcb.com

ID:CAL112-3539011932.424

~ *Certificate of Calibration and Compliance* ~

Model: 378B02	Serial Number: 118365	
Microphone Model: 377B02	Serial Number: 148739	Manufacturer: PCB
Preamplifier Model: 426E01	Serial Number: 035614	Manufacturer: PCB

Calibration Environmental Conditions

Environmental test conditions as printed on microphone calibration chart.

Reference Equipment

Manufacturer	Model #	Serial #	PCB Control #	Cal Date	Due Date
National Instruments	PCIe-6351	1896F08	CA1918	10/29/15	10/28/16
Larson Davis	PRM915	150	CA2115	4/30/15	4/29/16
Larson Davis	PRM902	5310	CA2062	3/19/15	3/18/16
Larson Davis	PRM916	125	TA469	6/9/15	6/9/16
Larson Davis	CAL250	5569	CA2284	12/14/15	12/14/16
Larson Davis	2201	144	CA1409	3/12/15	3/11/16
Bruel & Kjaer	4192	2764626	CA1636	6/15/15	6/15/16
Larson Davis	GPRM902	5282	CA2063	5/20/15	5/20/16
Newport	iTHX-SD/N	1080002	CA1511	2/19/16	2/17/17
Larson Davis	PRA951-4	234	CA1154	9/15/15	9/15/16
Larson Davis	ADP005	0	0	not required	not required
0	0	0	0	not required	not required
0	0	0	0	not required	not required
0	0	0	0	not required	not required
0	0	0	0	not required	not required

Frequency sweep performed with B&K UA0033 electrostatic actuator.

RWDI

Condition of Unit

As Found: In Tolerance

As Left: In Tolerance

Notes

1. Calibration of reference equipment is traceable to one or more of the following National Labs; NIST, PTB or DFM.
2. This certificate shall not be reproduced, except in full, without written approval from PCB Piezotronics, Inc.
3. Calibration is performed in compliance with ISO 9001, ISO 10012-1, ANSI/NCSL Z540.3 and ISO 17025.
4. See Manufacturer's Specification Sheet for a detailed listing of performance specifications.
5. System Sensitivity is measured following procedure AT603-5.
6. Measurement uncertainty (95% confidence level with coverage factor of 2) for sensitivity is +/-0.20 dB.
7. Unit calibrated per ACS-63.

Technician: Leonard Lukasik Date: February 22, 2016 Due Date: February 22, 2017

ilac-MRA ACCREDITED

CALIBRATION CERT #1662.01

PCB PIEZOTRONICS INC
VIBRATION DIVISION

3425 Walden Avenue, Depew, New York, 14043

TEL: 888-684-0013 FAX: 716-685-3886 www.pcb.com

ID:CAL-112-353001250 1.308

~ Calibration Report ~

Model: 378B02 — Serial Number: 118365
Microphone Model: 377B02 — Serial Number: 148739
Preamplifier Model: 426E01 — Serial Number: 035614

Description: 1/2" Free-Field Microphone and Preamplifier

Calibration Data

System Sensitivity @ 251.2 Hz: 47.88 mV/Pa
-26.4 dB re 1V/Pa

Polarization Voltage, External: 0 V

Temperature: 70 °F (21°C) Ambient Pressure: 997 mbar Relative Humidity: 30 %

Frequency Response (0 dB @ 251.2 Hz)

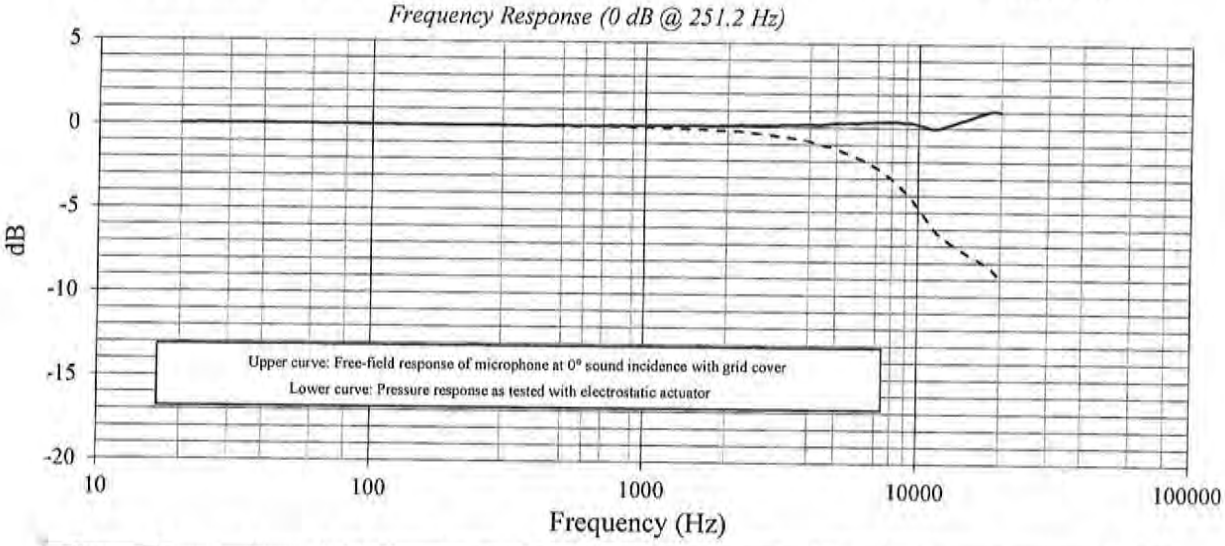

Freq (Hz)	Lower (dB)	Upper (dB)	Freq (Hz)	Lower (dB)	Upper (dB)	Freq (Hz)	Lower (dB)	Upper (dB)	Freq (Hz)	Lower (dB)	Upper (dB)
20.0	0.02	0.02	1679	-0.17	0.06	7499	-2.70	0.37	-	-	-
25.1	0.05	0.05	1778	-0.19	0.06	7943	-3.00	0.39	-	-	-
31.6	0.05	0.05	1884	-0.20	0.08	8414	-3.36	0.37	-	-	-
39.8	0.05	0.05	1995	-0.23	0.08	8913	-3.77	0.34	-	-	-
50.1	0.04	0.04	2114	-0.24	0.10	9441	-4.21	0.31	-	-	-
63.1	0.04	0.04	2239	-0.26	0.11	10000	-4.73	0.22	-	-	-
79.4	0.03	0.03	2371	-0.31	0.10	10593	-5.28	0.12	-	-	-
100.0	0.02	0.02	2512	-0.36	0.10	11220	-5.87	-0.01	-	-	-
125.9	0.01	0.01	2661	-0.40	0.11	11885	-6.30	0.02	-	-	-
158.5	0.01	0.01	2818	-0.44	0.13	12589	-6.61	0.16	-	-	-
199.5	0.00	0.00	2985	-0.49	0.13	13335	-6.92	0.27	-	-	-
251.2	0.00	0.00	3162	-0.52	0.16	14125	-7.15	0.44	-	-	-
316.2	-0.01	0.00	3350	-0.59	0.15	14962	-7.43	0.54	-	-	-
398.1	-0.01	-0.01	3548	-0.66	0.16	15849	-7.65	0.70	-	-	-
501.2	-0.02	0.02	3758	-0.72	0.18	16788	-7.88	0.84	-	-	-
631.0	-0.04	0.00	3981	-0.80	0.20	17783	-8.14	0.97	-	-	-
794.3	-0.04	0.05	4217	-0.93	0.18	18837	-8.46	1.05	-	-	-
1000.0	-0.07	0.05	4467	-1.04	0.19	19953	-8.94	0.99	-	-	-
1059.3	-0.07	0.06	4732	-1.13	0.24	-	-	-	-	-	-
1122.0	-0.08	0.07	5012	-1.25	0.28	-	-	-	-	-	-
1188.5	-0.09	0.06	5309	-1.43	0.27	-	-	-	-	-	-
1258.9	-0.11	0.05	5623	-1.58	0.30	-	-	-	-	-	-
1333.5	-0.11	0.07	5957	-1.77	0.30	-	-	-	-	-	-
1412.5	-0.14	0.05	6310	-1.95	0.34	-	-	-	-	-	-
1496.2	-0.14	0.07	6683	-2.18	0.34	-	-	-	-	-	-
1584.9	-0.15	0.06	7080	-2.41	0.37	-	-	-	-	-	-

Technician: Leonard Lukasik — Date: February 22, 2016 — Due Date: February 22, 2017

ilac-MRA ACCREDITED
CALIBRATION CERT #1862.01

PCB PIEZOTRONICS
VIBRATION DIVISION

3425 Walden Avenue, Depew, New York, 14043
TEL: 888-684-0013 FAX: 716-685-3886 www.pcb.com

ID:CAL112-3039012501.308

~ *Certificate of Calibration and Compliance* ~

Model: 378B02	Serial Number: 118396	
Microphone Model: 377B02	Serial Number: 150755	Manufacturer: PCB
Preamplifier Model: 426E01	Serial Number: 035622	Manufacturer: PCB

Calibration Environmental Conditions

Environmental test conditions as printed on microphone calibration chart.

Reference Equipment

Manufacturer	Model #	Serial #	PCB Control #	Cal Date	Due Date
National Instruments	PCIe-6351	1896F08	CA1918	10/29/15	10/28/16
Larson Davis	PRM915	150	CA2115	4/30/15	4/29/16
Larson Davis	PRM902	5310	CA2062	3/19/15	3/18/16
Larson Davis	PRM916	125	TA469	6/9/15	6/9/16
Larson Davis	CAL250	5569	CA2284	12/14/15	12/14/16
Larson Davis	2201	144	CA1409	3/12/15	3/11/16
Bruel & Kjaer	4192	2764626	CA1636	6/15/15	6/15/16
Larson Davis	GPRM902	5282	CA2063	5/20/15	5/20/16
Newport	iTHX-SD/N	1080002	CA1511	2/19/16	2/17/17
Larson Davis	PRA951-4	234	CA1154	9/15/15	9/15/16
Larson Davis	ADP005	0	0	not required	not required
0	0	0	0	not required	not required
0	0	0	0	not required	not required
0	0	0	0	not required	not required
0	0	0	0	not required	not required

Frequency sweep performed with B&K UA0033 electrostatic actuator.

RWDI

Condition of Unit

As Found: In Tolerance

As Left: In Tolerance

Notes

1. Calibration of reference equipment is traceable to one or more of the following National Labs; NIST, PTB or DFM.
2. This certificate shall not be reproduced, except in full, without written approval from PCB Piezotronics, Inc.
3. Calibration is performed in compliance with ISO 9001, ISO 10012-1, ANSI/NCSL Z540.3 and ISO 17025.
4. See Manufacturer's Specification Sheet for a detailed listing of performance specifications.
5. System Sensitivity is measured following procedure AT603-5.
6. Measurement uncertainty (95% confidence level with coverage factor of 2) for sensitivity is +/-0.20 dB.
7. Unit calibrated per ACS-63.

Technician: Leonard Lukasik Date: February 22, 2016 Due Date: February 22, 2017

ilac-MRA ACCREDITED

CALIBRATION CERT #1862.01

PCB PIEZOTRONICS VIBRATION DIVISION

3425 Walden Avenue, Depew, New York, 14043

TEL: 888-684-0013 FAX: 716-685-3886 www.pcb.com

ID:CAL112-3539012044.512

~ Calibration Report ~

Model: 378B02 — Serial Number: 118396
Microphone Model: 377B02 — Serial Number: 150755
Preamplifier Model: 426E01 — Serial Number: 035622

Description: 1/2" Free-Field Microphone and Preamplifier

Calibration Data

System Sensitivity @ 251.2 Hz: 56.28 mV/Pa
-24.99 dB re 1V/Pa

Polarization Voltage, External: 0 V

Temperature: 70 °F (21°C) Ambient Pressure: 997 mbar Relative Humidity: 30 %

Frequency Response (0 dB @ 251.2 Hz)

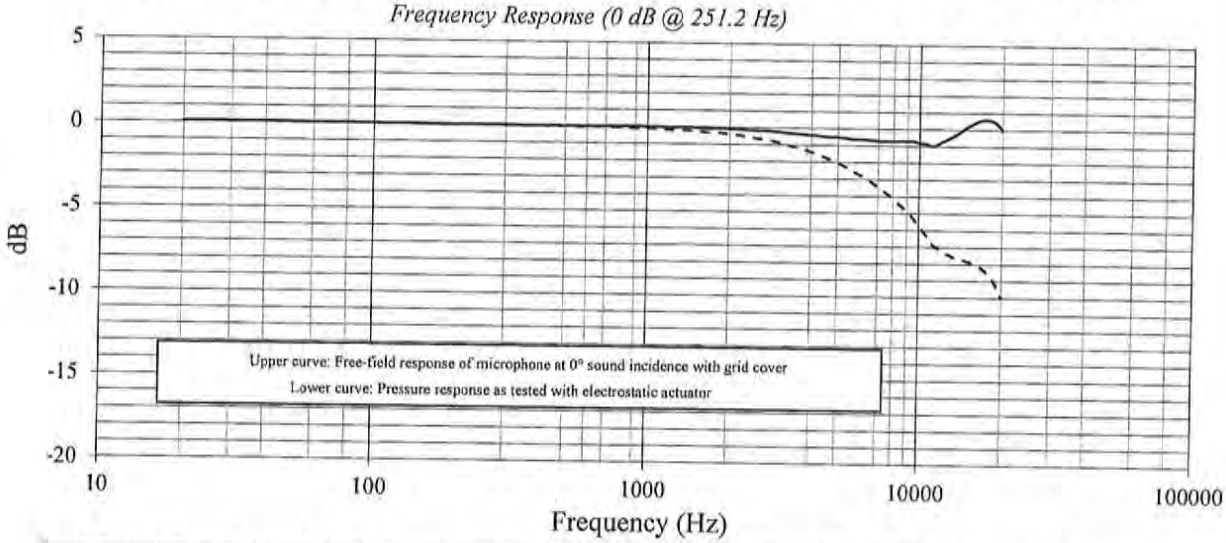

Freq (Hz)	Lower (dB)	Upper (dB)	Freq (Hz)	Lower (dB)	Upper (dB)	Freq (Hz)	Lower (dB)	Upper (dB)	Freq (Hz)	Lower (dB)	Upper (dB)
20.0	0.05	0.05	1679	-0.32	-0.09	7499	-3.78	-0.71	-	-	-
25.1	0.07	0.07	1778	-0.33	-0.08	7943	-4.10	-0.71	-	-	-
31.6	0.07	0.07	1884	-0.35	-0.07	8414	-4.45	-0.72	-	-	-
39.8	0.06	0.06	1995	-0.39	-0.08	8913	-4.81	-0.70	-	-	-
50.1	0.05	0.05	2114	-0.45	-0.11	9441	-5.22	-0.70	-	-	-
63.1	0.04	0.04	2239	-0.50	-0.13	10000	-5.77	-0.82	-	-	-
79.4	0.04	0.04	2371	-0.56	-0.15	10593	-6.26	-0.86	-	-	-
100.0	0.03	0.03	2512	-0.64	-0.18	11220	-6.84	-0.98	-	-	-
125.9	0.02	0.02	2661	-0.69	-0.18	11885	-7.10	-0.78	-	-	-
158.5	0.01	0.01	2818	-0.75	-0.19	12589	-7.36	-0.59	-	-	-
199.5	0.01	0.01	2985	-0.84	-0.22	13335	-7.56	-0.37	-	-	-
251.2	0.00	0.00	3162	-0.95	-0.27	14125	-7.70	-0.11	-	-	-
316.2	-0.01	0.00	3350	-1.06	-0.32	14962	-7.79	0.18	-	-	-
398.1	-0.02	-0.02	3548	-1.15	-0.33	15849	-7.94	0.41	-	-	-
501.2	-0.04	0.00	3758	-1.27	-0.37	16788	-8.15	0.57	-	-	-
631.0	-0.05	-0.01	3981	-1.40	-0.40	17783	-8.53	0.59	-	-	-
794.3	-0.08	0.01	4217	-1.54	-0.43	18837	-9.08	0.43	-	-	-
1000.0	-0.13	-0.01	4467	-1.71	-0.48	19953	-9.94	-0.01	-	-	-
1059.3	-0.13	0.01	4732	-1.87	-0.50	-	-	-	-	-	-
1122.0	-0.16	-0.02	5012	-2.05	-0.52	-	-	-	-	-	-
1188.5	-0.17	-0.02	5309	-2.26	-0.56	-	-	-	-	-	-
1258.9	-0.19	-0.03	5623	-2.49	-0.61	-	-	-	-	-	-
1333.5	-0.19	-0.01	5957	-2.70	-0.63	-	-	-	-	-	-
1412.5	-0.21	-0.02	6310	-2.93	-0.64	-	-	-	-	-	-
1496.2	-0.24	-0.04	6683	-3.19	-0.67	-	-	-	-	-	-
1584.9	-0.28	-0.07	7080	-3.49	-0.71	-	-	-	-	-	-

Technician: Leonard Lukasik Date: February 22, 2016 Due Date: February 22, 2017

ilac-MRA ACCREDITED
CALIBRATION CERT #1662.01

PCB PIEZOTRONICS
VIBRATION DIVISION

3425 Walden Avenue, Depew, New York, 14043
TEL: 888-684-0013 FAX: 716-685-3886 www.pcb.com

ID:CAL112-353001284.512

~ *Certificate of Calibration and Compliance* ~

Model: 378B02	Serial Number: 118366	
Microphone Model: 377B02	Serial Number: 149576	Manufacturer: PCB
Preamplifier Model: 426E01	Serial Number: 035616	Manufacturer: PCB

Calibration Environmental Conditions

Environmental test conditions as printed on microphone calibration chart.

Reference Equipment

Manufacturer	Model #	Serial #	PCB Control #	Cal Date	Due Date
National Instruments	PCIe-6351	1896F08	CA1918	10/29/15	10/28/16
Larson Davis	PRM915	150	CA2115	4/30/15	4/29/16
Larson Davis	PRM902	5310	CA2062	3/19/15	3/18/16
Larson Davis	PRM916	125	TA469	6/9/15	6/9/16
Larson Davis	CAL250	5569	CA2284	12/14/15	12/14/16
Larson Davis	2201	144	CA1409	3/12/15	3/11/16
Bruel & Kjaer	4192	2764626	CA1636	6/15/15	6/15/16
Larson Davis	GPRM902	5282	CA2063	5/20/15	5/20/16
Newport	iTHX-SD/N	1080002	CA1511	2/19/16	2/17/17
Larson Davis	PRA951-4	234	CA1154	9/15/15	9/15/16
Larson Davis	ADP005	0	0	not required	not required
0	0	0	0	not required	not required
0	0	0	0	not required	not required
0	0	0	0	not required	not required
0	0	0	0	not required	not required

Frequency sweep performed with B&K UA0033 electrostatic actuator.

RWDI

Condition of Unit

As Found: In Tolerance

As Left: In Tolerance

Notes

1. Calibration of reference equipment is traceable to one or more of the following National Labs; NIST, PTB or DFM.
2. This certificate shall not be reproduced, except in full, without written approval from PCB Piezotronics, Inc.
3. Calibration is performed in compliance with ISO 9001, ISO 10012-1, ANSI/NCSL Z540.3 and ISO 17025.
4. See Manufacturer's Specification Sheet for a detailed listing of performance specifications.
5. System Sensitivity is measured following procedure AT603-5.
6. Measurement uncertainty (95% confidence level with coverage factor of 2) for sensitivity is +/-0.20 dB.
7. Unit calibrated per ACS-63.

Technician: Leonard Lukasik Date: February 22, 2016 Due Date: February 22, 2017

ilac-MRA ACCREDITED

CALIBRATION CERT #1862.01

PCB PIEZOTRONICS™
VIBRATION DIVISION

3425 Walden Avenue, Depew, New York, 14043

TEL: 888-684-0013 FAX: 716-685-3886 www.pcb.com

ID:CAL112-3539011052.260

~ Calibration Report ~

Model: 378B02 — Serial Number: 118366
Microphone Model: 377B02 — Serial Number: 149576
Preamplifier Model: 426E01 — Serial Number: 035616

Description: 1/2" Free-Field Microphone and Preamplifier

Calibration Data

System Sensitivity @ 251.2 Hz: 55.27 mV/Pa
-25.15 dB re 1V/Pa

Polarization Voltage, External: 0 V

Temperature: 70 °F (21°C) Ambient Pressure: 997 mbar Relative Humidity: 32 %

Frequency Response (0 dB @ 251.2 Hz)

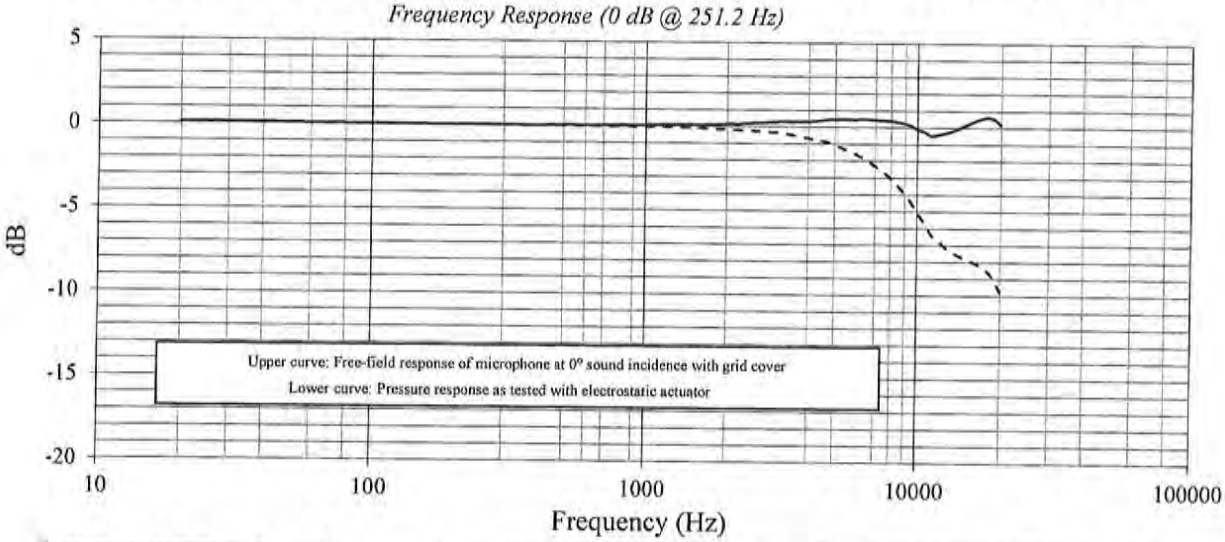

Freq (Hz)	Lower (dB)	Upper (dB)	Freq (Hz)	Lower (dB)	Upper (dB)	Freq (Hz)	Lower (dB)	Upper (dB)	Freq (Hz)	Lower (dB)	Upper (dB)
20.0	0.07	0.07	1679	-0.14	0.09	7499	-2.66	0.42	-	-	-
25.1	0.08	0.08	1778	-0.16	0.10	7943	-2.98	0.41	-	-	-
31.6	0.07	0.07	1884	-0.16	0.12	8414	-3.41	0.32	-	-	-
39.8	0.08	0.08	1995	-0.16	0.15	8913	-3.87	0.24	-	-	-
50.1	0.06	0.06	2114	-0.19	0.15	9441	-4.40	0.12	-	-	-
63.1	0.05	0.05	2239	-0.22	0.15	10000	-5.08	-0.13	-	-	-
79.4	0.04	0.04	2371	-0.23	0.18	10593	-5.65	-0.25	-	-	-
100.0	0.03	0.03	2512	-0.25	0.21	11220	-6.35	-0.49	-	-	-
125.9	0.02	0.02	2661	-0.28	0.23	11885	-6.73	-0.41	-	-	-
158.5	0.01	0.01	2818	-0.30	0.26	12589	-7.09	-0.32	-	-	-
199.5	0.01	0.01	2985	-0.34	0.28	13335	-7.39	-0.20	-	-	-
251.2	0.00	0.00	3162	-0.37	0.31	14125	-7.61	-0.02	-	-	-
316.2	-0.01	0.00	3350	-0.44	0.30	14962	-7.80	0.17	-	-	-
398.1	-0.02	-0.02	3548	-0.50	0.32	15849	-7.98	0.37	-	-	-
501.2	-0.02	0.02	3758	-0.58	0.32	16788	-8.19	0.53	-	-	-
631.0	-0.03	0.01	3981	-0.67	0.33	17783	-8.49	0.62	-	-	-
794.3	-0.05	0.04	4217	-0.76	0.35	18837	-8.98	0.53	-	-	-
1000.0	-0.07	0.05	4467	-0.83	0.40	19953	-9.76	0.17	-	-	-
1059.3	-0.06	0.07	4732	-0.92	0.45	-	-	-	-	-	-
1122.0	-0.07	0.07	5012	-1.06	0.47	-	-	-	-	-	-
1188.5	-0.06	0.09	5309	-1.24	0.46	-	-	-	-	-	-
1258.9	-0.07	0.10	5623	-1.42	0.46	-	-	-	-	-	-
1333.5	-0.09	0.09	5957	-1.60	0.47	-	-	-	-	-	-
1412.5	-0.08	0.11	6310	-1.80	0.49	-	-	-	-	-	-
1496.2	-0.11	0.09	6683	-2.06	0.46	-	-	-	-	-	-
1584.9	-0.13	0.08	7080	-2.35	0.44	-	-	-	-	-	-

Technician: Leonard Lukasik *LL* Date: February 22, 2016 Due Date: February 22, 2017

ilac-MRA ACCREDITED
CALIBRATION CERT #1002.01

PCB PIEZOTRONICS
VIBRATION DIVISION

3425 Walden Avenue, Depew, New York, 14043
TEL: 888-684-0013 FAX: 716-685-3886 www.pcb.com

ID:CAL112-0539011052.266

Monitor A

Monitor B

Monitor C

AH-55545
Monitor D

Monitor E

MEASUREMENT EQUIPMENT

Sound Level Meter

Sound Level Meter	
Make and Model	RWDI Envision Data Collection System
Serial No.	NAVCAD07
Preamplifier	
Make and Type	PCB Piezotronics Preamplifier Type 426E01
Serial No.	035586
Microphone	
Make and Type	PCB Piezotronics Microphone Type 377B02
Serial No.	150568
Calibrator	
Make and Type	Larson-Davis CAL200 precision acoustic calibrator (1000 Hz)
Serial No.	Various

MEASUREMENT EQUIPMENT

Sound Level Meter

Sound Level Meter	
Make and Model	RWDI Envision Data Collection System
Serial No.	NAVCAD09
Preamplifier	
Make and Type	PCB Piezotronics Preamplifier Type 426E01
Serial No.	035617
Microphone	
Make and Type	PCB Piezotronics Microphone Type 377B02
Serial No.	147939
Calibrator	
Make and Type	Larson-Davis CAL200 precision acoustic calibrator (1000 Hz)
Serial No.	Various

MEASUREMENT EQUIPMENT

Sound Level Meter

Sound Level Meter	
Make and Model	RWDI Envision Data Collection System
Serial No.	NAVCAD03
Preamplifier	
Make and Type	PCB Piezotronics Preamplifier Type 426E01
Serial No.	035614
Microphone	
Make and Type	PCB Piezotronics Microphone Type 377B02
Serial No.	148739
Calibrator	
Make and Type	Larson-Davis CAL200 precision acoustic calibrator (1000 Hz)
Serial No.	Various

MEASUREMENT EQUIPMENT

Sound Level Meter

Sound Level Meter	
Make and Model	RWDI Envision Data Collection System
Serial No.	NAVCAD04
Preamplifier	
Make and Type	PCB Piezotronics Preamplifier Type 426E01
Serial No.	035616
Microphone	
Make and Type	PCB Piezotronics Microphone Type 377B02
Serial No.	150755
Calibrator	
Make and Type	Larson-Davis CAL200 precision acoustic calibrator (1000 Hz)
Serial No.	Various

MEASUREMENT EQUIPMENT

Sound Level Meter

Sound Level Meter	
Make and Model	RWDI Envision Data Collection System
Serial No.	NAVCAD05
Preamplifier	
Make and Type	PCB Piezotronics Preamplifier Type 426E01
Serial No.	035616
Microphone	
Make and Type	PCB Piezotronics Microphone Type 377B02
Serial No.	149576
Calibrator	
Make and Type	Larson-Davis CAL200 precision acoustic calibrator (1000 Hz)
Serial No.	Various

APPENDIX D

I can confirm on behalf of Jericho Wind GP, ULC, that the wind turbines located within the Jericho Wind Energy Centre that were included in this immission report were operating normally for the duration of the measurement campaign from September 14th, 2015 through May 15th, 2016. More specifically, all wind turbines were in operation and operating normally during the valid data time periods indicated in this report.

Company Name:
Jericho Wind GP, ULC

Name Of Company Representative: D. McINTOSH

Title: REGIONAL GENERAL MANAGER

Signature of Company Representative:

Date: 5/19/16

APPENDIX E

Table E1 - Summary of Measurement Conditions Jericho Wind Farm, 1500886	
Measurement Duration	September 14, 2015 to January 20th, 2016 Extended Program for Monitor E: March 30 - May 15, 2016
Wind Speed	0 to 11 m/s
Temperature	-24 to 32˚C
General Weather Conditions	Weather conditions varied significantly over the measurement campaign
Wind Rose Plot	Found in Figures 5 through 11
Signed Statement by the Operator	Found in Appendix D

APPENDIX F

Table F.1.1 - Summary of Tonal Audibility - Monitor B - Jericho
Jericho Wind Farm - Fall 2015 Audit, 1501440

Wind Bin	Minute File 1	Minute File 2	Minute File 3	Minute File 4	Minute File 5	Average[2]
4	-1.52 dB	-7.96 dB	N/a[1]	-3.45 dB	-4.48 dB	-4.5 dB
5	N/a[1]	N/a[1]	N/a[1]	N/a[1]	N/a[1]	N/a[1]
6	N/a[1]	N/a[1]	N/a[1]	N/a[1]	-8.32 dB	-9.61 dB
7	N/a[1]	N/a[1]	N/a[1]	N/a[1]	N/a[1]	N/a[1]

Notes:
[1] - No Tones Found.
[2] - A value of -10 dB is used for "N/a", per Section 5.3.9 of ISO/PAS 20065:2016

Table F.1.2 - Summary of Data Points Used In Tonality Analysis - Monitor B - Jericho
Jericho Wind Farm - Fall 2015 Audit, 1501440

	Minutes Used		
	Time Stamp	Leq (dBA)	Wind Speed (m/s)
Wind Bin 4	10-18-2015 4:39:00 AM	40.2	4.003
	11-10-2015 4:06:00 AM	39.8	3.992
	11-04-2015 4:51:00 AM	44.9	4.008
	11-08-2015 3:22:00 AM	42.5	4.008
	10-30-2015 4:16:00 AM	43.5	4.010

	Minutes Used		
	Time Stamp	Leq (dBA)	Wind Speed (m/s)
Wind Bin 5	11-17-2015 12:16:00 AM	44.4	5.006
	11-17-2015 3:06:00 AM	46.8	4.993
	11-17-2015 3:04:00 AM	45.2	5.009
	11-17-2015 3:44:00 AM	45.6	5.009
	11-16-2015 10:34:00 PM	43.2	5.013

	Minutes Used		
	Time Stamp	Leq (dBA)	Wind Speed (m/s)
Wind Bin 6	11-16-2015 10:19:00 PM	49.5	5.996
	11-17-2015 4:00:00 AM	45.4	5.996
	11-17-2015 1:11:00 AM	45.8	6.004
	11-17-2015 1:19:00 AM	47.8	5.993
	10-25-2015 4:23:00 AM	51.5	6.019

	Minutes Used		
	Time Stamp	Leq (dBA)	Wind Speed (m/s)
Wind Bin 7	10-25-2015 4:55:00 AM	53.4	7.036
	10-14-2015 1:34:00 AM	52.8	6.961
	11-12-2015 12:18:00 AM	51.9	6.960
	11-12-2015 10:06:00 PM	50.0	6.955
	11-12-2015 3:13:00 AM	50.9	7.049

Table F.2.1 - Summary of Tonal Audibility - Monitor C - Jericho
Jericho Wind Farm - Fall 2015 Audit, 1501440

Wind Bin	Minute File 1	Minute File 2	Minute File 3	Minute File 4	Minute File 5	Average[2]
4	-7.93 dB	N/a[1]	N/a[1]	-5.34 dB	N/a[1]	-8.22 dB
5	N/a[1]	-4.79 dB	-7.93 dB	N/a[1]	-4.14 dB	-6.66 dB
6	N/a[1]	-7.05 dB	-3.53 dB	N/a[1]	-5.66 dB	-6.53 dB
7	-.47 dB	-.43 dB	N/a[1]	-1.59 dB	-4.21 dB	-2.25 dB

Notes:
[1] - No Tones Found.
[2] - A value of -10 dB is used for "N/a", per Section 5.3.9 of ISO/PAS 20065:2016

Table F.2.2 - Summary of Data Points Used In Tonality Analysis - Monitor C - Jericho
Jericho Wind Farm - Fall 2015 Audit, 1501440

	Minutes Used		
	Time Stamp	Leq (dBA)	Wind Speed (m/s)
Wind Bin 4	09-30-2015 10:00:00 PM	45.7	4.000
	12-26-2015 2:36:00 AM	37.8	4.000
	10-12-2015 12:17:00 AM	38.3	3.998
	01-01-2016 10:57:00 PM	34.9	3.998
	10-02-2015 3:42:00 AM	44.4	3.997

	Minutes Used		
	Time Stamp	Leq (dBA)	Wind Speed (m/s)
Wind Bin 5	10-02-2015 3:50:00 AM	47.6	5.000
	10-03-2015 3:32:00 AM	47.1	5.000
	01-17-2016 12:54:00 AM	45.6	4.996
	10-01-2015 1:54:00 AM	48.1	4.995
	10-02-2015 1:26:00 AM	47.5	4.995

	Minutes Used		
	Time Stamp	Leq (dBA)	Wind Speed (m/s)
Wind Bin 6	10-03-2015 3:28:00 AM	50.7	5.998
	11-30-2015 10:04:00 PM	48.8	5.996
	12-14-2015 10:26:00 PM	49.7	5.996
	10-03-2015 2:14:00 AM	52.0	6.009
	10-03-2015 2:38:00 AM	51.8	5.988

	Minutes Used		
	Time Stamp	Leq (dBA)	Wind Speed (m/s)
Wind Bin 7	12-15-2015 2:12:00 AM	49.5	6.996
	12-04-2015 1:03:00 AM	50.9	6.994
	01-13-2016 10:32:00 PM	48.2	6.989
	12-15-2015 1:46:00 AM	49.5	6.986
	11-19-2015 4:54:00 AM	51.6	7.015

Table F.3.1 - Summary of Tonal Audibility - Monitor E - Jericho
Jericho Wind Farm - Spring/Fall 2015 Audit, 1501440

Wind Bin	Minute File 1	Minute File 2	Minute File 3	Minute File 4	Minute File 5	Average[2]
4	-7.67 dB	N/a[1]	N/a[1]	N/a[1]	N/a[1]	-9.42 dB
5	N/a[1]	N/a[1]	N/a[1]	N/a[1]	N/a[1]	N/a[1]
6	N/a[1]	-8.17 dB	N/a[1]	-6.72 dB	N/a[1]	-8.76 dB
7	N/a[1]	N/a[1]	N/a[1]	N/a[1]	N/a[1]	N/a[1]

Notes:
[1] - No Tones Found.
[2] - A value of -10 dB is used for "N/a", per Section 5.3.9 of ISO/PAS 20065:2016

Table F.3.2 - Summary of Data Points Used In Tonality Analysis - Monitor E - Jericho
Jericho Wind Farm - Spring/Fall 2015 Audit, 1501440

	Minutes Used		
	Time Stamp	**Leq (dBA)**	**Wind Speed (m/s)**
Wind Bin 4	05-10-2016 4:10:00 AM	35.5	4.000
	11-15-2015 1:02:00 AM	38.2	3.998
	12-21-2015 11:57:00 PM	37.3	3.998
	11-19-2015 4:07:00 AM	38.0	4.002
	01-02-2016 1:55:00 AM	35.5	4.002

	Minutes Used		
	Time Stamp	**Leq (dBA)**	**Wind Speed (m/s)**
Wind Bin 5	11-15-2015 3:50:00 AM	36.6	5.003
	01-13-2016 11:00:00 PM	40.5	5.006
	01-28-2016 2:27:00 AM	42.8	5.006
	12-24-2015 2:44:00 AM	46.9	4.991
	12-20-2015 10:51:00 PM	41.9	5.011

	Minutes Used		
	Time Stamp	**Leq (dBA)**	**Wind Speed (m/s)**
Wind Bin 6	01-28-2016 2:09:00 AM	46.3	5.998
	10-19-2015 11:11:00 PM	46.0	5.996
	01-26-2016 3:27:00 AM	45.3	5.996
	01-13-2016 10:01:00 PM	41.4	6.012
	10-21-2015 11:58:00 PM	49.0	6.020

	Minutes Used		
	Time Stamp	**Leq (dBA)**	**Wind Speed (m/s)**
Wind Bin 7	11-27-2015 1:10:00 AM	47.6	7.043
	12-24-2015 3:51:00 AM	48.7	6.937
	01-27-2016 11:03:00 PM	45.9	6.909
	01-27-2016 10:45:00 PM	49.9	7.094
	10-21-2015 11:34:00 PM	51.4	6.901

APPENDIX G

Table G.1: Jericho Parked Period Start and End Times

Jericho Wind Energy Centre - Fall 2015 Audit, 1501440

	Monitor A		Monitor B		Monitor C		Monitor D		Monitor E	
	Start	End	Start	End	Start	End	Start	End	Start	End
Fall 2015	N/A [1]	N/A [1]	10/27/2015 22:00	10/28/2015 01:00	10/27/2015 22:00	10/28/2015 01:00	N/A [1]	N/A [1]	N/A [1]	N/A [1]
	N/A [1]	N/A [1]	10/28/2015 22:00	10/29/2015 02:00	10/28/2015 22:00	10/29/2015 02:00	N/A [1]	N/A [1]	N/A [1]	N/A [1]
	N/A [1]	N/A [1]	10/30/2015 01:00	10/30/2015 04:00	10/30/2015 01:00	10/30/2015 04:00	N/A [1]	N/A [1]	N/A [1]	N/A [1]
	N/A [1]	N/A [1]	-	-	11/3/2015 00:00	11/3/2015 01:00	N/A [1]	N/A [1]	N/A [1]	N/A [1]
	N/A [1]	N/A [1]	11/6/2015 22:00	11/7/2015 02:00	11/6/2015 22:00	11/7/2015 02:00	N/A [1]	N/A [1]	N/A [1]	N/A [1]
	N/A [1]	N/A [1]	11/10/2015 00:00	11/10/2015 03:00	-	-	N/A [1]	N/A [1]	N/A [1]	N/A [1]
	N/A [1]	N/A [1]	11/12/2015 00:00	11/12/2015 03:00	-	-	N/A [1]	N/A [1]	N/A [1]	N/A [1]
	N/A [1]	N/A [1]	11/17/2015 22:00	11/17/2015 23:00	-	-	N/A [1]	N/A [1]	N/A [1]	N/A [1]
	N/A [1]	N/A [1]	-	-	12/11/2015 01:00	12/11/2015 05:00	N/A [1]	N/A [1]	N/A [1]	N/A [1]

Notes:

[1]: These periods were not used for a compliance assessment.